

TECHNICAL MANUAL

**DIRECT SUPPORT AND GENERAL SUPPORT MAINTENANCE
REPAIR PARTS AND SPECIAL TOOLS LIST
(INCLUDING DEPOT MAINTENANCE REPAIR PARTS AND SPECIAL TOOLS)**

**LANDING CRAFT UTILITY
LCU 1667 THROUGH 1670
NSN 1905-00-168-5764**

DISTRIBUTION STATEMENT A: Approved for public release; distribution is unlimited.

* TM 55-1905-219-34P-1 supersedes TM 55-1905-219-34P-1 dated 9 July 1984.

**HEADQUARTERS, DEPARTMENT OF THE ARMY
29 JANUARY 1993**

CHANGE
HEADQUARTERS

DEPARTMENT OF THE ARMY

NO. 2
tober 1996

WASHINGTON, D.C., 10 Oc-

TECHNICAL MANUAL

Direct Support and General Support Maintenance
Repair Parts and Special Tools List
(Including Depot Maintenance Repair Parts and Special Tools)

**LANDING CRAFT UTILITY
LCU 1667 THROUGH 1670
NSN 1905-00-168-5764**

Current as of 15 August 1996

DISTRIBUTION STATEMENT A: Approved for public release; distribution is unlimited.

TM 55-1905-219-34P-1, 29 January 1993, is changed as follows:

1. Remove and insert pages as indicated below. New or changed text material is indicated by a vertical bar in the margin. An illustration change is indicated by a miniature pointing hand.

Remove pages
i and ii
89-1 and Figure 90

Insert pages
i and ii
89-1 and Figure 90

2. Retain this sheet in front of manual for reference purposes.

By Order of the Secretary of the Army:

IMER

Army
Official:

JOEL B. HUDSON
Administrative Assistant to the
Secretary of the Army
03042

DENNIS J. RE-
General, United States
Chief of Staff

DISTRIBUTION:

To be distributed in accordance with DA Form 12-25-E, block no. 1059, requirements for TM 55-1905-219-34P-1.

CHANGE
NO. 1

HEADQUARTERS
DEPARTMENT OF THE ARMY
WASHINGTON, D.C., 21 FEBRUARY 1995

Direct Support and General Support
Maintenance Repair Parts and Special Tools List
(Including Depot Maintenance Repair Parts and Special Tools)

**LANDING CRAFT UTILITY
LCU 1667 THROUGH 1670
NSN 1905-00-168-5764**

Current as of 9 January 1995

DISTRIBUTION STATEMENT A: Approved for public release; distribution is unlimited

TM 55-1905-219-34P-1, 29 January 1993, is changed as follows:

1. Remove and insert pages as indicated below. New or changed text material is indicated by a vertical bar in the margin. An illustration change is indicated by a miniature pointing hand.

Remove pages
96-1 and Fig. 97
166-1 through Fig. 168
289-1 and Fig. 290

Insert pages
96-1 and Fig. 97
166-1 through Fig. 168
289-1 and Fig. 290

2. Retain this sheet in front of manual for reference purposes.

By Order of the Secretary of the Army:

Official:

MILTON H. HAMILTON
*Administrative Assistant to the
Secretary of the Army*
08034

GORDON R. SULLIVAN
*General, United States Army
Chief of Staff*

DISTRIBUTION:

To be distributed in accordance with DA Form 12-25-E, block no. 1059, requirements for TM 55-1905-219-34P-1.

TECHNICAL MANUAL
 NO. 55-1905-219-34P-1

HEADQUARTERS
 DEPARTMENT OF THE ARMY
 WASHINGTON, D.C., 29 January 1993

TECHNICAL MANUAL
 Direct Support and General Support Maintenance
 Repair Parts and Special Tools List
 (INCLUDING DEPOT MAINTENANCE REPAIR PARTS AND SPECIAL TOOLS)

**LANDING CRAFT UTILITY
 LCU 1667 THROUGH 1670
 NSN 1905-00-168-5764**

Current as of 1 August 1992

NOTE:

This manual is printed in two volumes as follows:

TM 55-1905-219-34P-1, consisting of Table of Contents, Section I and Section II Functional Groups 01 through 13).

TM 55-1905-219-34P-2, consisting of Table of Contents, Section I and Section II Functional Groups 13 through 20), Section III, and Section IV.

The Table of Contents, Section I and IV are applicable to the -1 and -2 volumes.

REPORTING ERRORS AND RECOMMENDING IMPROVEMENTS

You can help improve this manual. If you find any mistakes, or if you know of a way to improve these procedures, please let us know. Mail your letter or DA Form 2028 (Recommended Changes to Publications and Blank Forms), or DA Form 2028-2 located in the back of this manual directly to: Commander, US Army Aviation and Troop Command, ATTN: AMSAT-I-MP, 4300 Goodfellow Blvd., St. Louis, MO 63120-1798. You may also submit your recommended changes by E-mail directly to <mpmt%avma28@st-louis-emh7.army.mil>. A reply will be furnished directly to you. Instructions for sending an electronic 2028 may be found at the back of this manual immediately preceding the hard copy 2028.

DISTRIBUTION STATEMENT A: Approved for public release; distribution is unlimited

TABLE OF CONTENTS

	PAGE	ILLUS/ FIGURE
Section I INTRODUCTION	1	
Section II Repair Parts List	1-1	
Group 01 Propulsion System		
Marine Gear Installation	1-1	1
Marine Gear	2-1	2
Marine Gear Selector Valve	3-1	3
Control Station and Articulator	4-1	4
Control Unit and Linkage	5-1	5
Shutdown Head and Linkage	6-1	6
Engine Throttle Linkage	7-1	7
Variable Speed Governor	8-1	8

* This manual supersedes TM 55-1905-219-34P-1, dated 9 July 1984.

	PAGE	ILLUS/ FIGURE
Governor Housing Assembly	9-1	9
Air Intake	10-1	10
Ventilation	11-1	11
Blower Assembly	12-1	12
Blower Coupling	13-1	13
Fuel Pump	14-1	14
Fuel Lines	15-1	15
Fuel Strainer	16-1	16
Fuel Filter	17-1	17
Fuel Injectors	18-1	18
Dual Oil Filter	19-1	19
Marine Gear Oil Cooler Lines	20-1	20
Oil Cooler	21-1	21
Raw Water Pump	22-1	22
Expansion Tank	23-1	23
Water Connections	24-1	24
Water Manifold	25-1	25
Thermostat and Housing	26-1	26
Generator and Regulator Mounting	27-1	27
Generator	28-1	28
Tachometer Drive	29-1	29
Instrument Panel	30-1	30
Alarm System Switches	31-1	31
Crankshaft Pulley	32-1	32
Balance Weight Cover	33-1	33
Engine Lift Brackets and Support	34-1	34
Exhaust Manifolds	35-1	35
Rocker Arm Covers	36-1	36
Injector Controls	37-1	37
Flywheel and Housing	38-1	38
Camshaft Assembly (Right and Left Bank)	39-1	39
Idle Gear Hole Spacer Assembly	40-1	40
Idle Gear	41-1	41
Valve Operating Mechanism	42-1	42
Exhaust Valve Arrangement	43-1	43
Cylinder Head	44-1	44
Oil Pan and Dipstick	45-1	45
Lube Oil Regulator and Relief Valve	46-1	46
Lube Oil Pump	47-1	47
Oil Distribution System	48-1	48
Pistons, Connecting Rods and Liners	49-1	49
Crankshaft and Bearing	50-1	50
Cylinder Block	51-1	51
Starting Aid	52-1	52
Hydrostarter - Propulsion Engine	53-1	53
Hydrostarter - Diesel Generator Engine	54-1	54
Hydrostarter - Anchor Winch Engine	55-1	55
Hydraulic Starting System Accumulator	56-1	56
Engine Driven Hydraulic Pump	57-1	57
Starting System Hand Pump	58-1	58
Hydraulic Reservoir - Anchor Winch Engine	59-1	59
Hydraulic Reservoir - Propulsion and Diesel Generator Engine	60-1	60
Hydraulic Starting System Filter	61-1	61

	Page	Illus/ Figure
Hydraulic Starting System Piping	62-1	62
Port and Starboard Propeller and Shafting.....	63-1	63
Line Shafting - Port Side Only	64-1	64
Propeller Split Shaft Seal.....	65-1	65
Propeller Shaft Lock	66-1	66
Group 02 Electric Power Generator and Distribution		
Ships Service Main Switchboard	67-1	67
Distribution Transformers	68-1	68
Power Distribution Circuit Breaker Panel P-400	69-1	69
Power Distribution Circuit Breaker Panel P-406.....	70-1	70
Power Distribution Circuit Breaker Panel P-408	71-1	71
Power Distribution Circuit Breaker Panel P-408-A	72-1	72
Diesel Generator Engine Mounting	73-1	73
Main Generator Assembly.....	74-1	74
Rotating Rectifier Assembly	75-1	75
Emergency Shutdown Head and Linkage	76-1	76
Synchronizing Motor	77-1	77
Hydraulic Governor	78-1	78
Governor Oil Filter	79-1	79
Air Intake	80-1	80
Blower	81-1	81
Fuel Pump and Drain.....	82-1	82
Fuel Filter	83-1	83
Fuel Strainer	84-1	84
Fuel Injector.....	85-1	85
Fuel Lines.....	86-1	86
Oil Filter	87-1	87
Oil Cooler	88-1	88
Fresh Water Pump	89-1	89
Expansion Tank and Water Connections.....	90-1	90
Water Manifold	91-1	91
Thermostat and Housing.....	92-1	92
Relay, Shutdown and Switches.....	93-1	93
Overspeed Governor	94-1	94
Tachometer and Drive.....	95-1	95
Air Cleaner	96-1	96
Crankshaft Pulley	97-1	97
Balance Weight and Cover	98-1	98
Engine Lift Brackets and Support	99-1	99
Exhaust Manifold	100-1	100
Rocker Arm Cover	101-1	101
Injector Controls	102-1	102
Oil Pan, Dipstick and Fill.....	103-1	103
Cylinder Head	104-1	104
Valve Operating Mechanism	105-1	105
Exhaust Valve Arrangement	106-1	106
Camshaft and Gear Train	107-1	107
Idler Gear Hole Spacer Assembly	108-1	108
Idler Gear.....	109-1	109
Flywheel and Housing	110-1	110
Oil Pressure Regulator	111-1	111
Lube Oil Pump	112-1	112
Oil Distribution System	113-1	113

	Page	Illus/ Figure
Pistons, Connecting Rods and Liner	114-1	114
Crankshaft and Bearing.....	115-1	115
Cylinder Block	116-1	116
Instrument Panel ..	117-1	117
Fuel Primer Pump.....	118-1	118
Generator and Regulator Mounting	119-1	119
12-Volt Generator	120-1	120
24-VOC Rectifier	121-1	121
Circuit Breaker Panel L-100	122-1	122
Circuit Breaker Panel L-101	123-1	123
Fuse Panel L-103	124-1	124
Interior Communications Fuse Panel 2L-103.....	125-1	125
Circuit Breaker Panels L-104, L-105 and L-110.....	126-1	126
Circuit Breaker Panels L-106 and L-107	127-1	127
Galley Fuse Panel L-108.....	128-1	128
Fuse Panel P-401.....	129-1	129
Fuse Panel P-409	130-1	130
Fuse Panel P-024.....	131-1	131
Alarm Distribution Panel	132-1	132
Terminal Box - Symbol 432.1	133-1	133
Toggle Switch.....	134-1	134
Break Glass Control Station	135-1	135
Triple Receptacle.....	136-1	136
Watertight Receptacle - Symbol 900.1	137-1	137
Watertight Receptacle - Symbol 735.1	138-1	138
Terminal Box and Duplex Receptacle	139-1	139
Terminal Box - Symbol 433.1	140-1	140
Interlocking Door Operated Switch - Symbol 791.1.....	141-1	141
Disconnect Switch	142-1	142
Safety-Switch-, Air Horn Compressor	143-1	143
Floodlight - Symbol 300.2.....	144-1	144
Incandescent Lighting Fixture - Symbol 98.1	145-1	145
Incandescent Ceiling Fixture	146-1	146
Incandescent Bulkhead Fixture	147-1	147
Explosion-Proof Lighting Fixture	148-1	148
Incandescent Ceiling Fixture	149-1	149
Fluorescent Desk Light Fixture	150-1	150
Desk Light Fixture.....	151-1	151
General Purpose Fluorescent Light Fixture	152-1	152
Mirror Light Fixture	153-1	153
Secretary Light Fixture	154-1	154
Berth Light	155-1	155
Rotary Light, Red	156-1	156
Rotary Light, Amber	157-1	157
Fluorescent Light Fixture, Red and White	158-1	158
Relay Operated Lantern	159-1	159
Portable Lantern	160-1	160
Navigation Light Panel LCU 1667 Only.....	161-1	161
Navigation Light Panel LCU 1668 through LCU 1670.....	162-1	162
Group 03 Bow Ramp and Winch		
Bow Ramp and Fairlead	163-1	163
Lower Fairlead Sheave.....	164-1	164
Upper Fairlead Sheave.....	165-1	165

	Page	Illus/ Figure
Wire Rope Guard	166-1	166
Bow Ramp Winch	167-1	167
Torque Coupling	168-1	168
Speed Reducer.....	169-1	169
Magnetic Brake.....	170-1	170
Bow Ramp Winch Motor.....	171-1	171
Motor Controller	172-1	172
Local Pushbutton Switches	173-1	173
Remote Pushbutton Switches	174-1	174
Hand Crank Interlock Limit Switch	175-1	175
Slack Cable Limit Switch	176-1	176
Group 04 Stem Gate		
Stern Gate and Portable Davit	177-1	177
Group 05 Anchor Handling		
Anchor Winch Universal Joint Assembly	178-1	178
Anchor Winch Drive Brake	179-1	179
Anchor Winch Gear Drive.....	180-1	180
Level Wind Assembly and Guard.....	181-1	181
Anchor Winch Gear Guards and Frame.....	182-1	182
Anchor Winch Drum Assembly.....	183-1	183
Anchor Winch Slack Puller	184-1	184
Slack Puller Hydraulic Motor	185-1	185
Clutch Hydraulic Cylinder	186-1	186
Disconnect Clutch.....	187-1	187
Clutch Cover Plate	188-1	188
Torque Converter - Fluid System	189-1	189
Torque Converter - Input Group	190-1	190
Torque Converter - Output Group.....	191-1	191
Torque Converter - Basic Group	192-1	192
Hydraulic Tank Assembly.....	193-1	193
Hydraulic Filter	194-1	194
Pilot Valve and Manifold.....	195-1	195
Pressure Control Valve.....	196-1	196
Check Valve	197-1	197
Directional Valve - Pilot Operated.....	198-1	198
Relief Valve.....	199-1	199
Check Valve	200-1	200
Pressure Reducing Valve.....	201-1	201
Hydraulic Pump	202-1	202
Hydraulic Pump Couplings	203-1	203
Spring Centered Solenoid - Directional Valve	204-1	204
Anchor Winch Brake Control	205-1	205
Engine Clutch and Throttle Controls.....	206-1	206
Throttle Cable and Linkage	207-1	207
Engine Stop Control	208-1	208
Engine and Torque Converting Mounting	209-1	209
Engine Throttle Linkage.....	210-1	210
Governor Linkage and Mounting	211-1	211
Governor Cover Assembly	212-1	212
Governor Control Housing Assembly	213-1	213
Governor Housing and Weight Assembly	214-1	214
Governor Housing Assembly.....	215-1	215
Air Intake	216-1	216

	Page	Illus/ Figure
Blower	217-1	217
Fuel Pump	218-1	218
Fuel Lines	219-1	219
Fuel Strainer	220-1	220
Fuel Filter	221-1	221
Fuel Injectors	222-1	222
Oil Filter	223-1	223
Oil Cooler	224-1	224
Fresh Water Pump	225-1	225
Water Connections	226-1	226
Water Manifold	227-1	227
Thermostat and Housing	228-1	228
Overspeed and Governor	229-1	229
Tachometer Drive	230-1	230
Crankshaft Pulley and Damper	231-1	231
Weight Cover	232-1	232
Engine Lift Brackets.....	233-1	233
Exhaust Manifold.....	234-1	234
Rocker Arm Cover	235-1	235
Injector Controls	236-1	236
Oil Pan and Dipstick	237-1	237
Cylinder Head	238-1	238
Valve Operating, Mechanism	239-1	239
Exhaust Valve Arrangement	240-1	240
Camshaft and Gear Train	241-1	241
Idler Gear Hole Spacer Assembly	242-1	242
Idler Gear	243-1	243
Flywheel and Housing	244-1	244
Oil Pressure Regulator	245-1	245
Oil Pump	246-1	246
Breather Tube	247-1	247
Oil Distribution System	248-1	248
Pistons, Connecting Rods and Liners	249-1	249
Crankshaft and Bearings.....	250-1	250
Cylinder Block.....	251-1	251
Anchor Winch Engine Pressure Switches.....	252-1	252
Instrument Panel and Tachometer	253-1	253
Anchor A-Frame Fairleader	254-1	254
Anchor A-Frame and Cables.....	255-1	255
Wire Rope Cutter	256-1	256
Group 06 Mast		
Mast Installation	257-1	257
Group 07 Ships Hydraulic System		
Central Hydraulic Piping.....	258-1	258
Hydraulic Power Unit.....	259-1	259
Hydraulic Pump Motor	260-1	260
Hydraulic Pump	261-1	261
Motor Controller.....	262-1	262
Motor Starter.....	263-1	263
Two Position Element Control Station	264-1	264
Directional Control Valve	265-1	265
Stern Gate Hydraulic Cylinder	266-1	266
Mast Hydraulic Cylinder	267-1	267

	Page	Illus/ Figure
	Directional Control Valve	268-1 268
	A-Frame Hydraulic Winch	269-1 269
Group 08	Steering System	
	Hydraulic Cub Pump Unit	270-1 270
	Brake Valve	271-1 271
	Directional Control Valve	272-1 272
	Hydraulic Pump	273-1 273
	Pump Motor and Coupling	274-1 274
	Motor Controller	275-1 275
	Steering Hydraulic Cylinder	276-1 276
	Main Rudder Stock Arrangement	277-1 277
	Main Rudder Linkage	278-1 278
	Flanking Rudder Stock Arrangement	279-1 279
	Flanking Rudder Linkage.....	280-1 280
	Flanking Rudder Limit Switch	281-1 281
	Main Rudder Angle and Repeat Back Transmitter	282-1 282
	Rudder Angle Indicator.....	283-1 283
	Heading Selector.....	284-1 284
	Steering Control Gyropilot Computer	285-1 285
	Steering Control Panel	286-1 286
	Remote Magnetic Heading System.....	287-1 287
	Emergency Steering Arrangement.....	288-1 288
Group 09	Pump Set	
	Fire Pump	289-1 289
	Contactors	290-1 290
	Bilge Pump	291-1 291
	Bilge Pump Drive Arrangement	292-1 292
	Bilge Pump Clutch	293-1 293
	Lube Oil Pump	294-1 294
	Motor Controller	295-1 295
	Starter	296-1 296
	Fresh Water Pump	297-1 297
	Air Conditioning Water Circulation Pump	298-1 298
	Pump Motor	299-1 299
	Diesel Oil Cooling Pump	300-1 300
	Pump Motor	301-1 301
	Sewage Pump	302-1 302
	Pump Motor	303-1 303
	Sewage Pump and Air Pump Controller	304-1 304
	Remote Pushbutton Station	305-1 305
	Macerator/Transfer Pump	306-1 306
	Sewage Air Pump.....	307-1 307
	Lube Oil Transfer Pump	308-1 308
	Portable Fire Pump.....	309-1 309
	Portable Fire Pump - Starter Assembly.....	310-1 310
	Portable Fire Pump - Carburetor Assembly	311-1 311
	Portable Fire Pump - Carburetor of Linkage, Control Panel and Manifold	312-1 312
	Portable Fire Pump - Fuel Tank Assembly	313-1 313
	Portable Fire Pump - Magneto Assembly	314-1 314
	Portable Fire Pump - Power Head and Receiver Assembly	315-1 315
	Portable Fire Pump - Crankshaft and Piston Assembly	316-1 316
	Portable Fire Pump - Frame and Corners Assembly	317-1 317

	Page	Illus/ Figure
Portable Fire Pump - Foot Valve Assembly.....	318-1	318
Portable Fire Pump - Pressure Regulator and Operating Cylinder.....	319-1	319
Portable Fire Pump - Pump and Water Outlet Valve	320-1	320
Portable Fire Pump - Priming Pump and Gear Housing	321-1	321
Group 010 Sewage System		
Urinal	322-1	322
Commode	323-1	323
Flush Valve.....	324-1	324
Group 011 Heating, Ventilation and Air Conditioning System		
Recirculating Fan.....	325-1	325
Exhaust Fan, Galley/Washroom Access Space	326-1	326
Exhaust Fan, Air Conditioning Machinery and Spares.....	327-1	327
Exhaust Fan, Anchor Winch and Bow Ramp Winch	328-1	328
Centrifugal Fan Motor	329-1	329
Fan Motor, Engine Room Fan	330-1	330
Fan Motor, Engine Room Fan	331-1	331
Fan Motor, Machine Room	332-1	332
Fan Motor, Anchor Winch Room	333-1	333
Starter.....	334-1	334
HVAC Ducting	335-1	335
Compressor Unit Assembly	336-1	336
Freon Compressor	337-1	337
Condenser and Receiver	338-1	338
Heat Interchanger and Liquid Indicator	339-1	339
Strainer	340-1	340
Drier Assembly	341-1	341
Gage Board	342-1	342
Thermostat	343-1	343
Thermometers	344-1	344
Thermal Valve	345-1	345
Group 012 Commissary Space Equipment		
Sink Heater	346-1	346
Toaster	347-1	347
Drinking Fountain	348-1	348
Milk Dispenser	349-1	349
Coffee Maker	350-1	350
Washer/Dryer Exterior	351-1	351
Washer/Dryer Drum Heater	352-1	352
Washer/Dryer Blower	353-1	353
Washer/Dryer Tubs, Water Valve and Lid Switch	354-1	354
Washer/Dryer Drive System Pump	355-1	355
Washer/Dryer Transmission, Water Seal and Lubricating Bearing	356-1	356
Refrigerator - Freezer	357-1	357
Electric Range	358-1	358
Group 013 Washroom and Water Closet Fixture		
Washroom Equipment	359-1	359
Group 014 Firefighting System		
Firefighting Components	360-1	360
Halon Control Panel	361-1	361
Pneumatic Heat Detector	362-1	362
Cylinder Assembly, 1301, 40 Pound.....	363-1	363

	Page	Illus/ Figure
Cylinder Assembly, 1301, 150 Pound	364-1	364
Halon System Piping and Wiring (Flammable Liquids Store Room).....	365-1	365
Group 015 Interior Communication		
Alarm Switchboard	366-1	366
Two Line Alarm Panel	367-1	367
Thermostat Switch and Magazine Alarm	368-1	368
Call System Major Components	369-1	369
Anchor Windlass Horn, Navigation Horn and Switch	370-1	370
Entertainment Amplifier	371-1	371
Amplified Speaker	372-1	372
Reproducer	373-1	373
Sound Powered Telephone Handset	374-1	374
Chest Headset, Hook and Locker	375-1	375
Jackbox and Plug	376-1	376
Public Address with Battery	377-1	377
External Battery Cable Assembly	378-1	378
Loudhailer Assembly	379-1	379
Amplifier Assembly	380-1	380
Tachometer	381-1	381
Voice Tube	382-1	382
Group 016 Electronic and Navigation System		
VHF Antenna	383-1	383
24 Volt Distribution Panel	384-1	384
Group 017 Oil-Water Separator		
Oil-Water Separator	385-1	385
Solenoid Valve.....	386-1	386
Solenoid Valve.....	387-1	387
Manual Ball Valve.....	388-1	388
Separator Subassembly	389-1	389
Manual Ball Valve	390-1	390
Pump-Motor Assembly	391-1	391
Manual Ball Valve	392-1	392
Pump-Motor.....	393-1	393
Central Control Panel Assembly	394-1	394
Group 018 Piping System		
Pipe Hangars.....	395-1	395
Fire, Ballast and Bilge Piping (Fire)	396-1	396
Gage Piping.....	397-1	397
Wye Strainer	398-1	398
Diesel Engine Cooling System	399-1	399
Hull Coolers	400-1	400
Lube Oil Piping	401-1	401
Lube Oil Tank	402-1	402
Reach Rods - Diesel Oil Shutoff Valve	403-1	403
Diesel Oil Piping	404-1	404
Air Conditioning Cooling Piping.....	405-1	405
Diesel Oil Cooling Piping.....	406-1	406
Shaft Seal Tank.....	407-1	407
Fuel Filter/Separator Piping	408-1	408
Fuel Filter/Separator	409-1	409
NBC Washdown System	410-1	410
Exhaust System	411-1	411

	Page	Illus/ Figure
Sewage Tank and Fittings	412-1	412
Sewage Tank Discharge Piping	413-1	413
Fresh and Flush Water Piping	414-1	414
Towing Bridle and Access Plate for Forward Ballast Tank	415-1	415
Group 019 Tanks and Voids		
Tank Level Indication Receiver	416-1	416
Transmitter	417-1	417
Cable Assembly.....	418-1	418
Bracket Assembly.....	419-1	419
Penetration Assembly	420-1	420
Water Heater	421-1	421
Deck and Sanitary Drains	422-1	422
Vents and Sounding Tubes	423-1	423
Group 020 Hull and Outfit		
Furniture - Galley and Mess Room	424-1	424
Furniture - Pilot House and Deck House	425-1	425
Furniture - Crew Berthing Space	426-1	426
Furniture - Officer's Stateroom	427-1	427
Stanchions and Railings	428-1	428
Portable Air Compressor	429-1	429
Air Compressor Assembly	430-1	430
Lashing Gear	431-1	431
Doors	432-1	432
Hatches	433-1	433
Scuttles	434-1	434
Manholes.....	435-1	435
Windows and Airports	436-1	436
Hi-Intensity Portable Light	437-1	437
Portable Battery Charger	438-1	438
Window Wiper Assembly.....	439-1	439
Window Wiper Motor	440-1	440
Window Wiper Control	441-1	441
Window Wiper Assembly.....	442-1	442
Window Wiper Motor	443-1	443
Window Wiper Control	444-1	444
Navigation Light - Port	445-1	445
Navigation Light - Starboard	446-1	446
Navigation Light - Towing	447-1	447
Navigation Light - Masthead	448-1	448
Navigation Light - Stern Clear	449-1	449
Signal Light - Task	450-1	450
Navigation Light - Anchor and Boom	451-1	451
Signal Light - Man Overboard	452-1	452
Navigation Light - Blinker	453-1	453
Wake Light	454-1	454
Searchlight Mounting and Yoke Assembly	455-1	455
Searchlight Hood Assembly	456-1	456
Searchlight Shutter Assembly	457-1	457
Searchlight Drum Assembly	458-1	458
Corrosion Prevention Anodes	459-1	459
Air Horn Piping	460-1	460
Air Horn Assembly.....	461-1	461
Whistle Valve Assembly	462-1	462

	Page	Illus/ Figure
	Air Strainer Assembly	463-1 463
	Air Compressor Unit	464-1 464
	Air Compressor	465-1 465
Section	III. SPECIAL TOOLS LIST	
	Special Tools List	466-1 466
Section	IV. CROSS REFERENCE INDEXES	
	National Stock Number Index	I-1
	Part Number Index	I-38
	Figure and Item Number Index	I-257

**UNIT, DIRECT SUPPORT AND GENERAL SUPPORT
MAINTENANCE REPAIR PARTS AND SPECIAL TOOLS LIST**

Section I. INTRODUCTION

1. SCOPE. This RPSTL lists and authorizes spares and repair parts; special tools; special test, measurement, and diagnostic equipment (TMDE); and other special support equipment required for performance of unit, direct support, and general support maintenance of the Landing Craft Utility, LCU 1667 through 1670. It authorizes the requisitioning, issue, and disposition of spares, repair parts and special tools as indicated by the source, maintenance and recoverability (SMR) codes.

2. GENERAL. In addition to this section, Introduction, this Repair Parts and Special Tools List is divided into the following sections:

a. Section II. Repair Parts List. A list of spares and repair parts authorized by this RPSTL for use in the performance of maintenance. This list also includes parts which must be removed for replacement of the authorized parts. Parts lists are composed of functional groups in ascending alphanumeric sequence, with the parts in each group listed in ascending figure and item number sequence. Bulk materials are listed in item name sequence. Repair parts kits are listed separately in their own functional group within Section II. Repair parts for repairable special tools are also listed in this section. Items are shown in the associated illustration(s)/figure(s).

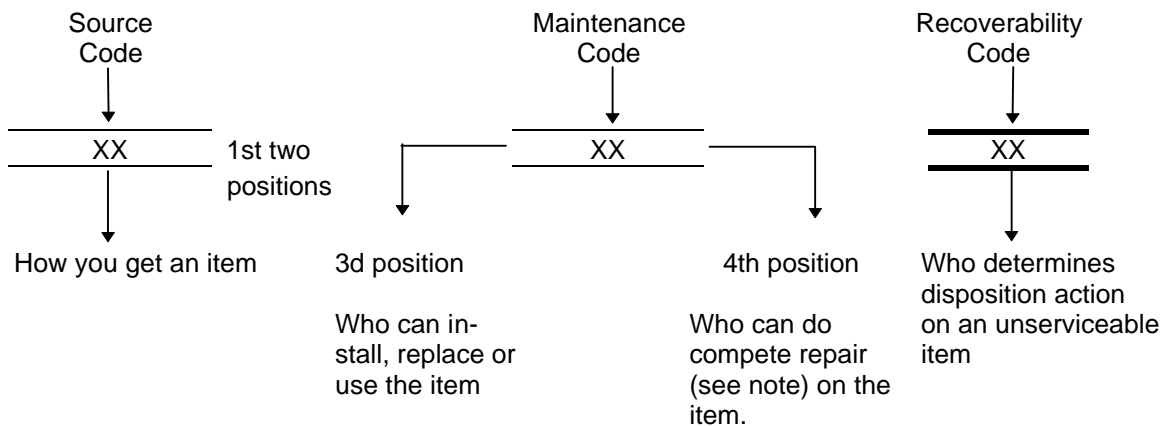
b. Section III. Special Tools List. A list of special tools, special TMDE, and other special support equipment authorized by this RPSTL (as indicated by Basis of Issue (BOI) information in DESCRIPTION AND USABLE ON CODE column) for the performance of maintenance.

c. Section IV. Cross-references Indexes. A list, in National Item Identification Number (NIIN) sequence, of all National stock numbered items appearing in the listing, followed by a list in alphanumeric sequence of all part numbers appearing in the listings. National stock numbers and part numbers are cross referenced to each illustration figure and item number appearance. The figure and item number index lists figure and item number in alphanumeric sequence and cross references NSN, CAGEC and part number.

3. EXPLANATION OF COLUMNS (SECTIONS II AND III).

a. ITEM NO. (Column (1)). Indicates the number used to identify items called out in the illustration.

b. SMR Code (Column (2)). The Source, Maintenance, and Recoverability (SMR) code is a 5-position code containing supply/requisitioning information, maintenance category authorization criteria, and disposition instruction, as shown in the following breakout:



*Complete Repair: Maintenance capacity, capability, and authority to perform all corrective maintenance tasks of the "Repair" function in a use/user environment in order to restore serviceability to a failed item.

(1) Source Code. The source code tells you how to get an item needed for maintenance, repair, or overhaul of an end item/equipment. Explanations of source codes follows:

Code	Explanation
PA PB PC** PD PE PF PG	<p>Stocked items; use the applicable NSN-to requested/requisition items with these source codes. They are authorized to the category indicated by the code entered in the 3rd position of the SMR code.</p> <p>NOTE: Items coded PC are subject to deterioration.</p>
KD KF KB	<p>Items with these codes are not to be requested/requisitioned individually. They are part of a kit which is authorized to the maintenance category indicated in the 3rd position of the SMR code. The complete kit must be requisitioned and applied.</p>
MO - (Made at org/AVUM Level) MP - (Made at DS/AVUM Level) MH - (Made at GS Level) ML - (Made at Specialized Repair Activity (SRA)) MD - (Made at Depot)	<p>Items with these codes are not to be requested/requisitioned individually. They must be made from bulk material which is identified by the part number in the DESCRIPTION and USABLE ON CODE (UOC) column and listed in the Bulk Material group of the repair pails list in this RPSTL. If the item is authorized to you by the 3rd position code of the SMR code, but the source code indicates it is made at a higher level, order the item from the higher level of maintenance.</p>
AO - (Assembled by org/AVUM Level) AF - (Assembled by DS/AVIM Level) AH - (Assembled by GS Category) AL - (Assembled by SRA) AD - (Assembled by Depot)	<p>Items with these codes are not to be requested/requisitioned individually. The parts that make up the assembled item must be requisitioned or fabricated and assembled at the level of maintenance indicated by the source code. If the 3rd position code of the SMR code authorizes you to replace the item, but the source code indicates the items are assembled at a higher level, order the item from the higher level of maintenance</p>
XA - Do not requisition "XA"-coded item. Order the next higher assembly. (Also, refer to the NOTE below.)	
XB - If an "XB" item is not available from salvage, order it using the CAGEC and part number given.	
XC - Installation drawing, diagram, instruction sheet, field service drawing, that is identified by Reciprocating Compressor manufacturer's part number.	
XD - Item is not stocked. Order an "XD"-coded item through normal supply channels using the CAGEC and part number given if no NSN is available.	

NOTE

Cannibalization or controlled exchange, when authorized, may be used as a source of supply for items with the above source codes, except for those source coded "XA" or those aircraft support items restricted by requirements of AR 750-1.

(2) Maintenance Code. Maintenance codes tell you the level(s) of maintenance authorized to USE and REPAIR support items. The maintenance codes are entered in the third and fourth positions of the SMR code as follows:

(a) The maintenance code entered in the third position tells you the lowest maintenance level authorized to remove, replace, and use an item. The maintenance code entered in the third position will indicate authorization to one of the following levels of maintenance.

Code	Application/Explanation
C -	Crew or operator maintenance done with unit or aviation unit maintenance.
O -	Unit or aviation unit category can remove, replace, and use the item.
F -	Direct support or aviation intermediate level can remove, replace, and use the item.
H -	General support level can remove, replace, and use the item.
L -	Specialized repair activity can remove, replace, and use the item.
D -	Depot level can remove, replace, and use the item.

(b) The maintenance code entered in the fourth position tells whether or not the item is to be repaired and identifies the lowest maintenance level with the capability to do complete repair (i.e., perform all authorized repair functions.) NOTE: Some limited repair may be done on the item at a lower level of maintenance, if authorized by the Maintenance Allocation Chart (MAC) and SMR codes. This position will contain one of the following maintenance codes.

Code	Application/Explanation
O -	Unit or (aviation unit) is the lowest level that can do complete repair of the item.
F -	Direct support or aviation intermediate is the lowest level that can do complete repair of the item.
H -	General Support is the lowest level that can do complete repair of the item.
L -	Specialized repair activity is the lowest level that can do complete repair of the item.
D -	Depot is the lowest level that can do complete repair of the item.
Z -	Nonreparable. No repair is authorized.
B -	No repair is authorized. (No parts or special tools are authorized for the maintenance of a "B"coded Item). However, the item may be reconditioned by adjusting, lubricating, etc., at the user level.

(3) Recoverability Code. Recoverability codes are assigned to items to indicate the disposition action on unserviceable items. The recoverability code is entered in the fifth position of the SMR Code as follows:

**Recoverability
Codes**

Application/Explanation

- Z - Nonreparable item. When unserviceable, condemn and dispose of the item at the level of maintenance shown in 3d position of SMR Code.
- O - Reparable item. When not economically repairable, condemn and dispose of the item unit or aviation unit level
- F - Reparable item. When uneconomically repairable, condemn and dispose of the item at the direct support or aviation intermediate level
- H - Reparable item. When uneconomically repairable, condemn and dispose of the item at the general support level.
- D - Reparable item. When beyond lower level repair capability, return to depot. Condemnation and disposal of item not authorized below depot level.
- L - Reparable item. Condemnation and disposal not authorized below specialized repair activity (SRA).
- A - Item requires special handling or condemnation procedures because of specific reasons (e.g., precious metal content, high dollar value, critical material, or hazardous material). Refer to appropriate manuals/directives for specific instructions.

c. CAGEC (Column (3)). The Commercial and Government Entity Code (CAGEC) is a 5-digit numeric code which is used to identify the manufacturer, distributor, or Government agency, etc., that supplies the item.

d. PART NUMBER (Column (4)). Indicates the primary number used by the manufacturer, (individual, company, firm, corporation, or Government activity), which controls the design and characteristics of the item by means of its engineering drawings, specifications standards, and inspection requirements to identify an item or range of items.

NOTE

When you use an NSN to requisition an item, the item you receive may have a different part number from the part ordered.

e. *DESCRIPTION AND USABLE ON CODE (UOC)* (Column (5)). This column includes the following information:

- (1) The Federal item name and, when required, a minimum description to identify the item.
- (2) The physical security classification of the item is indicated by the parenthetical entry, e.g., PhySec C1 - Confidential, PhySec C1 (S) - Secret, PhySec C1 CT) - Top Secret.
- (3) Items that are included in kits and sets are listed below the name of the kit or set.
- (4) Spare/repair parts that make up an assembled item are listed immediately following the assembled item line entry.
- (5) Part numbers for bulk materials are referenced in this column in the line item entry for the item to be manufactured/fabricated.
- (6) When the item is not used with all serial numbers of the same model, the effective serial numbers are shown on the last line(s) of the description (before UOC).
- (7) The usable on code, when applicable (see paragraph 5, Special Information).

(8) In the Special Tools List section, the basis of issue (BOI) appears as the last line(s) in the entry for each special tool, special TMDE, and other special support equipment. When density of equipments supported exceeds density spread indicated in the basis of issue, the total authorization is increased proportionately.

(9) The statement "END OF FIGURE" appears just below the last item description in Column 5 for a given figure in both Section II and Section III.

(10) The indenture, shown as dots appearing before the repair part, indicates that the item is a repair part of the next higher assembly.

f. QTY (Column (6)). The QTY (quantity per figure column) indicates the quantity of the item used in the breakout shown on the illustration figure, which is prepared for a functional group, subfunctional group, or an assembly. A "V" appearing in this column in lieu of a quantity indicates that the quantity is variable and may vary from application to application.

4. EXPLANATION OF COLUMNS (SECTION IV).

a. NATIONAL STOCK NUMBER (NSN) INDEX.

(1) STOCK NUMBER column. This column lists the NSN by National item identification number (NIIN) sequence. The NIIN consists of the last nine digits of the NSN, i.e.

NSN

5305-01-574-1467
NIIN

When using this column to locate an item, ignore the first 4 digits of the NSN. However, the complete NSN should be used when ordering items by stock number.

(2) FIG. column. This column lists the number of the figure where the item is identified/located. The figures are in numerical order in Section II and Section III.

(3) ITEM column. The item number identifies the item associated with the figure listed in the adjacent FIG. column. This item is also identified by the NSN listed on the same line.

b. PART NUMBER INDEX. Part numbers in this index are listed by part number in ascending alphanumeric sequence (i.e., vertical arrangement of letter and number combination which places the first letter or digit of each group in order A through Z, followed by the numbers 0 through 9 and each following letter or digit in like order).

(1) CAGEC column. The Commercial and Government Entity Code (CAGEC) is a 5-digit numeric code used to identify the manufacturer, distributor, or Government agency, etc., that supplies the item.

(2) PART NUMBER column. Indicates the primary number used by the manufacturer (individual, firm, corporation, or Government activity), which controls the design and characteristics of the item by means of its engineering drawings, specifications standards, and inspection requirements to identify an item or range of items.

(3) STOCK NUMBER column. This column lists the NSN for the associated part number and manufacturer identified in the PART NUMBER and CAGEC columns to the left.

(4) FIG. column. This column lists the number of the figure where the item is identified/located in Sections II and III.

(5) ITEM column. The item number is that number assigned to the item as it appears in the figure referenced in adjacent figure number column.

c. FIGURE AND ITEM NUMBER INDEX.

(1) FIG. column. This column lists the number of the figure where the item is identified/located in Section II and III.

(2) ITEM column. The item number is that number assigned to the item as it appears in the figure referenced in the adjacent figure number column.

(3) STOCK NUMBER column. This column lists the NSN for the item.

(4) CAGEC column. The Commercial and Government Entity Code (CAGEC) is a 5-digit numeric code used to identify the manufacturer, distributor, or Government agency, etc., that supplies the item.

(5) PART NUMBER column. Indicates the primary number used by the manufacturer (individual, firm, corporation, or Government activity), which controls the design and characteristics of the item by means of its engineering drawings, specifications standards, and inspection requirements to identify an item or range of items.

5. SPECIAL INFORMATION.

a. USABLE ON CODE. The usable on code appears in the lower corner of the Description column heading. Usable on codes are shown as "UOC:." in the Description Column justified left) on the last line applicable item description/nomenclature. Uncoded items are applicable to all models.

b. ASSOCIATED PUBLICATIONS. The publications listed below pertains to the Landing Craft Utility, LCU 1667 through 1670 and its components.

<u>Publication</u>	<u>Short Title</u>
TM 55-1905-219-34P	Landing Craft Utility
TM 55-1905-219-14/1	Landing Craft

NOTE

Associated publications shall not be listed here in combined narrative and RPSTL listings

6. HOW TO LOCATE REPAIR PARTS.

a. When National Stock Number or Part Number is NOT Known.

(1) First. Using the table of contents, determine the assembly group or subassembly group to which the item belongs. This is necessary since figures are prepared for assembly groups and subassembly groups, and listings are divided into the same groups.

(2) Second. Find the figure covering the assembly group or subassembly group to which the item belongs.

(3) Third. Identify the item on the figure and note the item number.

(4) Fourth. Refer to the Repair Parts List for the figure to find the part number for the item number noted on the figure.

(5) Fifth. Refer to the Part Number Index to find the NSN, if assigned.

b. When National Stock Number or Part Number is Known.

(1) First. Using the Index of National Stock Numbers and Part Numbers, find the pertinent National Stock Number or Part Number. The NSN index is in National Item Identification Number (NIIN) sequence (see c-4a.(1)). The part numbers in the Part Number index are listed in ascending alphanumeric sequence (see paragraph c-4.b). Both indexes cross-reference you to the illustration figure and item number of the item you are looking for.

(2) Second. After finding the figure and item number, verify that the item is the one you are looking for, then locate the item number in the repair parts list for the figure.

7. ABBREVIATIONS. Abbreviations used in this manual are listed in MIL-STD-12.

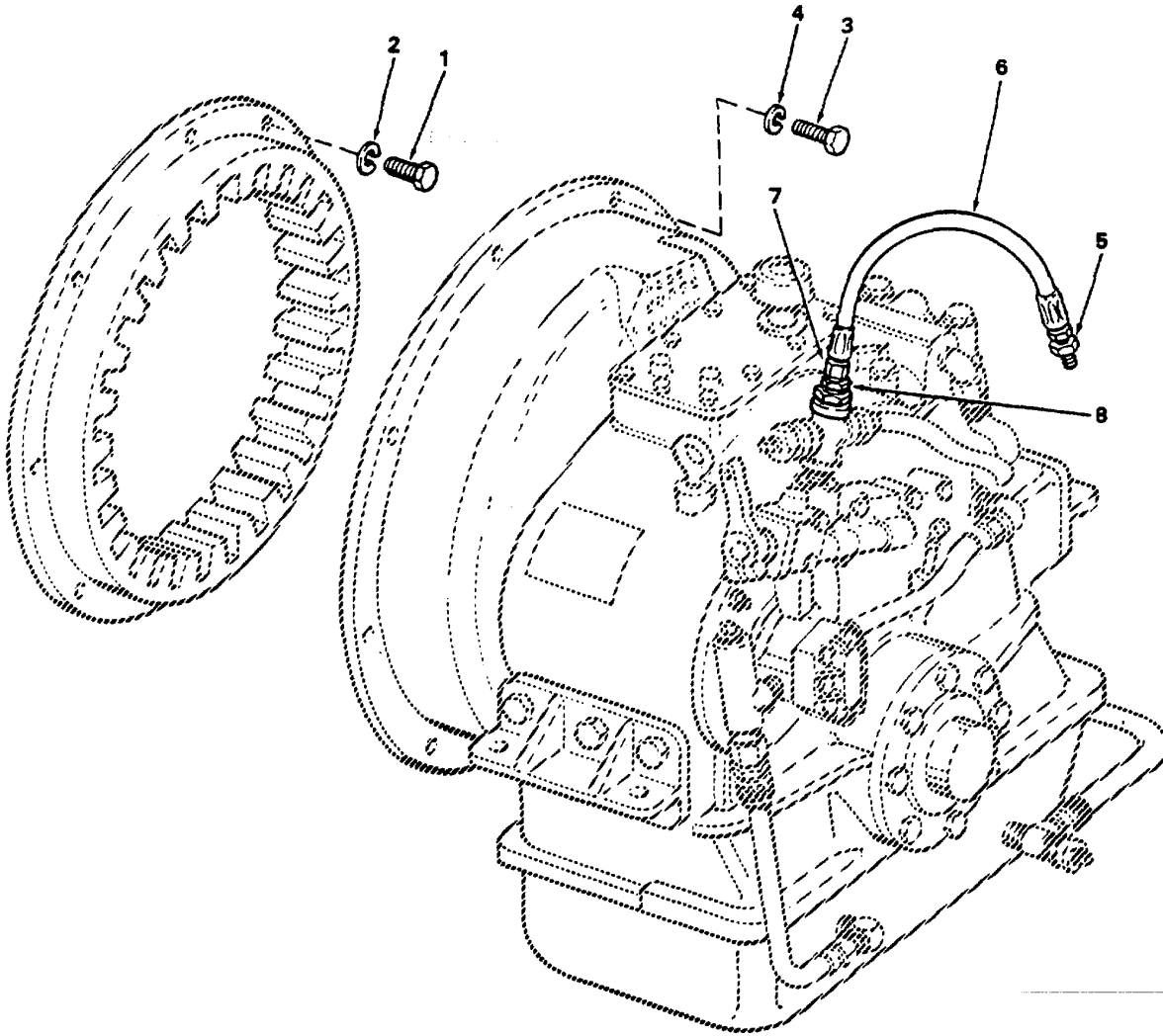


Figure 1. Marine Gear Installation.

SECTION II

TM 55-1905-21934P-1

(1) ITEM NO	(2) SMR CODE	(3) CAGEC	(4) PART NUMBER	(5) DESCRIPTION AND USABLE ON CODES(UOC)	(6) QTY
GROUP 01 PROPULSION SYSTEM					
FIG. 1 MARINE GEAR INSTALLATION					
	PBCHD	72582	7122-7000	ENGINE, DIESEL INCLUDES OPTIONAL EQUIPMENT LISTED ON ENGINE OPTION PLATE.....	2
1	XDCZZ	96906	MS90725-111	SCREW, CAP, HEXAGON H	8
2	XDCZZ	96906	MS35338-48	.WASHER, LOCK	8
3	PACZZ	96906	MS90728-88	.SCREW, CAP, HEXAGON H	11
4	PACZZ	96906	MS35338-47	.WASHER, LOCK	11
5	PACZZ	96906	MS39158-3	.ADAPTER, STRAIGHT,PI	1
6	PACZZ	72582	5131604	.HOSE ASSEMBLY, NONME	1
7	XDCZZ	72582	1508350	.COUPLING, PIPE	1
8	PACZZ	72582	144050	.BUSHING	1

END OF FIGURE

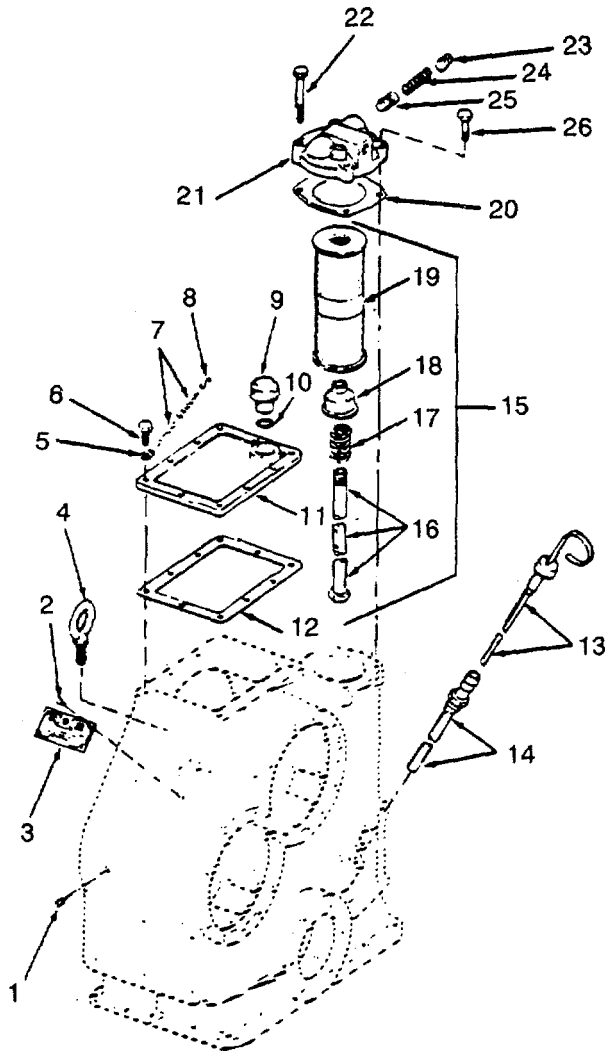


Figure 2. Marine Gear (Sheet 1 of 7).

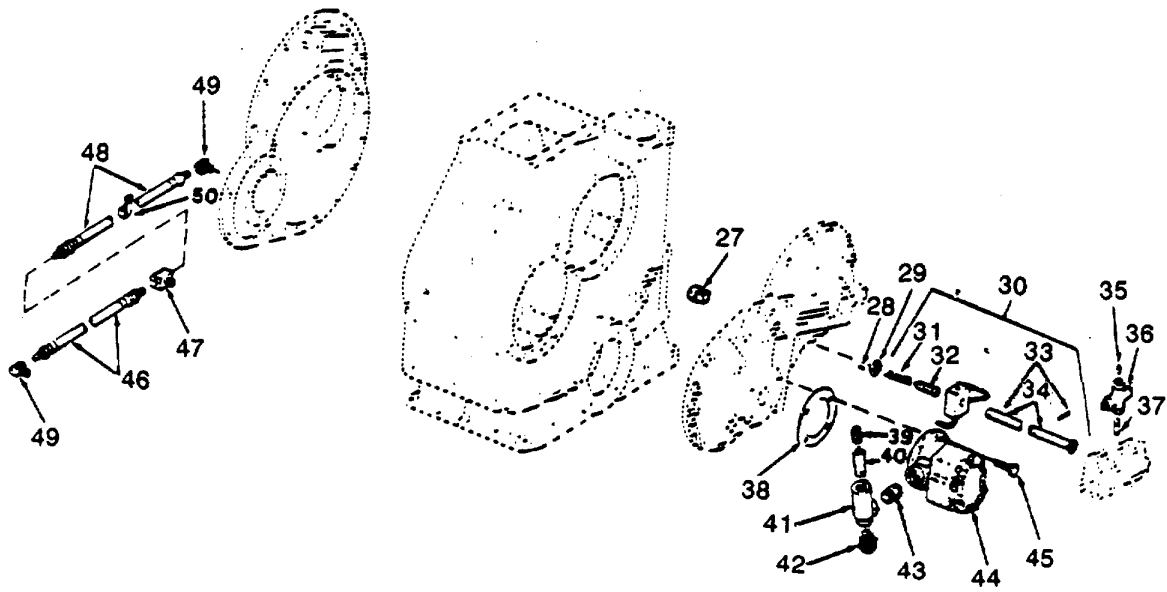


Figure 2. Marine Gear (Sheet 2 of 7).

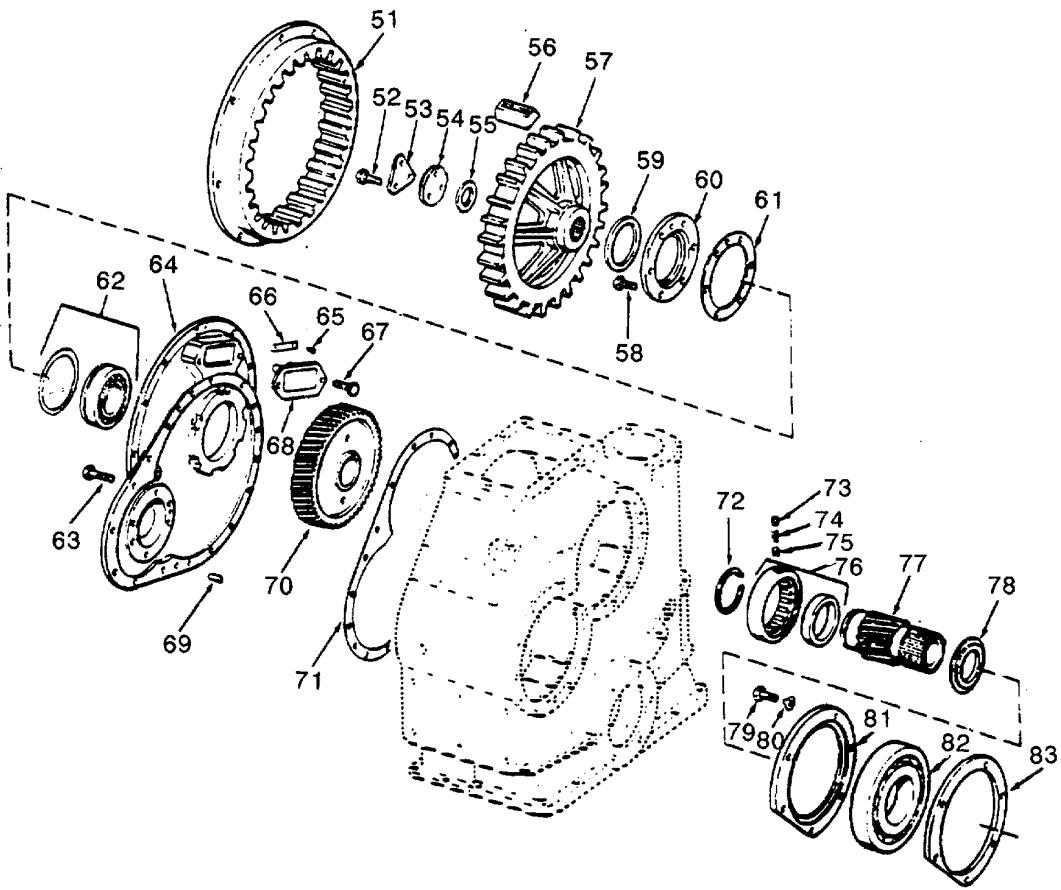


Figure 2. Marine Gear (Sheet 3 of 7).

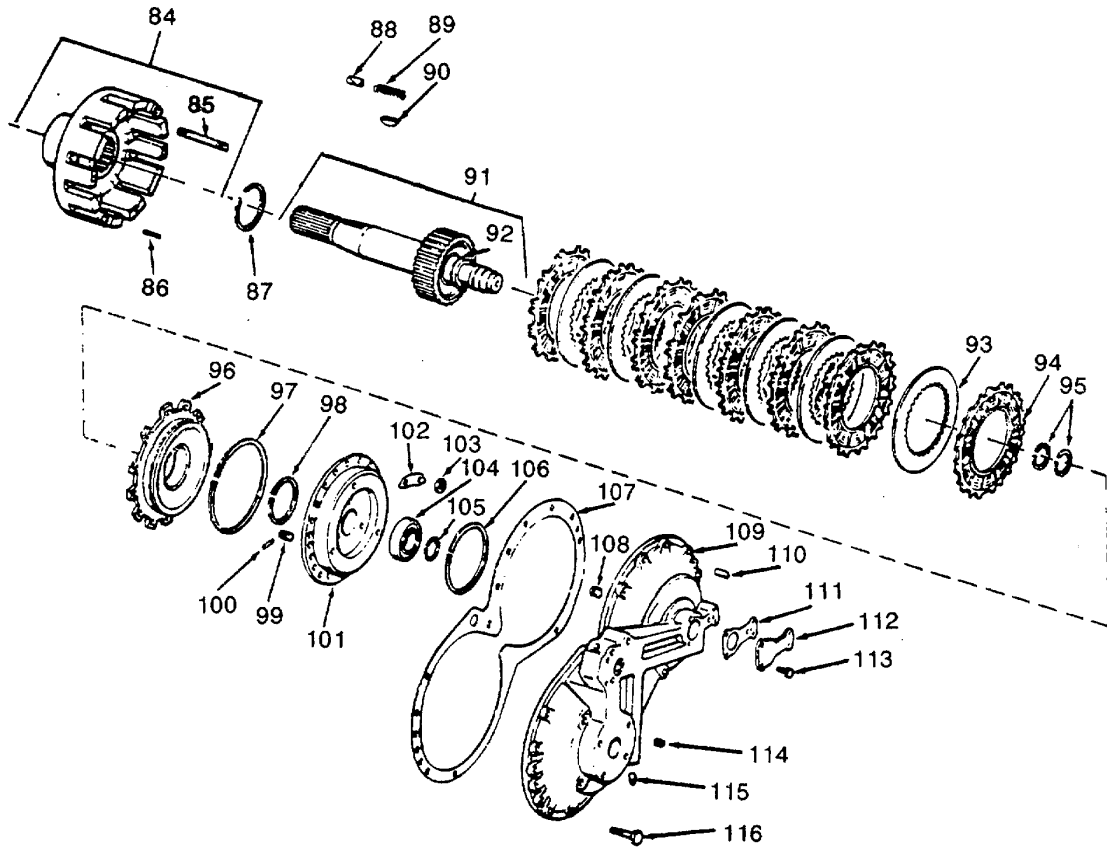


Figure 2. Marine Gear (Sheet 4 of 7).

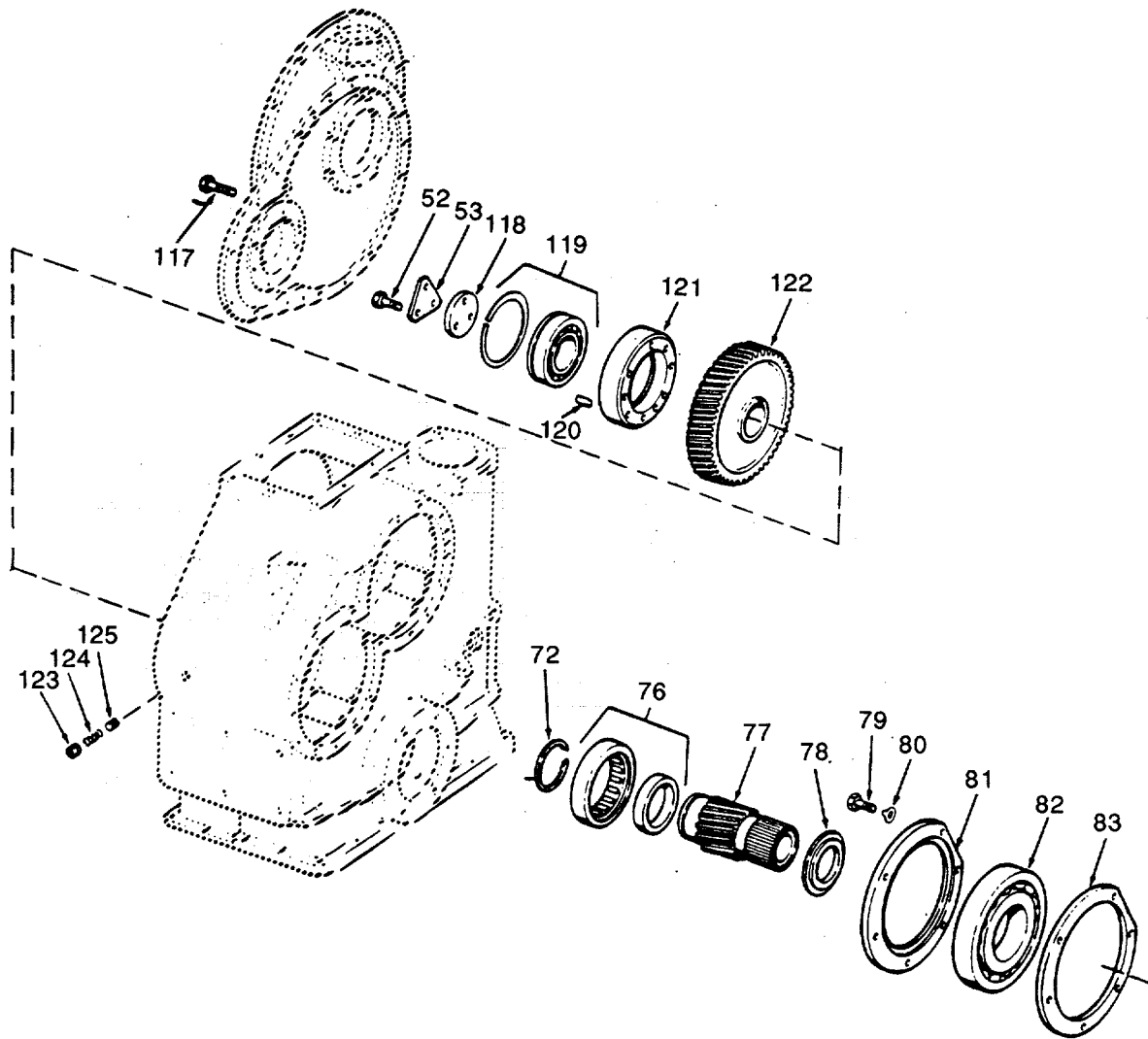


Figure 2. Marine Gear (Sheet 5 of 7).

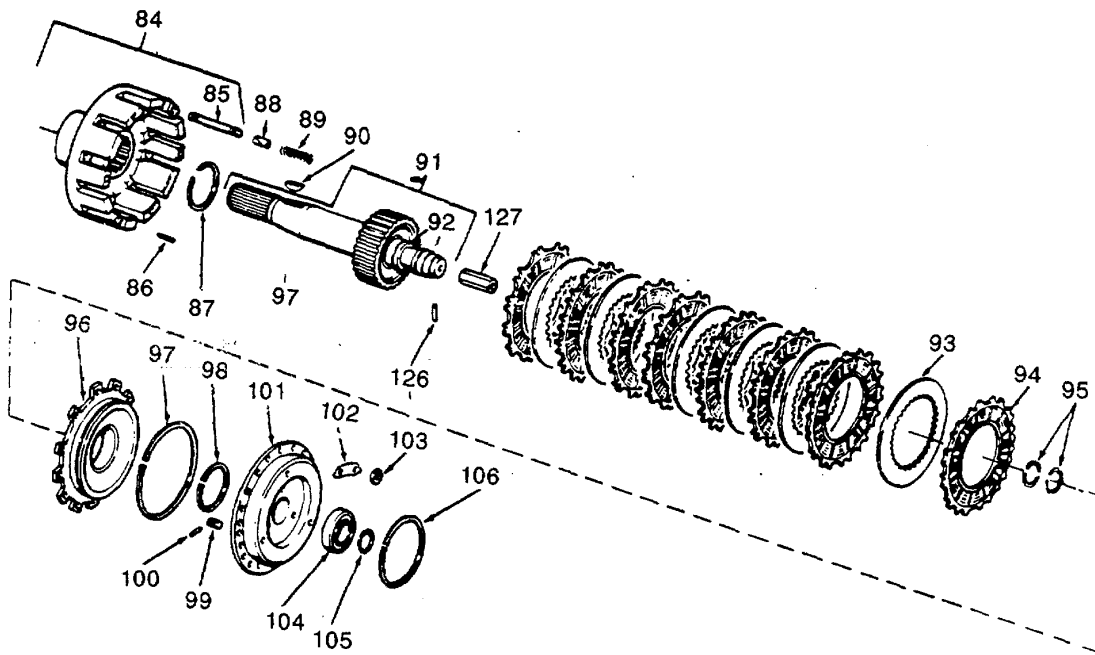


Figure 2. Marine Gear (Sheet 6 of 7).

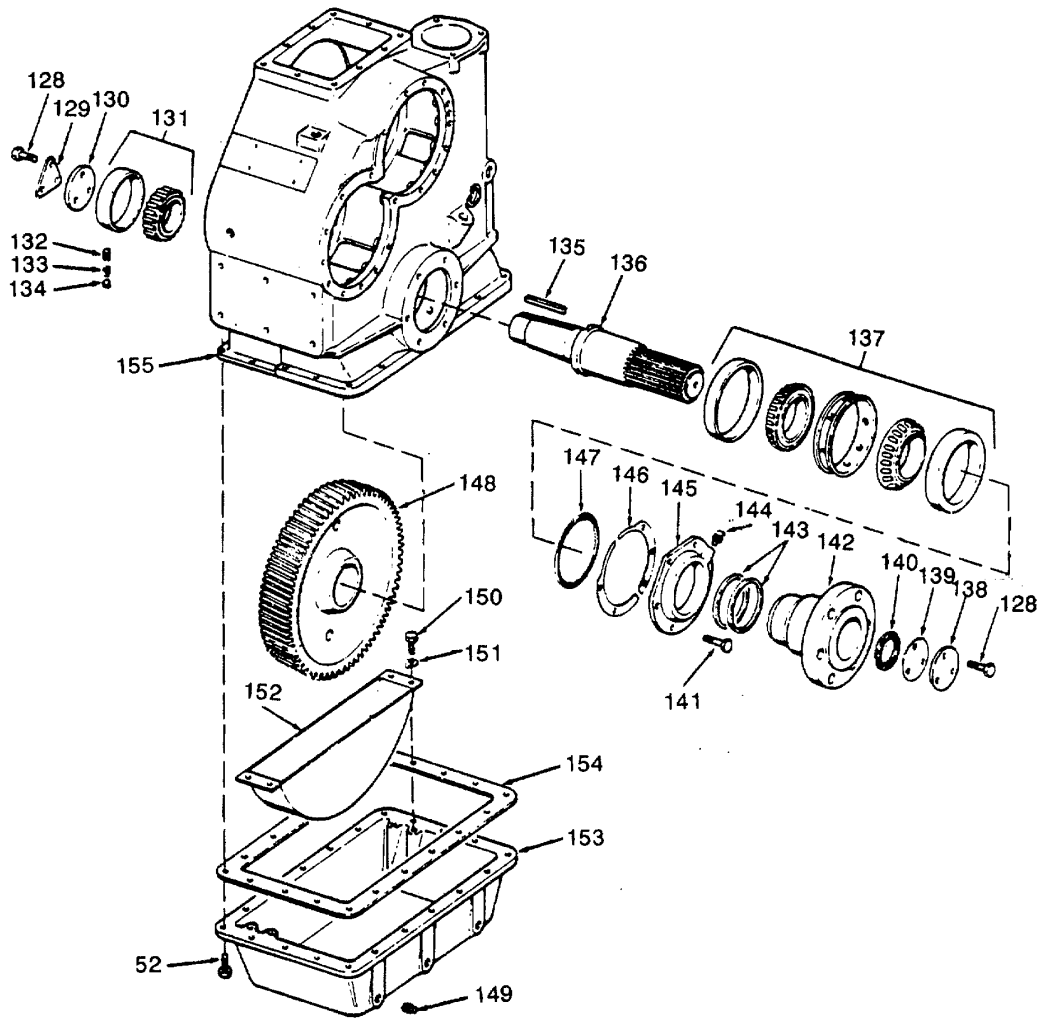


Figure 2. Marine Gear (Sheet 7 of 7).

(1) ITEM NO	(2) SMR CODE	(3) CAGEC	(4) PART NUMBER	(5) DESCRIPTION AND USABLE ON CODES(UOC)	(6) QTY
GROUP 01 PROPULSION SYSTEM					
FIG. 2 MARINE GEAR					
	PACHH	61208	MODEL MG-514	.. GEAR, MARINE	1
1	PACZZ	96906	MS20913-3S COUPLING HALF, QUICK	1
2	XDCZZ	96906	MS21318-21 SCREW, DRIVE	4
3	XDCZZ	61208	A28130 PLATE INSTRUCTION.....	1
4	XDCZZ	61208	M2071J EYEBOLT LIFTING.....	2
5	XDCZZ	61208	M1763 CLIP BREATHER CHAIN	1
6	XDCZZ	96906	MS90725-59 SCREW, CAP, HEXAGON H	10
7	XDCZZ	61208	M1072 CHAIN BREATHER	1
8	XDCZZ	61208	A2007A LINK S BREATHER.....	1
9	XDCZZ	61208	XB1251 BREATHER ASSY OIL.....	1
10	PACZZ	61208	A2916W PACKING, PREFORMED.....	1
11	XDCZZ	61208	A4342A PLATE TOP COVER	1
12	PCCZZ	61208	B1338A GASKET	1
13	XDCZZ	61208	M4969V GAGE OIL LEVEL	1
14	XDCZZ	61208	A2149V TUBE OIL LEVEL GAGE.....	1
15	XDCZZ	61208	M2188 ELEMENT ASSEMBLY.....	1
16	XDCZZ	61208	M2184-2TUBE ASSEMBLY OIL	1
17	XDCZZ	61208	M2184-3SPRING FILTER TUBE.....	1
18	XDCZZ	61208	M2184-4SEAT FILTER TUBE	1
19	PACZZ	61208	M2188-1PARTS KIT, FLUID PRE	1
20	PCCZZ	61208	B1347A GASKET	1
21	XDCZZ	61208	A4417A PLATE COVER	1
22	PACZZ	96906	MS51095-420 SCREW, CAP, HEXAGON H	2
23	PAOZZ	10002	12Z329PC93 PLUG, PIPE	1
24	XDCZZ	61203	A2706X SPRING OIL BYPASS.....	1
25	XDCZZ	61208	B1425 PISTON OIL BYPASS	1
26	PACZZ	96906	MS51095-416 SCREW, CAP, HEXAGON H	2
27	PACZZ	96906	MS20913-12S PLUG, PIPE.....	1
28	XDHZZ	61208	M1927L PIN, SPRING	1
29	PCHZZ	61208	B1440 GASKET	1
30	XDHZZ	61203	XA4351D PIPE ASSY OIL RETUR.....	1
31	XDHZZ	61208	A2703ADSPRING PISTON OIL	1
32	XDHZZ	61208	B1441APISTON OIL RETURN	1
33	XDHZZ	61208	M1927ADPIN ROLL OUTER	2
34	XDHZZ	6120E	A4351BPIPE OIL RETURN	1
35	PACZZ	96906	MS20913--2S PLUG, PIPE	1
36	XDCZZ	96904	MS51954-14 TEE, PIPE.....	1
37	XDCZZ	81348	WWN351 TYPE 1 NIPPLE, PIPE.....	1
38	PCCZZ	61208	B1340 GASKET	1
39	PACZZ	96906	MS20913-6S PLUG, PIPE.....	1
40	XDCZZ	61208	M2261A STRAINER OIL.....	1
41	XDCZZ	61208	B1470 HOUSING OIL	1
42	PACZZ	61208	M2031D UNION, HOSE ADAPTER.....	1
43	PACZZ	96906	MS51953-101 NIPPLE, PIPE.....	1
44	PACZZ	61208	M2463 PUMP, ROTARY	1
45	PACZZ	96906	MS18154-60 SCREW, CAP, HEXAGON H	4
46	PBCZZ	61208	K624 MODIFICATION KIT	1
47	PACZZ	61208	M1349A TEE, PIPE TO TUBE	1

SECTION II

TM 55-1905-219-34P-1

(1) ITEM NO	(2) SMR CODE	(3) CAGEC	(4) PART NUMBER	(5) DESCRIPTION AND USABLE ON CODES(UOC)	(6) QTY
48	PBCZZ	61208	K624 MODIFICATION KIT	1
49	PACZZ	61208	M1191A ELBOW, PIPE TO TUBE	2
50	XDCZZ	61208	B1620 CLAMP, TRANSMISSION	1
51	PBCZZ	61208	A6802 RING, TRANSMISSION	1
52	XDCZZ	96906	MS90726-62 SCREW, CAP, HEXAGON H	20
53	XDCZZ	61208	B1505C LOCKING PLATE, NUT A	2
54	PBCZZ	61208	B1504L SPACER PLATE	1
55	PCCZZ	61208	M2074T GASKET	1
56	PCCZZ	61208	B3073A BLOCK, RUBBER	52
57	PBCZZ	61208	B5273A SPIDER, DRIVE	1
58	PACZZ	96906	MS90725-62 SCREW, CAP, HEXAGON	6
59	XDCZZ	61208	M2192 SEAL, PLAIN ENCASED	1
60	XDCZZ	61208	A6973 CARRIER SEAL	1
61	PCCZZ	61208	B1745 GASKET	1
62	PACZZ	61208	M2465A BEARING, BALL, ANNULA	1
63	PACZZ	96906	MS90725-62 SCREW, CAP, HEXAGON	19
64	XDCZZ	61208	9769C0 HOUSING FRONT	1
65	XDCZZ	96906	MS21318-21 SCREW, DRIVE	2
66	XDCZZ	61208	201513 PLATE ROTATION	1
67	XDCZZ	96906	MS90725-!i9 SCREW, CAP, HEXAGON H	2
68	XDCZZ	61208	A4563 PLATE FRONT HOUSING	1
69	XDHZZ	61208	A2711L PIN DOWEL 1/2 X 1	1
70	PBHZZ	61208	A6966A GEAR, HELICAL	1
71	PCHZZ	61208	B1339A GASKET	1
72	PBHZZ	61208	A2622L RING, RETAINING	2
73	PAHZZ	96906	MS49005-4 PLUG,	1
74	XDHZZ	61208	A2701AD SPRING, HELICAL , COMP	1
75	XDHZZ	61208	M1927BR PIN RETAINER	1
76	PAHZZ	61208	M2466A BEARING, ROLLER, CYLI	2
77	PBHZZ	61208	A6984 GEAR, FORWARD PINION	2
78	XDHZZ	61208	B1639A SPACER PINION	2
79	XDHZZ	96906	MS90725-64 SCREW, CAP, HEXAGON	12
80	PAHZZ	61208	M2305 PLATE, LOCK	12
81	XDHZZ	61208	B1670 RETAINER BEARING	2
82	PAHZZ	61208	M2175B BEARING, BALL, ANNULA	2
83	XDHZZ	61208	B1670A RETAINER BEARING	2
84	PAHZZ	61208	XA6853A SPIDER ASSEMBLY, CLU	2
85	XDHZZ	96906	MS51864-104-30 STUD PLAIN	12
86	XDHZZ	61203	M1927F PIN ROLL	6
87	XDHZZ	61208	B1758 SLEEVE	24
88	XDHZZ	61208	A2987Y RING, RETAINING, SNAPS	2
89	PBHZZ	61208	A2704AW SPRING	24
90	PAHZZ	61208	M2022AT KEY, WOODRUFF	1
91	XDHZZ	61208	XA6964B SHAFT ASSEMBLY, CLUT	2
92	XDHZZ	61208	B1746 CATCHER OIL	1
93	PAHZZ	6120S	A6567 DISK, CLUTCH	14
94	PAHZZ	61208	A6566E DISK, CLUTCH	16
95	PBHZZ	61208	M1904F SEAL, PLAIN	4
96	PBHZZ	61203	A6563B PISTON	2
97	PBHZZ	61208	203190B RETAINER, PACKING	2
98	PBHZZ	61208	M1904E RING PISTON CLUTCH	1
99	PAHZZ	61208	M2042R SETSCREW	6

SECTION II

TM 55-1905-219-34P-1

(1) ITEM NO	(2) SMR CODE	(3) CAGEC	(4) PART NUMBER	(5) DESCRIPTION AND USABLE ON CODES(UOC)	(6) QTY
100	XDHZZ	61208	M1927L PIN, SPRING	6
101	XDHZZ	61208	XA6564B CYLINDER, CLUTCH	2
102	XDHZZ	61208	B1432 LOCKING PLATE, NUT A	12
103	PAHZZ	96906	MS51968-8 NUT, PLAIN, HEXAGON	24
104	PAHZZ	61208	M2104 BEARING, BALL, ANNULA	2
105	PBHZZ	61208	M1904G RING, PISTON CLUTCH	2
106	PBHZZ	61208	203190D RING, PISTON	2
107	PCHZZ	61208	B1335A GASKET	1
108	XDHZZ	61208	M2051N PLUG PIPE MANIFOLD	2
109	XDHZZ	61208	9618C MANIFOLD	1
110	XDHZZ	61208	A2711L PIN DOWEL 1/2 X 1	2
111	PCCZZ	61208	B1336 GASKET	1
112	XDCZZ	61208	B1349 PLATE COVER	1
113	PACZZ	96906	MS18154-60 SCREW, CAP, HEXAGON H	4
114	PACZZ	96906	MS20913-3S COUPLING HALF, QUICK	6
115	PACZZ	96906	MS49005-4 PLUG, PIPE	4
116	XDCZZ	96906	MS90725-64 SCREW, CAP, HEXAGON H	16
117	PAHZZ	96906	MS90725-62 SCREW, CAP, HEXAGON H	6
118	XDHZZ	61208	B1504V WASHER RETAINER	1
119	PAHZZ	61208	M2317A BEARING, BALL, ANNULA	1
120	XDHZZ	61208	A2711L PIN DOWEL 1/2 X 1	3
121	PBHZZ	61208	A4556 CARRIER, BEARING	1
122	PBHZZ	61208	A6967A GEAR, REVERSE DRIVEN	1
123	PAHZZ	61208	M2043M SETSCREW	1
124	XDHZZ	61208	A2702AJ SPRING RETAINER PIN	1
125	XDHZZ	61208	M1927BY PIN RETAINER	1
126	PAHZZ	96906	MS16556-850 PIN, STRAIGHT, HEADLE	1
127	PBHZZ	61208	B1342 SLEEVE, TRANSMISSION	1
128	PACZZ	96906	MS90726-162 SCREW, CAP, HEX4GON H	6
129	XDHZZ	61208	B1505G LOCKING PLATE, NUT A	1
130	XDHZZ	61208	B1504K WASHER RETAINER	1
131	PBHZZ	61208	M2475A BEARING, ROLLER, CYLI	1
132	XDHZZ	61208	M1927BR PIN RETAINER	1
133	XDHZZ	61208	A2701AD SPRING, HELICAL, COMP	1
134	PAHZZ	96906	MS49005-4 PLUG, PIPE	1
135	PAHZZ	96906	MS20066-702 KEY, MACHINE	1
136	PBHZZ	61208	A6979 SHAFT, COUNTER	1
137	PBHZZ	61208	M2464 BEARING, ROLLER, TAPE	1
138	XDHZZ	61208	B1504T WASHER RETAINER	1
139	XDHZZ	61208	B1813 SHIM PROPELLER	1
140	PCHZZ	61208	M2074N GASKET	1
141	XDHZZ	96906	MS90725-113 SCREW, CAP, HEXAGON H	8
142	XDHZZ	61208	A4806 FLANGE PROPELLER	1
143	PCHZZ	61208	M201191 SEAL, PLAIN ENCASED	2
144	PACZZ	96906	MS15003-4 FITTING, LUBRICATION	1
145	XDHZZ	61208	B5000 RETAINER BEARING	1
146	XDHZZ	61208	B1776 SHIM BEARING	1
147	PCHZZ	61208	A2916AX PACKING, PREFORMED	1
148	PBHZZ	61208	A6910 GEAR, HELICAL	1
149	PACZZ	96906	MS20913-6S PLUG, PIPE	3
150	PACZZ	96906	MS90725-57 SCREW, CAP, HEXAGON H	4
151	XDCZZ	61208	M2002D LOCK SCREW	4

SECTION II

TM 55-1905-219-34P-1

(1) ITEM NO	(2) SMR CODE	(3) CAGEC	(4) PART NUMBER	(5) DESCRIPTION AND USABLE ON CODES(UOC)	(6) QTY
152	XDHZZ	61208	A4669 PAN GEAR	1
153	XDHZZ	61208	A6859 COVER BOTTOM	1
154	PCHZZ	61208	B1660 GASKET	1
155	XAHZZ	61208	A7076 HOUSING MAIN MARINE (NOT PROCURABLE AS A SEPARATE PART).	1

END OF FIGURE

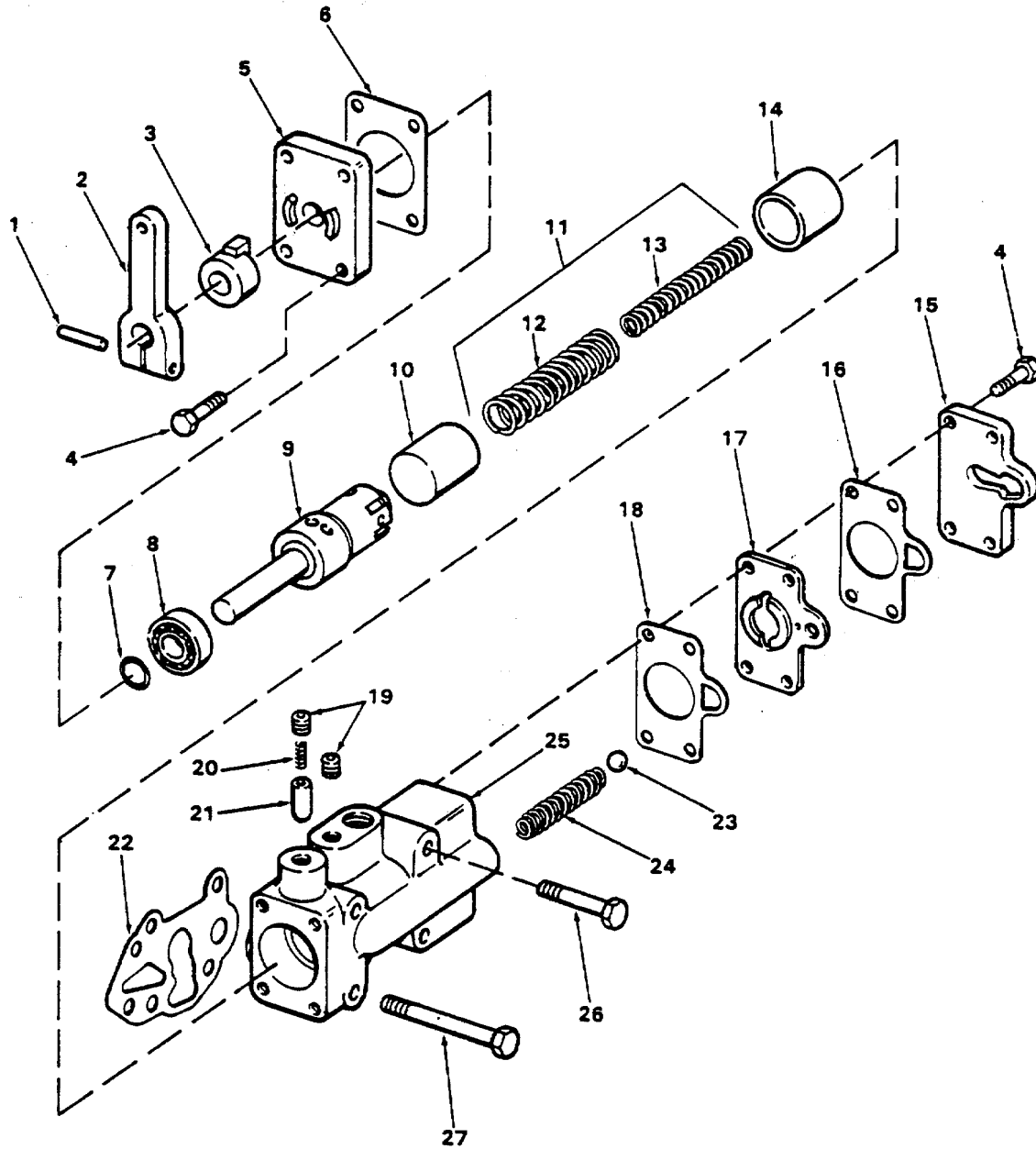


Figure 3. Marine Gear Selector Valve.

SECTION II

TM 55-1905-219-34P-1

(1) ITEM NO	(2) SMR CODE	(3) CAGEC	(4) PART NUMBER	(5) DESCRIPTION AND USABLE ON CODES(UOC)	(6) QTY
GROUP 01 PROPULSION SYSTEM					
FIG. 3 MARINE GEAR SELECTOR VALVE					
	PACFF	61208	XA6573ADSELECTOR VALVE SEGM.....	1
1	PACZZ	80205	NAS561PS-18 PIN, SPRING	1
2	PACZZ	61208	204087 LEVER, VALVE, SELECTO.....	1
3	XDHZZ	61208	B1867 COLLAR STOP.....	1
4	PACZZ	96906	MS90725-34 BOLT, MACHINE	8
5	XDCZZ	61208	B1368B COVER SELECTOR.....	1
6	PCCZZ	61208	B1334A GASKET	1
7	PACZZ	61208	A2916AT PACKING, PREFORMED	1
8	PACZZ	61208	M2167 BEARING, BALL, ANNULA	1
9	XDCZZ	61208	A4347G STEM SELECTOR VALVE	1
10	PBHZZ	61208	B1400 PISTON, TRANSMISSION	1
11	PBHZZ	61208	XA2707AD SPRING ASSORTMENT	1
12	XAHHZ	61208	A2703AB SPRING, PISTON OUTER	1
13	XDHZZ	61208	A2707AB SPRING	1
14	PBHZZ	61208	B1399 PISTON, TRANSMISSION.....	1
15	XDCZZ	61208	B1333C COVER, ACCESS	1
16	PCCZZ	61208	B1398 GASKET	1
17	XDCZZ	61208	B1397A PLATE ORIFICE	1
18	PCCZZ	61208	B1398 GASKET	1
19	PACZZ	96906	MS49005-4 PLUG, PIPE	2
20	XDCZZ	61208	A2700AB SPRING INDEXING	1
21	XDCZZ	61208	B1139 DETENT INDEXING	1
22	PCCZZ	61208	B1337B GASKET	1
23	XDCZZ	61208	M1990H BALL, BEARING	1
24	XDCZZ	61208	A2703P SPRING, HELICAL, COMP	1
25	XDHZZ	61208	A6574D BODY SELECTOR VALVE	1
26	PACZZ	969-06	MS90725-69SCREW, CAP, HEXAGON H	2
27	XDCZZ	61208	M2002CVSCREW	2

END OF FIGURE

(1) ITEM NO	(2) SMR CODE	(3) CAGEC	(4) PART NUMBER	(5) DESCRIPTION AND USABLE ON CODES(UOC)	(6) QTY
GROUP 01 PROPULSION SYSTEM					
FIG. 4 CONTROL STATION & ARTICULATOR					
	XDHZZ	86376	C-2175ARTICULATOR	2
1	PBHZZ	86376	2180 ROD AND SOCKET ASSE	1
2	PAHZZ	96906	MS51970-1 NUT, PLAIN, HEXAGON	1
3	XDHZZ	86376	1969 BUSHING CABLE.....	1
4	PAHZZ	96906	MS35691-32 NUT, PLAIN, HEXAGON	1
5	XDCHH	86376	A-2750-B-2212-NFCONTROL STATION	1
6	XDCZZ	86376	1217SCREW, MACHINE	2
7	XDCZZ	86376	1153COVER CONTROL	1
8	PAHZZ	96904	MS35691-8 NUT, PLAIN, HEXAGON	
8	PAHZZ	96906	MS35650-304 NUT, PLAIN, HEXAGON	4
9	PAHZZ	96906	MS35338-138 WASHER, LOCK	4
10	XDHZZ	86376	2391 SCREW	2
11	PAHZZ	96906	MS35207-263 SCREW, MACHINE.....	2
12	XDHZZ	86376	2533 CLAMP CABLE.....	2
13	XDHZZ	86376	2203 BLOCK DETENT HIGH IDLE	1
14	XDHZZ	86376	2206 PLUNGER BALL MEDIUM HIGH IDLE	1
				DETENT	
15	XDHZZ	96906	MS24655-172 PIN, COTTER	1
16	XDHZZ	86376	1386 WASHER, SWIVEL	1
17	XDHZZ	96906	MS24655-172 PIN, COTTER HIGH IDLE DETENT	1
18	XDHZZ	86376	1386 WASHER, SWIVEL	1
19	XDHZZ	86376	2189 JOINT, SWIVEL.....	3
20	PAHZZ	96906	MS35691-8 NUT, PLAIN, HEXAGON	2
21	XDHZZ	86376	2202 ROD DETENT HIGH IDLE	1
22	PAHZZ	96906	MS51970-1 NUT, PLAIN, HEXAGON	1
23	PBHZZ	86376	2180 ROD AND SOCKET ASSE.....	1
24	XDHZZ	86376	2199 BRAKE ASSY, THROTTLE.....	1
25	XDHZZ	86376	2371SCREW ADJUSTING	1
26	XDHZZ	86376	2201SHOE BRAKE	1
27	XDHZZ	86376	2188SHOE BRAKE (TAPPED	1
28	XDHZZ	86376	2198LINING, FRICTION	1
29	XDHZZ	86376	534 SCREW, MACHINE.....	2
30	XDHZZ	86376	2769 STRIP, 2 POLE TE	1
31	XDHZZ	86376	2768 SCREW, MACHINE.....	2
32	PAHZZ	96906	MS35338-99 WASHER, LOCK	2
33	PAHZZ	86376	599 SWITCH, SENSITIVE	1
34	XDHZZ	86376	2765 BUSHING, SWITCH	2
35	XDHZZ	86376	2767 SCREW	2
36	PAHZZ	96906	MS35338-98 WASHER, LOCK	2
37	XDHZZ	86376	2766 CAM, SWITCH	1
38	XDCZZ	86376	1144 KNOB.....	1
39	XDCZZ	86376	1145 KNOB	1
40	XDCZZ	86376	1160 STUD	2
41	XDCZZ	86376	2168 PIN, ROLL	2
42	XDCZZ	86376	2186 LEVER, MANUAL CONTRO	1
43	XDCZZ	86376	2187 HANDLE, MANUAL CONTR	1
44	XDCZZ	86376	2164 BEARING HANDLE.....	2

SECTION II

TM 55-1905-219-34P-1

(1) ITEM NO	(2) SMR CODE	(3) CAGEC	(4) PART NUMBER	(5) DESCRIPTION AND USABLE ON CODES(UOC)	(6) QTY
45	XDHZZ	86376	2576 QUADRANT THROTTLE LEFT HAND	1
46	XDHZZ	86376	2162 QUADRANT, CLUTCH	1
47	XDHZZ	86376	2167 PIN, INTERLOCK	1
48	XDHZZ	86376	2166 SPRING, INTERLOCK	1
49	XDHZZ	86376	1751 PIN, STOP	1
50	XDHZZ	86376	271 NUT, LOCK, LEVER.....	4
51	XDHZZ	86376	269 WASHER HOUSING	4
52	XDHZZ	86376	268 SCREW HOUSING	4
53	XDHZZ	86376	2157 HOUSING CONTROL	1
54	XDHZZ	86376	261 BOLT, MACHINE	4
55	XDHZZ	86376	2161 BRACKET CABLE	1

END OF FIGURE

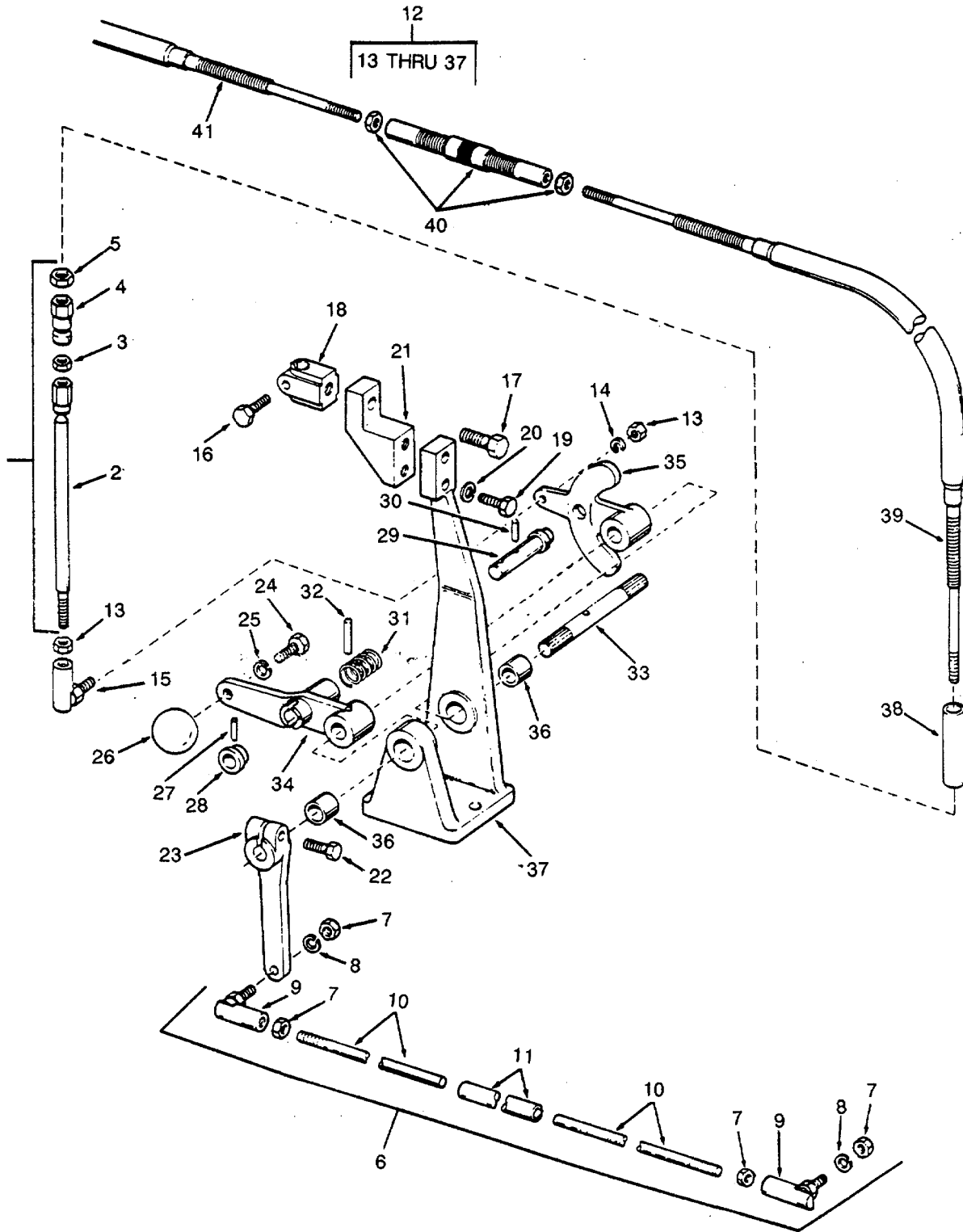


Figure 5. Control Unit and Linkage.

SECTION II

TM 55-1905-219-34P-1

(1) ITEM NO	(2) SMR CODE	(3) CAGEC	(4) PART NUMBER	(5) DESCRIPTION AND USABLE ON CODES(UOC)	(6) QTY
GROUP 01 PROPULSION SYSTEM					
FIG. 5 CONTROL UNIT AND LINKAGE					
1	XDHZZ	86376	C-2190ARTICULATOR	2
2	XDHZZ	86376	2197 ROD AND SOCKET	1
3	PAHZZ	96906	MS51970-1 NUT, PLAIN, HEXAGON	1
4	XDHZZ	86376	2194 BUSHING, CABLE	1
5	PAHZZ	96906	MS35691-32 NUT, PLAIN, HEXAGON	1
6	XDHZZ	86376	C-1586ROD ASSEMBLY	2
7	PAHZZ	96906	MS51968-5 NUT, PLAIN, HEXAGON	4
8	XDHZZ	96906	MS35338-45 WASHER, LOCK	2
9	PAHZZ	86376	1084 BALL JOINT.....	2
10	XDHZZ	86376	2236 ROD CONNECTING	2
11	XDHZZ	86376	2237 CONNECTOR COUPLING.....	1
12	XDHZZ	86376	A-1585CONTROL UNIT ENGINE	2
13	PAHZZ	96906	MS51968-5 NUT, PLAIN, HEXAGON	2
14	XDHZZ	96906	MS35338-45 WASHER, LOCK	1
15	PAHZZ	86376	1084 BALL JOINT.....	1
16	XDCZZ	86376	133 BOLT, MACHINE	1
17	XDCZZ	86376	1169 SCREW CABLE CLAMP	1
18	XDCZZ	86376	1167 CLAMP PUSH-PULL	1
19	XDCZZ	86276	133 BOLT, MACHINE.....	2
20	XDCZZ	96906	MS35338-45 WASHER, LOCK	2
21	XDCZZ	86376	1505 BRACKET CABLE CLAMP.....	1
22	XDCZZ	86376	133 BOLT, MACHINE.....	1
23	XDHZZ	86376	1503 LEVER ENGINE	1
24	XDHZZ	86376	133 BOLT, MACHINE.....	1
25	XDHZZ	96906	MS35338-45 WASHER, LOCK.....	1
26	XDCZZ	86376	1852 KNOB RED/BLUE.....	1
26	XDCZZ	86376	1752 KNOB RED/BLUE.....	1
27	XDCZZ	86376	1369 PIN, SPECIAL.....	1
28	XDCZZ	86376	1512 KNOB.....	1
29	XDCZZ	86376	1218 PIN, SPECIAL.....	1
30	XDCZZ	86376	1513 PIN, SPECIAL.....	2
31	XDCZZ	86376	667 SPRING, LOCK BOLT.....	1
32	XDCZZ	86376	2519 PIN, SHAFT	1
33	XDCZZ	86376	1594 SHAFT, STRAIGHT	1
34	XDCZZ	86376	1502 LEVER, MANUAL CONTRO	1
35	XDCZZ	86376	1501 LEVER, REMOTE.....	1
36	XDCZZ	86376	1563 BEARING SHAFT.....	2
37	XDCZZ	86376	1504 BRACKET MAIN.....	1
38	XDCZZ	86376	D-2238BUSHING CABLE	4
39	XDCZZ	04638	514MV-4CABLE, CONTROL STBD STBD SIDE, 32.5 FT LONG, SPECIFY LENGTH WHEN ORDERING	1
39	XDCZZ	04638	514MV-4CABLE, CONTROL STBD STBD SIDE, 30.5 FT LONG, SPECIFY LENGTH WHEN ORDERING	1
39	XDCZZ	04638	514MV-4CABLE, CONTROL PORT PORT SIDE, 25.5 FT LONG, SPECIFY LENGTH WHEN ORDERING	1

SECTION II

TM 55-1905-219-34P-1

(1) ITEM NO	(2) SMR CODE	(3) CAGEC	(4) PART NUMBER	(5) DESCRIPTION AND USABLE ON CODES(UOC)	(6) QTY
40	XDCZZ	04638	211-B-0012COUPLING ASSEMBLY	4
41	XDCZZ	04638	514MV-4CABLE, CONTROL PORT PORT SIDE 27.5 FT LONG, SPECIFY LENGTH WHEN ORDERING	1
41	XDCZZ	04638	514MV-4CABLE, CONTROL PORT SIDE, 40 FT LONG, SPECIFY LENGTH WHEN ORDERING	4

END OF FIGURE

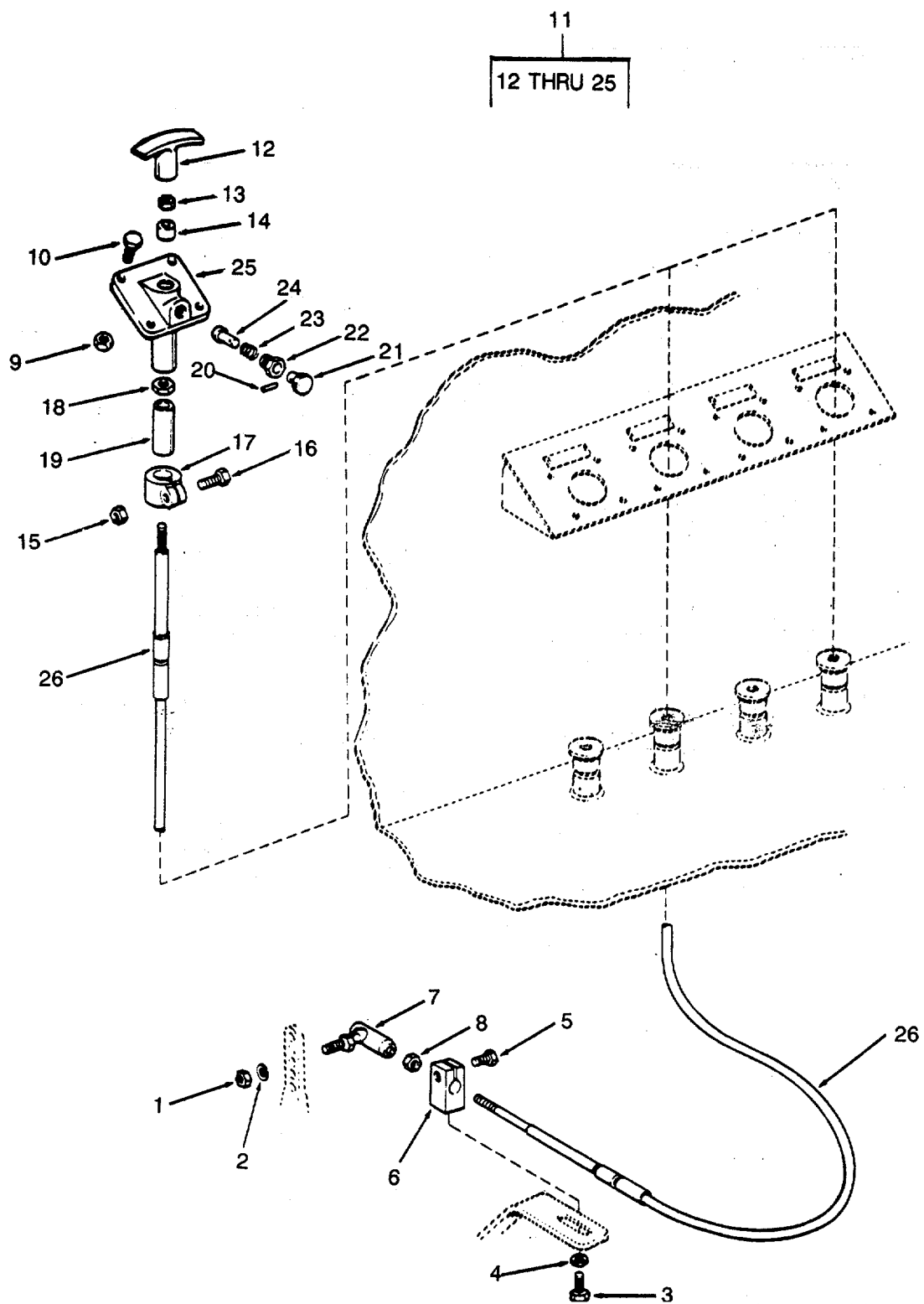


Figure 6. Shutdown Head and Linkage.

SECTION II

TM 55-1905-219-34P-1

(1) ITEM NO	(2) SMR CODE	(3) CAGEC	(4) PART NUMBER	(5) DESCRIPTION AND USABLE ON CODES(UOC)	(6) QTY
GROUP 01 PROPULSION SYSTEM					
FIG.6 SHUTDOWN HEAD AND LINKAGE					
	PACZZ	86376	C-2926-1	..CONNECTOR KIT, CONTR	1
1	PACZZ	96906	MS35691-8	..NUT, PLAIN, HEXAGON	1
2	PACZZ	96906	MS35338-139	..WASHER, LOCK	1
3	XDCZZ	86376	1755	..SCREW, CAP, HEXAGON H	1
4	PACZZ	96906	MS35338-141	..WASHER, LOCK	1
5	XDCZZ	86376	259	..BOLT, MACHINE	1
6	XDCZZ	86376	2856	..CLAMP CABLE	1
7	XDCZZ	86376	1725	..JOINT BALL	1
8	PACZZ	96906	MS35691-8	..NUT, PLAIN, HEXAGON	1
9	PACZZ	96906	MS51969-1	..NUT, PLAIN, HEXAGON	4
10	PACZZ	96906	MS35198-71	..SCREW, MACHINE	4
11	XDCZZ	86376	B-2780	..SHUTDOWN HEAD MAIN	1
12	XDCZZ	86376	2136	..HANDLE, MANUAL CONTR	1
13	PACZZ	96906	MS35691-8	..NUT, PLAIN, HEXAGON	1
14	XDCZZ	86376	D-1712	..BUSHING, SLEEVE	1
15	XDCZZ	86376	242	..NUT, PLAIN, HEXAGON	1
16	XDCZZ	86376	1211	..BOLT, MACHINE	1
17	XDCZZ	86376	1776	..CLAMP CABLE	1
18	PACZZ	96906	MS35691-8	..NUT, PLAIN, HEXAGON	1
19	XDCZZ	86376	2784	..TUBE SHUTDOWN	1
20	XDCZZ	86376	1346	..PIN ROLL. 4	1
21	XDCZZ	86376	1878	..KNOB LOCK PIN	1
22	XDCZZ	86376	1879	..BUSHING LOCK PIN	1
23	XDCZZ	86376	1881	..SPRING LOCK	1
24	XDCZZ	86376	1877	..PIN LOCKING	1
25	XDCZZ	86376	2785	..TUBE AND BRACKET	1
26	XDCZZ	86376	C-1332	..CONTROL ASSEMBLY, PU	4

END OF FIGURE

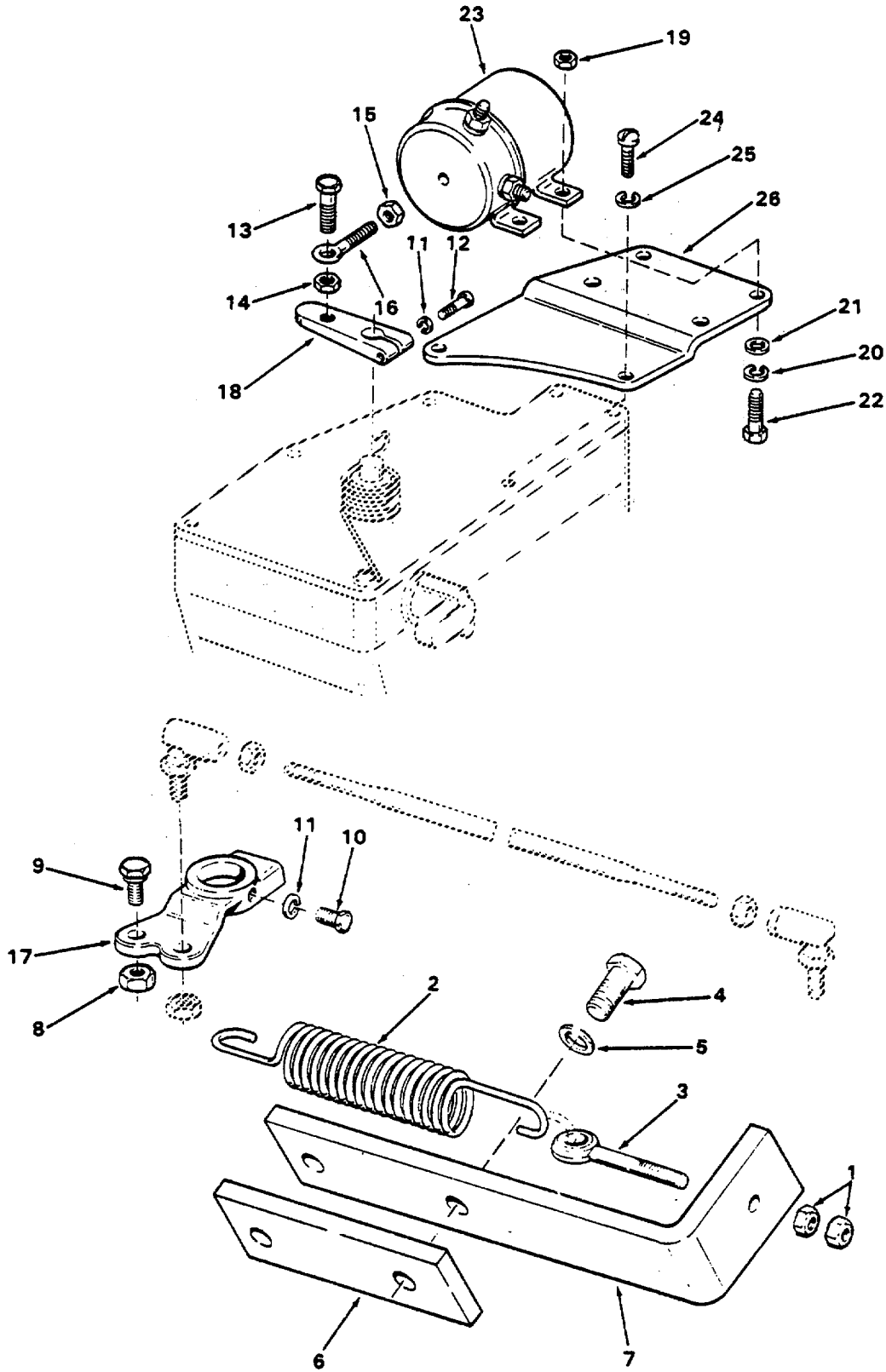


Figure 7. Engine Throttle Linkage.

SECTION II

TM 55-1905-219-34P-1

(1) ITEM NO	(2) SMR CODE	(3) CAGEC	(4) PART NUMBER	(5) DESCRIPTION AND USABLE ON CODES(UOC)	(6) QTY
GROUP 01 PROPULSION SYSTEM					
FIG.7 ENGINE THROTTLE LINKAGE					
1	PACZZ	96906	MS51967-8	.NUT, PLAIN, HEXAGON	2
2	XDCZZ	72582	5140451	.SPRING THROTTLE	1
3	XDCZZ	72582	5134051	.EYE THROTTLE	1
4	PACZZ	96906	MS90725-62	.SCREW, CAP, HEXAGON H	2
5	PACZZ	96906	MS35338-46	.WASHER, LOCK.....	2
6	XDCZZ	72582	5118896	.SPACER THROTTLE	1
7	XDCZZ	72582	5145166	.BRACKET THROTTLE	1
8	XDCZZ	72582	5186749	.NUT, PLAIN, HEXAGON	1
9	XDCZZ	72582	5171045	.BOLT, MACHINE	1
10	PACZZ	96906	MS90725-8	.SCREW, CAP, HEXAGON H	1
11	PACZZ	96906	MS35338-44	.WASHER, LOCK	2
12	PACZZ	96906	MS90725-7	.SCREW, CAP, HEXAGON H	1
13	PACZZ	96906	MS90726-33	.BOLT, MACHINE	1
14	PACZZ	96906	MS51968-5	.NUT, PLAIN , HEXAGON	1
15	PACZZ	96906	MS35691-5	.NUT, PLAIN, HEXAGON	1
16	XDCZZ	72582	5100004	.EYE CONTROL LINK.....	1
17	PACZZ	72582	5123880	.BELL CRANK	1
18	XDCZZ	72582	5183802 .	LEVER GOVERNOR	1
19	XDCZZ	96906	MS51967-2	.NUT, PLAIN, HEXAGON	4
20	PACZZ	96906	MS35338-44	WASHER, LOCK	4
21	PACZZ	96906	MS27183-9	.WASHERFLAT	4
22	PACZZ	96906	MS90725-6	.SCREW, CAP, HEXAGON H	4
23	PACZZ	16764	1118191	.SOLENO ID, ELEC TRICAL	1
24	PACZZ	96906	MS90725-7	.SCREW, CAP, HEXAGON H.....	2
25	PACZZ	96906	MS35338-44	.WASHER, LOCK	2
26	XDCZZ	72582	5137541	.BRACKET THROTTLE	1

FND OF FIGURE

19
20 THRU 25

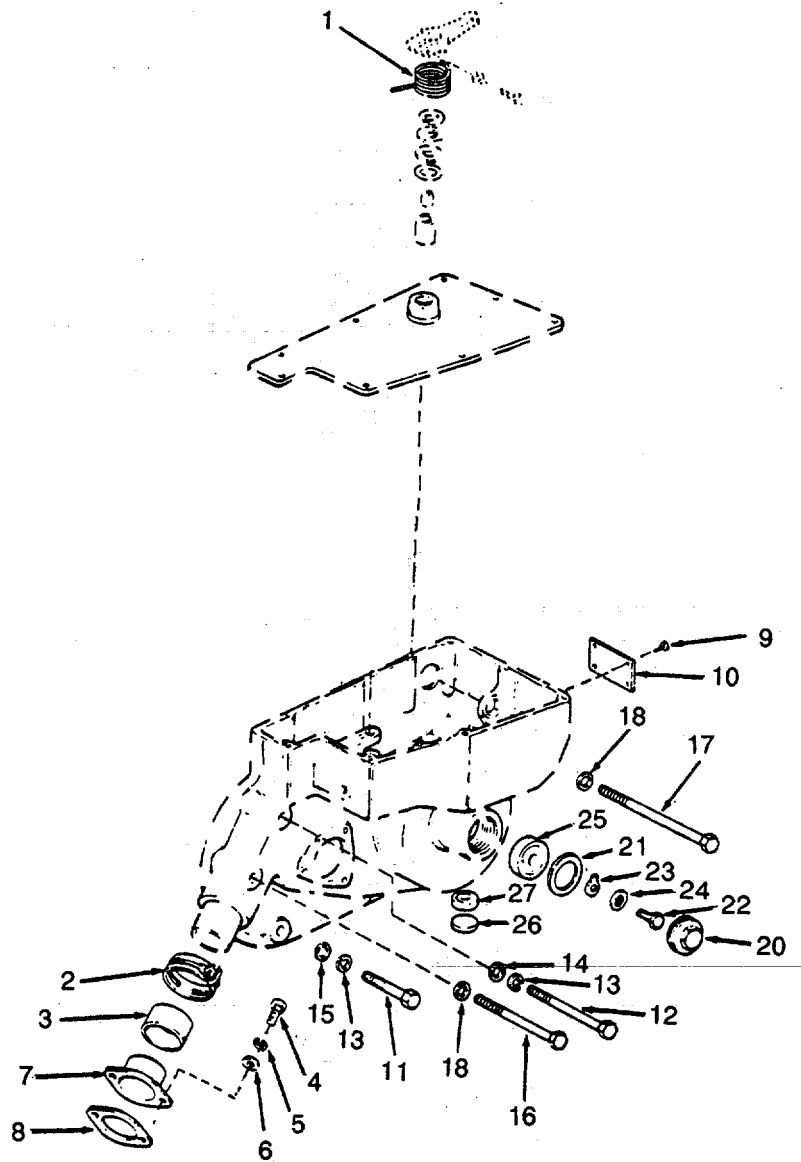


Figure 8. Variable Speed Governor (Sheet 1 of 3).

32
|
33 THRU 42

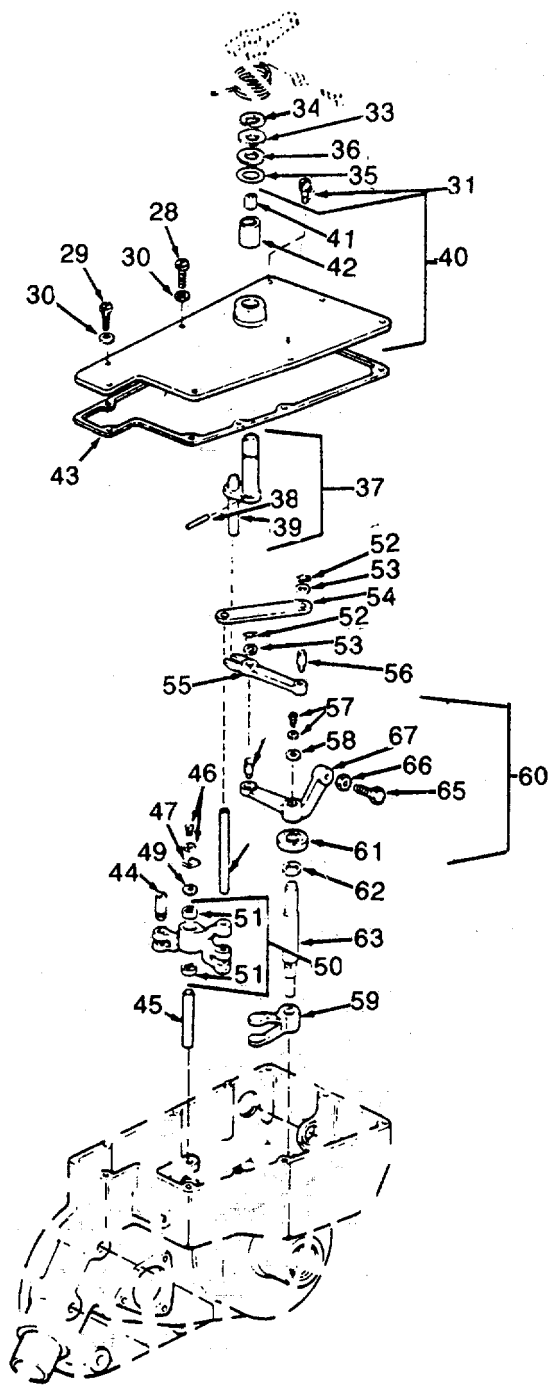


Figure 8. Variable Speed Governor (Sheet 2 of 3).

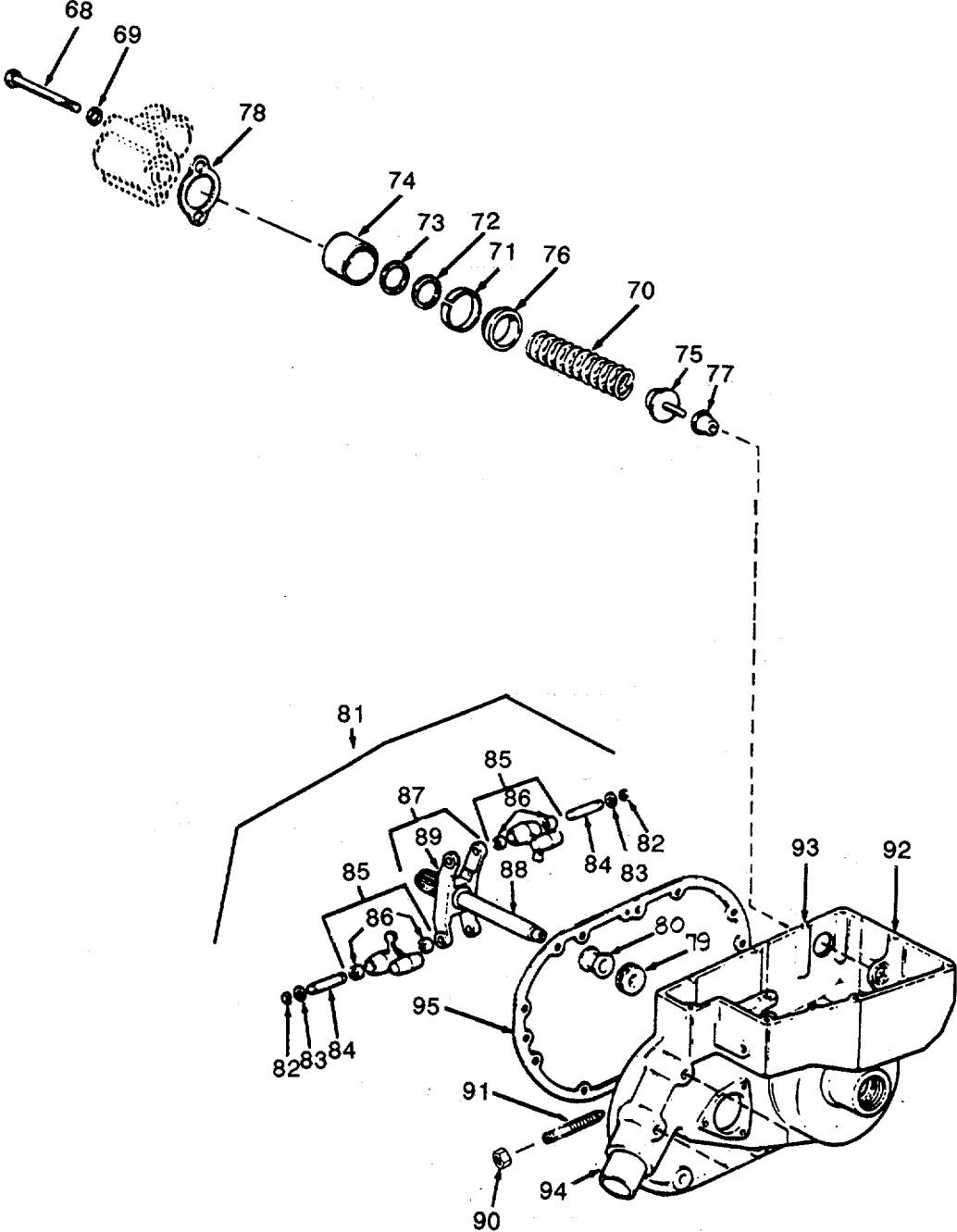


Figure 8. Variable Speed Governor (Sheet 3 of 3).

SECTION II

TM 55-1905-219-34P-1

(1) ITEM NO	(2) SMR CODE	(3) CAGEC	(4) PART NUMBER	(5) DESCRIPTION AND USABLE ON CODES(UOC)	(6) QTY
GROUP 01 PROPULSION SYSTEM					
FIG.8 VARIABLE SPEED GOVERNOR					
1	XDCZZ	72582	5108775	.SPRING GOVERNOR	1
2	PACZZ	96906	MS35842-12	.CLAMP, HOSE	1
3	PCCZZ	96906	MS521301B206080	.HOSE, NONMETALLIC.....	1
4	PACZZ	96906	MS90725-6	.SCREW, CAP, HEXAGON H	2
5	PACZZ	96906	MS35338-44	.WASHER, LOCK	2
6	PACZZ	96906	MS27183-9	.WASHER, FLAT	2
7	XDCZZ	72582	5124333	.COVER GOVERNOR FUEL.....	1
8	PACZZ	72582	5123812	, GASKET PART OF SET P/N 5196375	1
				PART OF KIT P/N 5196382.....	
9	PACZZ	96906	MS21318-8	.SCREW, DRIVE	4
10	XDCZZ	72582	5122166	.PLATE HOUSING	1
11	XDCZZ	96906	MS90725-41	.SCREW CAP HEX H EAD	7
12	PACZZ	96906	MS90725-47	.BOLT, MACHINE	1
13	XDCZZ	96906	MS35338-45	.WASHER, LOCK	8
14	PACZZ	96906	MS27183-12	.WASH ER, FLAT	1
15	PACZO	96906	MS27183-11	.WASHER, FLAT	2
16	PACZZ	72582	272545	.SCREW, CAP, HEXAGON.. ..	1
17	XDCZZ	96906	MS90725-48	.SCREW CAP HEX HEAD ..	1
18	PACZZ	96906	MS15795-511	WASHER, FLAT	2
19	PACHH	72582	5143989	.GOVERNOR, DIESEL ENG	1
20	XDCZZ	72582	5183268	..CAP, GOVERNOR WEIGHT	1
21	PCCZZ	72582	5165221	..WASHER, FLAT PART OF KIT P/N.....	1
				5196375.	
22	PAHZZ	72582	5150884	..BOLT, MACHINE	1
23	PAHZZ	72582	5150897	..WASHER, KEY.....	1
24	PAHZZ	72582	5150941	..WASHER, FLAT	1
25	PAHZZ	83295	B20504-52	..BEARING, BALL, ANNULA	1
26	XDCZZ	72582	116337	..PLUG, EXPANSION GOVERNOR CONTROL	1
				HOUSING	
27	PAHZZ	72582	954987	, .BEARING, BALL, ANNULA.....	1
28	PACZZ	96906	MS35265-81	..SCREW, MACHINE	6
29	PACZZ	96906	MS35265-80	..SCREW, MACHINE	1
30	PACZZ	96906-	MS35338-44	..WASHER, LOCK	7
31	PAHZZ	72582	9417926	..SCREW, ASSEMBLED WAS	1
32	XDHZZ	72582	5117865	..COVER AND LEVER ASS	1
33	PACZZ	72582	5174429	...RING, RETAINING GOVERNOR	1
				THROTTLE SHAFT	
34	PACZZ	72582	51417	...WASHER, SHOULDERED A.....	
35	XDCZZ	72582	5174557	...PACKING.PREFORMED GOVERNOR	1
				THROTTLE SHAFT	
36	PACZZ	72582	5197151	...SPACER, RING	1
37	XDHZZ	72582	5117933	...SHAFT ASSEMBLY SHAFT PROCURABLE	1
				ONLY WITH ASSEMBLY.....	
38	XDHZZ	96906	MS24692-179	...PIN, TAPERED, PLAI ..	1
39	XAHZZ	72582	5117927	...PIN, STRAIGHT, HEADLE	1
40	XDHZZ	72582	5117864	...COVER ASSEMBLY COVER PROCURABLE	1
				ONLY WITH ASSEMBLY	
41	PAHZZ	96906	MS17131-13	...BEARING, ROLLER, NEED	2

SECTION II

TM 55-1905-219-34P-1

(1) ITEM NO	(2) SMR CODE	(3) CAGEC	(4) PART NUMBER	(5) DESCRIPTION AND USABLE ON CODES(UOC)	(6) QTY
42	PAHZZ	72582	5144065	...BUSHING,SLEEVE	1
43	PAHZZ	72582	5117899	..GASKET PART OF KIT P/N 5196375.....	1
44	XAHZZ	72582	5117693	..PIN,SHOULDER,HEADLE GOVERNOR	1
				CONTROL LINK.....	
45	XDHZZ	72582	5127375	..PIN OPERATING LEVER.....	1
46	PAHZZ	72582	9421917	..SCREW,SPECIAL GOVERNOR CONTROL	1
				LINK OPERATING LEVER ASSY.....	
47	XDHZZ	72582	5143865	..CLIP GOVERNOR.....	1
48	XDHZZ	72582	5143866	..PIN 0.375X2 INCH GOVERNOR	1
				CONTROL LINK OPERATING LEVER ASSY	
49	PAHZZ	49671	73109-105	..WASHER,FLAT	4
50	XDHZZ	72582	5127373	..LEVER LEVER PROCURABLE ONLY WITH	1
				ASSEMBLY.....	
51	PAHZZ	969Q6	MS17131-9	...BEARING,ROLLER,NEED	2
52	XDHZZ	72582	142583	..CLIP,RETAINING GOVERNOR	2
				OPERATING LEVER CONNECTING LINK...	
53	PAHZZ	72582	5150941	..WASHER,FLAT	2
54	PAHZZ	72582	5117210	..CONNECTING LINK,RIG	1
55	XDHZZ	72582	5150394	..LEVER ASSEMBLY,GOVE	1
56	PAHZZ	72582	5150894	...PIN,SHOULDER,HEADLE	1
57	PAHZZ	72582	9421917	..SCREW,SPECIAL GOVERNOR OPERATING	1
				SHAFT UPPER BEARING.....	
58	PAHZZ	96906	MS27183-41	..WASHER,FLAT	1
59	XDHZZ	72582	5138335	..FORK GOVERNDR.....	1
60	XDHZH	72582	5133795	..SHAFT ASSEMBLY.....	1
61	PAHZZ	72582	9431896	...BEARING,BALL,ANNULA	1
62	XDHZZ	72582	5133686	...SPACER GOVERNOR	1
63	PAHZZ	72582	5133680	..SHAFT,SHOULDERED	1
64	XAHZZ	72582	5159943	...PIN,SHOULDER,HEADLE	1
65	PAHZZ	72582	5132962	..SCREW,SHAFT	1
66	PAHZZ	96906	MS51968-2	...NUT,PLAIN,HEXAGDN	1
67	XDHZZ	72582	5132747	...BELL CRANK	1
68	PAHZZ	96906	MS90728-46	..BOLT,MACHINE.....	2
69	XDHZZ	96906	MS35338-45	..WASHER,LOCK	2
70	PAHZZ	72582	5122270	..SPRING,HELICAL,COMP	1
71	XDHZZ	72582	5174430	..STOP VARIABLE SPEED	1
72	XDHZZ	72582	5136591	..SHIM.....	4
73	XDHZZ	72582	5136590	..SHIM.....	6
74	XDHZZ	72582	5137276	..RETAINER,SPRING,GOV.....	1
75	XDHZZ	72582	5117932	..PLUNGER VARIABLE	1
76	XDHZZ	72582	5171784	..STOP,GOVERNOR.....	1
77	PAHZZ	72582	5152939	..SEAT,HELICAL COMPRE.....	1
78	PCHZZ	72582	5152944	..GASKET PART OF KIT P/N 5196375.....	1
79	PAHZZ	96906	MS17161-9	..BEARING,BALL,THRUST	1
80	XDHZZ	72582	5147910	..RISER,GOVERNOR.....	2
81	PAHZZ	72582	5122164	..CARRIER, ASSEMBLY.....	1
82	XDHZZ	72582	5178581	...RING,RETAINING	4
83	PAHZZ	77445	30896	...WASHER,FLAT	8
84	XDHZZ	72582	5185154	...PIN,GROOVED,HEADLES.....	2
85	XDHZZ	72582	5147913	...WEIGHT.GOVERNOR WEIGHT	2
				PROCURABLE ONLY WITH ASSEMBLY.....	
86	XDHZZ	96906	MS17331-9	...BEARING: ROLLER,NEED	2

SECTION II		TM 55-1905-219-34P-1			
(1)	(2)	(3)	(4)	(5)	(6)
ITEM NO	SMR CODE	CAGEC	PART NUMBER	DESCRIPTION AND USABLE ON CODES(UOC)	QTY
87	PAHZZ	72582	5174451	...SHAFT AND CARRIER A	1
88	PAHZZ	72582	5150923SHAFT, SHOULDERED	1
89	XDHZZ	72582	5185606CARRIER GOVERNOR WE.	1
90	PACZZ	96904	MS35691-21	..NUT, PLAIN, HEXAGON ..	1
91	PACZZ	72582	5117952	..STUD, CONTINUOUS THR	1
92	XDHZZ	72582	5124426	..HOUSING GOVERNOR.....	1
93	XDHZZ	72582	5150942	...PIN, STRAIGHT, HEADLE.....	2
94	XDCZZ	72582	5124332	...TUBE FUEL ROD COVER.....	2
95	PCCZZ	72582	5126499	..GASKET PART OF KIT P/N 5196375	1

END OF FIGURE

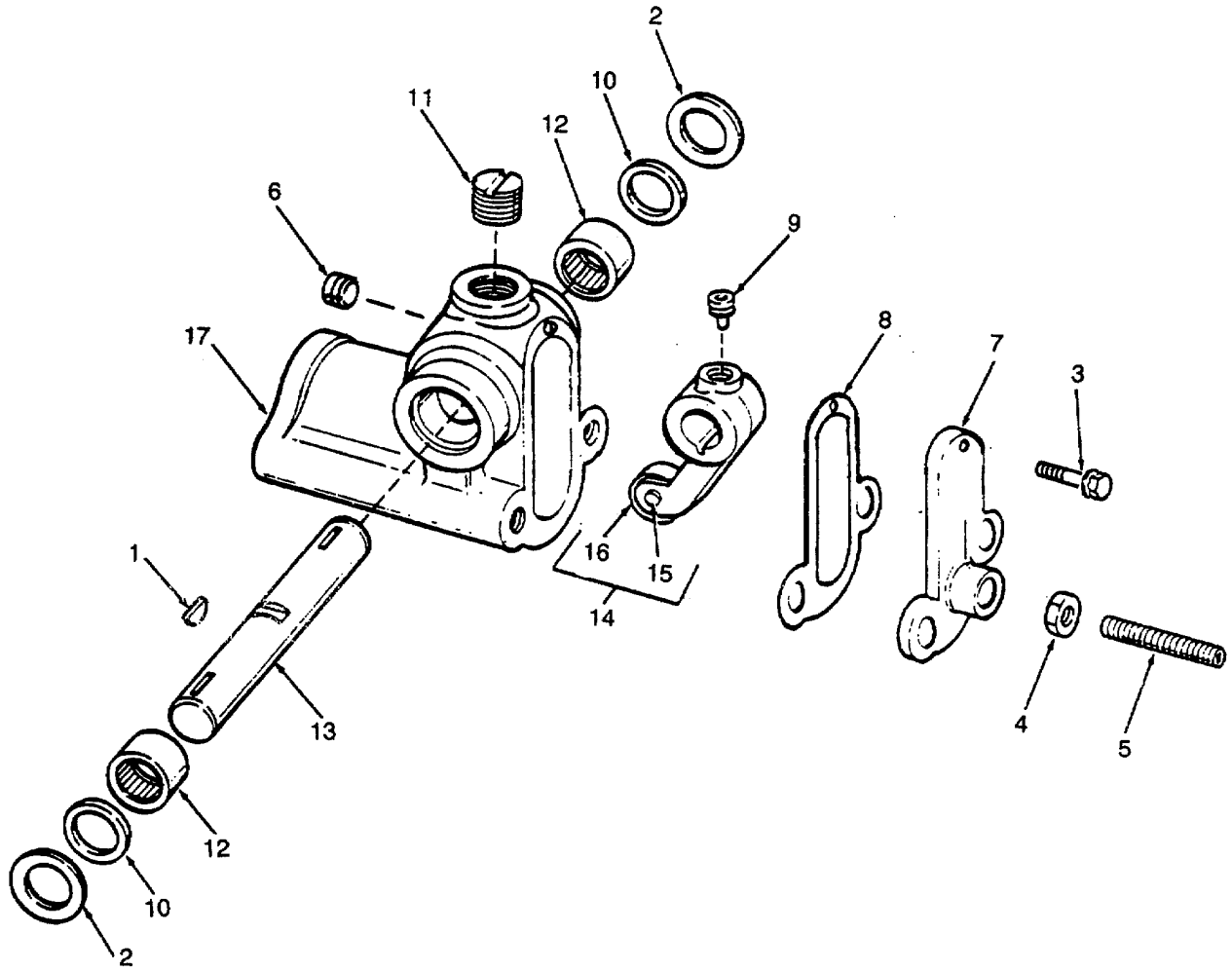


Figure 9. Governor Housing Assembly.

SECTION II		TM 55-1905-219-34P-1			
(1)	(2)	(3)	(4)	(5)	(6)
ITEM NO	SMR CODE	CAGEC	PART NUMBER	DESCRIPTION AND USABLE ON CODES(UOC)	QTY
GROUP 01 PROPULSION SYSTEM					
FIG.9 GOVERNOR HOUSING ASSEMBLY					
	XDHZH	72582	5139262	..ANGLE UNIT, CAM CONT SPRING	1
1	PAHZZ	96906	MS35756-5	.., KEY, WOODRUFF	2
2	XDHZZ	72582	5143665	...WASHER, SHOULDERED A	2
3	PACZZ	72582	9417926	...SCREW, ASSEMBLED WAS.....	1
4	XDCZZ	96906	MS51967-2	...NUT, PLAIN, HEXAGON	1
5	PACZZ	72582	5143564	...SCREW, ADJUSTING.....	1
6	PACZZ	96906	MS49005-4	, ..PLUG, PIPE	1
7	XDHZZ	72582	5145446	...COVER GOVERNOR	1
8	PCHZZ	72582	5145445	...GASKET PART OF KIT P/N 5196375.....	1
9	PAHZZ	96906	MS51964-78	...SETSCREW	1
10	XDHZZ	72582	5176557	...PACKING, PREFORMED	2
11	XDCZZ	72F82	5126789	...PLUG, EXPANSION	1
12	PAHZZ	96906	MS17131-13	...BEARING, ROLLER, NEED.	2
13	PAHZZ	72582	5173964	...SHAFT, STRAIGHT	1
14	XDHZZ	72582	5139469	...LEVER, REMOTE CONTRO LEVER	1
PROCURABLE ONLY WITH ASSEMBLY.....					
15	PAHZZ	72582	9425165ROLLER, BEARING GOVERNOR.....	1
VARIABLE SPEED					
16	PAHZZ	72582	5139468BEARING ASSEMBLY, GO GOVERNOR.....	1
VARIABLE SPEED					
17	XDHZZ	72582	5145444	...HOUSING GOVERNOR.....	1

END OF FIGURE

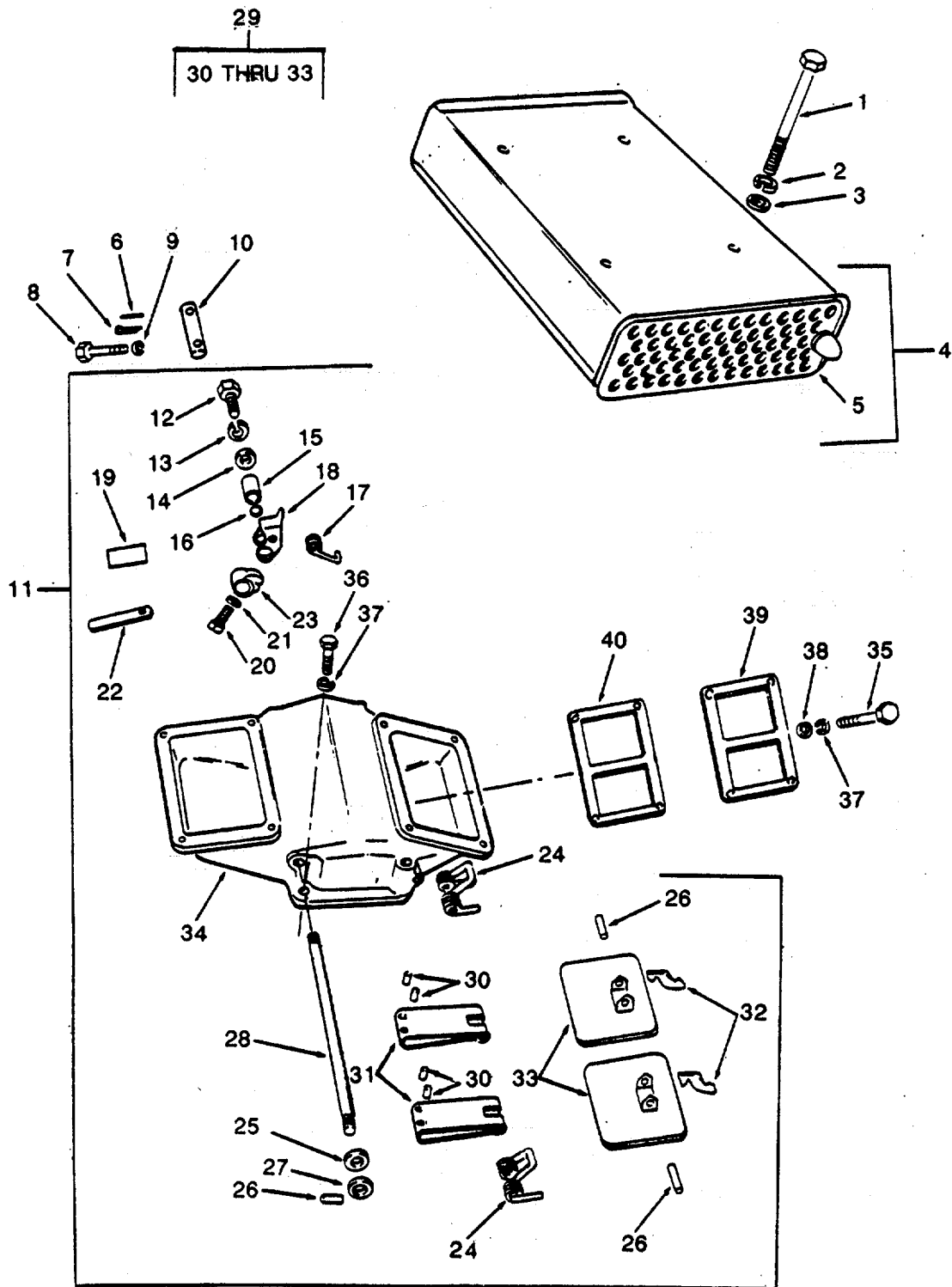


Figure 10. Air Intake (Sheet 1 of 2).

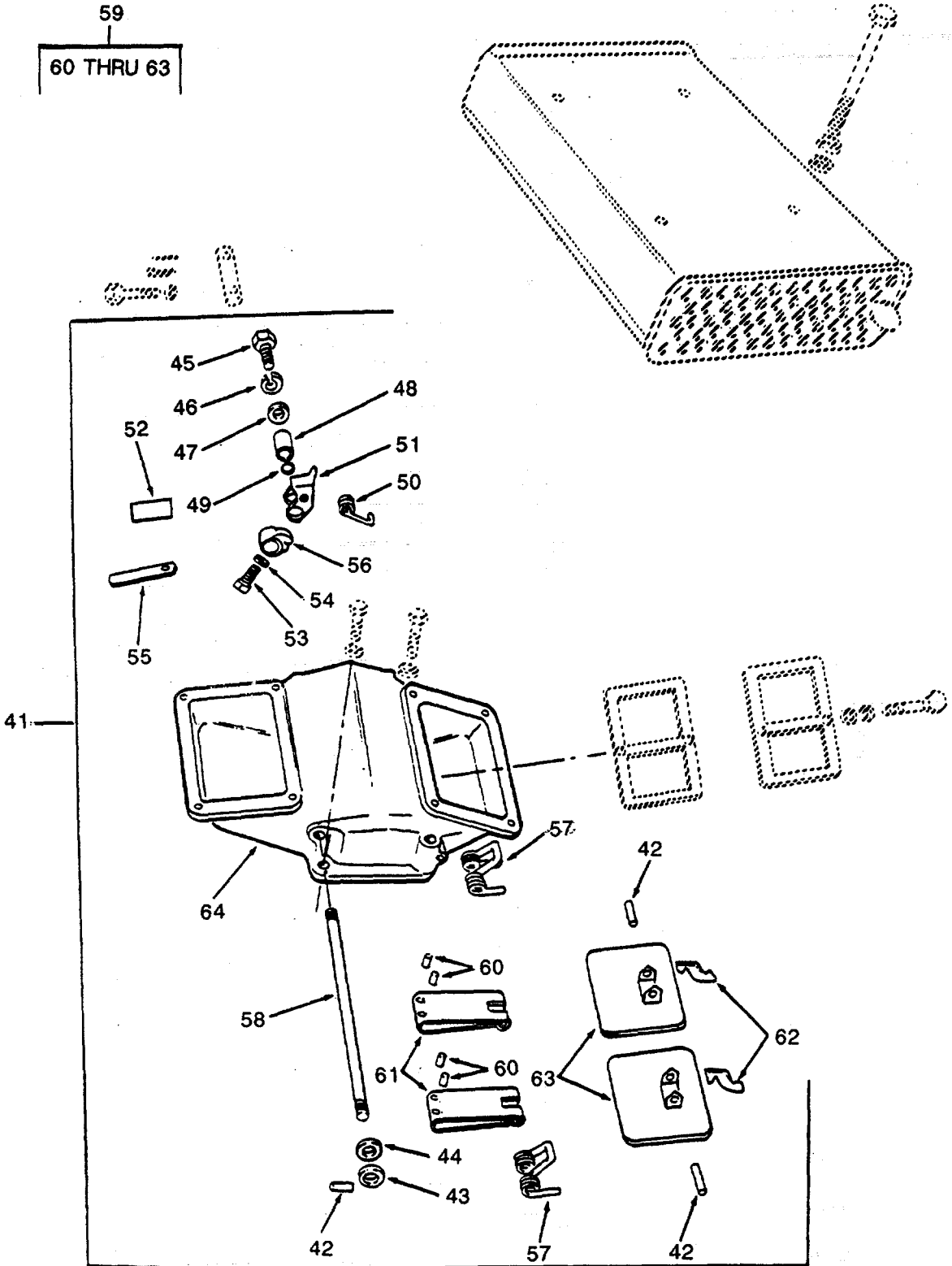


Figure 10. Air Intake (Sheet 2 of 2).

SECTION II TM 55-1905-219-34P-1

(1) ITEM NO	(2) SMR CODE	(3) CAGEC	(4) PART NUMBER	(5) DESCRIPTION AND USABLE ON CODES(UOC)	(6) QTY
GROUP 01 PROPULSION SYSTEM					
FIG.10 AIR INTAKE					
1	PACZZ	96906	MS9072R-73	.SCREW, CAP, HEXAGON H	16
2	PACZZ	96906	MS35338-46	.WASHER; , LCI	16
3	PACZZ	96906	MS27183-13	.WASHER, FLAT	16
4	XDCZZ	72582	5189848	.SILENCER ASSEMBLY.....	4
5	XDCZZ	72582	1543776	..SCREEN, AIR SILENCER	2
6	PACZZ	96906	MS16562-38	.PIN, SPRING AIR INLET HOUSING.....	2
7	PACZZ	96906	MS24665-357	SHUTDOWN VALVE CROSSOVER ROD.....	
				.PIN, COTTER AIR INLET HOUSING.....	1
				SHUTDOWN VALVE CROSSOVER ROD 1/8X1- 1/2.....	
8	PACZZ	96906	MS90725-36	.BOLT, MACHINE.....	2
9	XDCZZ	96906	MS35338-45	.WASHER, LOCK	2
10	XDCZZ	72582	5136192	.COUPLING AIR INLET CROSSOVER	1
11	XDCZZ	72582	5136290	.HOUSING ASSEMBLY	1
12	PACZZ	96906	MS90728-12	..SCREW, CAP, HEXAGON H.....	1
13	PACZZ	96906	M535338-44	..WASHER, LOCK	1
14	PACZZ	96906	MS27183-9	..WASHER, FLAT.....	1
15	XDCZZ	72582	5113633	..SPACER, SLEEVE.....	1
16	PACZZ	96906	MS27183-22	..WASHER, FLAT.....	1
17	XDCZZ	72582	5114124	..SPRING, HELICAL, TORS	1
18	XDCZZ	72582	5109673	..LATCH AIR INLET	1
19	XDCZZ	72582	5139429	..PLATE SHUTDOWN	1
20	PACZZ	96906	MS90725-7	..SCREW, CAP, HEXAGON H	1
21	PACZZ	96906	MS35338-44	..WASHER, LOCK	1
22	XDCZZ	72582	5147640	..LEVER AIR INLET	1
23	XDCZZ	72582	5122982	..CAM AIR INLET	1
24	XDCZZ	72582	5111904	..SPRING, HELICAL, TORS.....	4
25	PACZZ	72582	5179232	..PACKING PREFORMED	4
26	PACZZ	72582	273436	..PIN, VALVE TO SHAFT	8
27	PACZZ	96906	MS27183-15	..WASHER, FLAT.....	4
28	XDCZZ	72582	5134588	..SHAFT AIR INLET	2
29	XDCZZ	72582	5128836	..VALVE ASSEMBLY AIR.....	2
30	XDCZZ	72582	9416147	...PIN HINGE(AIR INLET.....	4
31	XDCZZ	72582	5128842	...HINGE, AIR VALVE.....	2
32	XDCZZ	72582	5128046	...SPRING HINGE AIR	2
33	XDCZZ	72582	5128841	...VALVE AIR INLET	2
34	XDCZZ	72582	5129082	..HOUSING AIR INLET	1
35	XDCZZ	96906	MS90725-61	.SCREW CAP HEX HEAD	8
36	XDCZZ	96906	MS90725-70	.SCREW, CAP, HEXAGON H.....	4
37	PACZZ	96906	MS35338-46.	.WASHER, LOCK.....	12
38	PACZZ	96906	MS27183-13	.WASHER, FLAT	8
39	XDCZZ	72582	5128838	.PLATE STRIKER (AIR	2
40	PACZZ	72582	5145235	.GASKET PART OF KIT P/N 5196375	2
41	XDCZZ	72582	5136289	..HOUSING ASSEMBLY	1
42	PACZZ	72582	273436	..PIN, VALVE TO SHAFT	8
43	PACZZ	96906	MS27183-15	..WASHER, FLAT	4
44	PACZZ	72582	5179232	..PACKI NG, PREFORMED	4
45	PACZZ	96906	MS90728-12	..SCREW, CAP, HEXAGON H	1

SECTION II

TM 55-1905-219-34P-1

(1) ITEM NO	(2) SMR CODE	(3) CAGEC	(4) PART NUMBER	(5) DESCRIPTION AND USABLE ON CODES(UOC)	(6) QTY
46	PACZZ	96906	MS35338-44	.. WASHER, LOCK	1
47	PACZZ	96906	MS27183-9	..WASHER, FLAT	1
48	XDCZZ	72582	5113633	..SPACER, SLEEVE	1
49	PACZZ	96906	MS27183-22	..WASHER, FLAT	1
50	XDCZZ	72582	5114124	..SPRING, HELICAL, TORS	1
51	XDCZZ	72582	5109673	..LATCH AIR INLET	1
52	XDCZZ	72582	5139429	..PLATE SHUTDOWN	1
53	PACZZ	96906	MS90725-7	..SCREW, CAP, HEXAGON H.	1
54	PACZZ	96906	MS35338-44	..WASHER, LOCK	1
55	XDCZZ	72582	5147640	..LEVER AIR INLET	1
56	XDCZZ	72582	5122982	..CAM AIR INLET	1
57	XDCZZ	72582	5111904	..SPRING, HELICAL, TORS	4
58	XDCZZ	72582	5134588	..SHAFT AIR INLET	2
59	XDCZZ	72582	5128836	..VALVE ASSEMBLY AIR	2
60	XDCZZ	72582	9416147	...PIN HINGE (AIR INLET	4
61	XDCZZ	72582	5128842	...HINGE, AIR VALVE.....	2
62	XDCZZ	72582	5128046	...SPRING HINGE(AIR	2
63	XDCZZ	72582	5128841	...VALVE AIR INLET	2
64	XDCZZ	72582	5129082	..HOUSING AIR INLET	1

END OF FIGURE

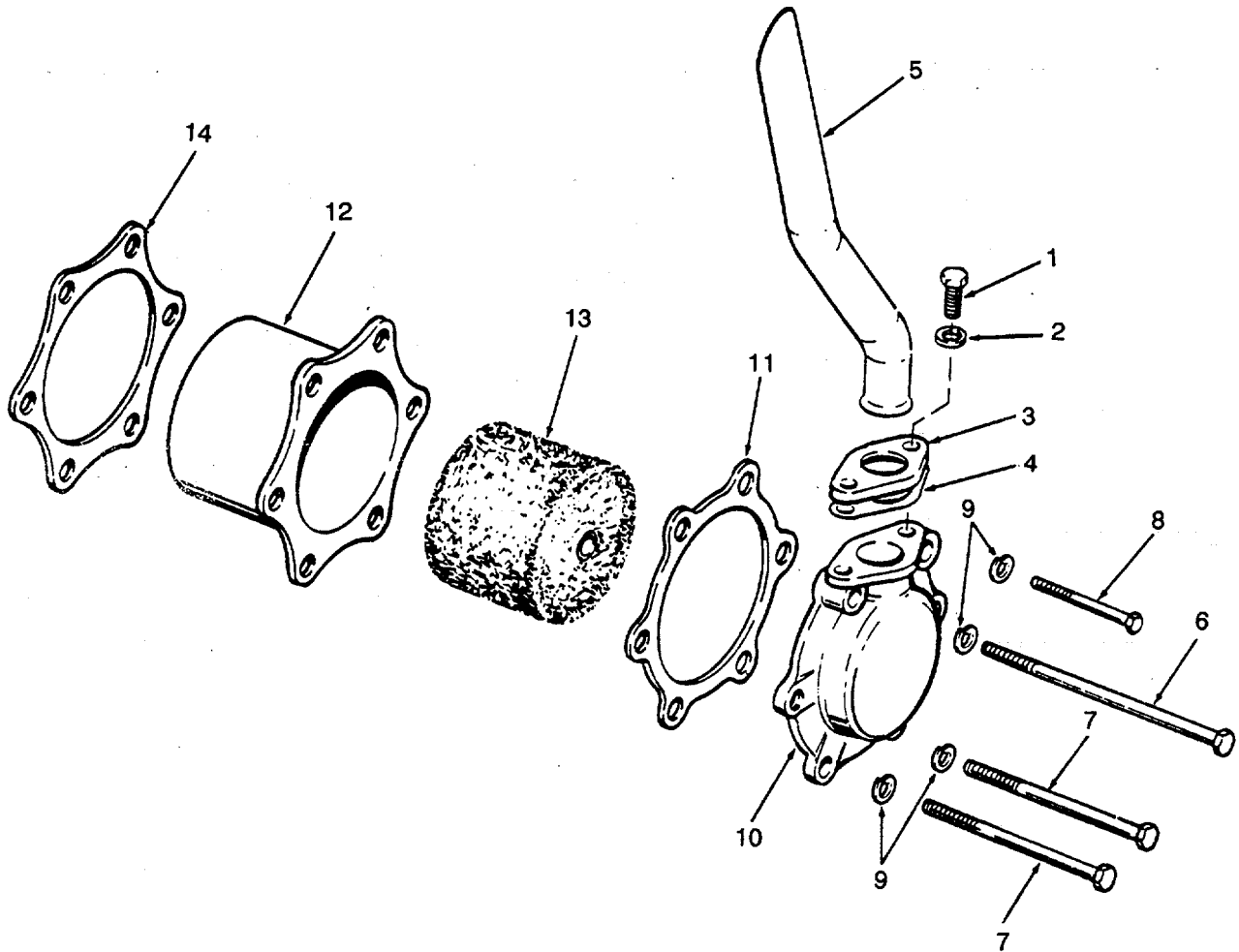


Figure 11. Ventilation.

SECTION II

TM 55-1905-219-34P-1

(1) ITEM NO	(2) SMR CODE	(3) CAGEC	(4) PART NUMBER	(5) DESCRIPTION AND USABLE ON CODES(UOC)	(6) QTY
GROUP 01 PROPULSION SYSTEM					
FIG.11 VENTILATION					
1	PACZZ	96906	MS18154-59	.SCREW, CAP, HEXAGON H	2
2	PACZZ	96906	MS35338-46	.WASHER, LOCK	2
3	XDCZZ	72582	5144734	.FLANGE BREATHER	1
4	PACZZ	72582	5132331	.GASKET PART OF KIT P/N 5196375	1
5	XDCZZ	72582	5145583	.TUBE BREATHER PIPE	1
6	XDCZZ	96906	MS90725-61	.SCREW CAP HEX HEAD	3
7	PACZZ	96906	MS90725-67	.SCREW, CAP, HEXAGON H	2
8	PACZZ	96906	MS90728-77	.SCREW, CAP, HEXAGON H	1
9	PACZZ	96906	MS35338-46	.WASHER, LOCK	6
10	XDCZZ	72582	5145592	.BODY BREATHER	1
11	PACZZ	72582	5122227	.GASKET PART OF KIT P/N 5196375	1
12	XDCZZ	72582	5113734	.SHELL BREATHER	1
13	PACZZ	72582	5101760	.FILTERING DISK, FLUI	1
14	PACZZ	72582	5122227	.GASKET PART OF KIT P/N 5196375	1

END OF FIGURE

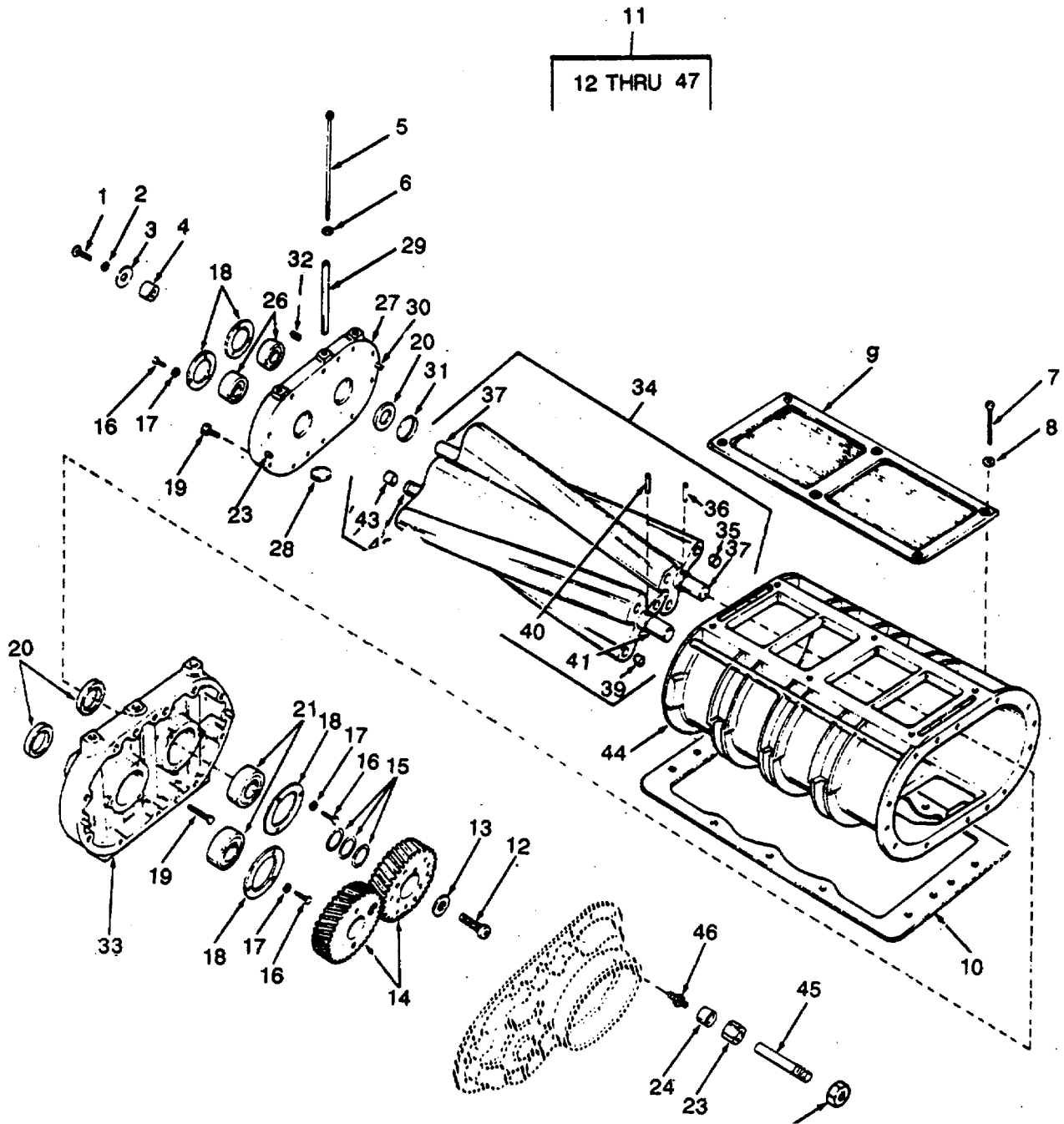


Figure 12. Blower Assembly (Sheet 1 of 2).

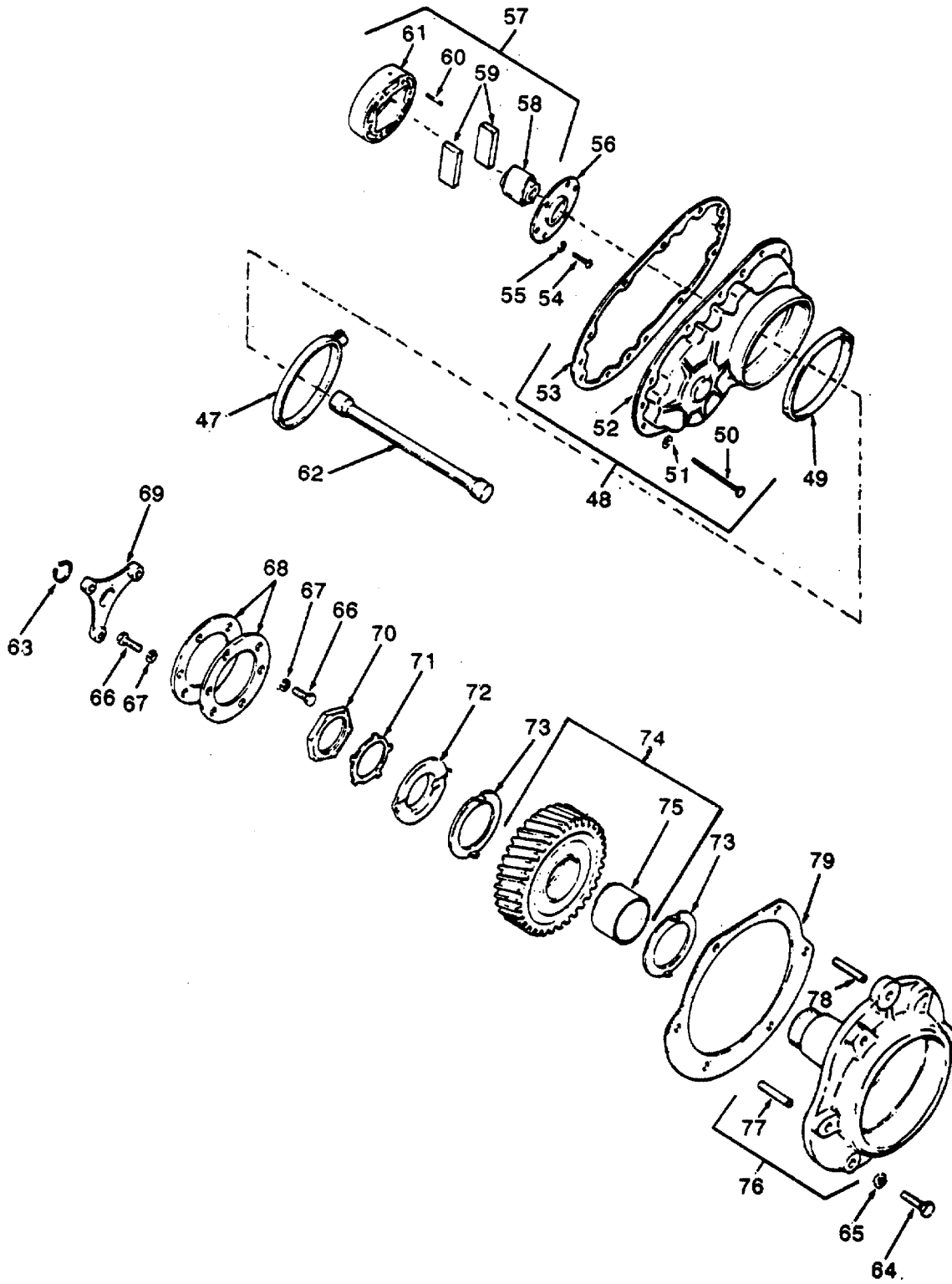


Figure 12. Blower Assembly (Sheet 2 of 2).

SECTION II TM 55-1905-219-34P-1

(1) ITEM NO	(2) SMR CODE	(3) CAGEC	(4) PART NUMBER	(5) DESCRIPTION AND USABLE ON CODES(UOC)	(6) QTY
GROUP 01 PROPULSION SYSTEM					
FIG.12 BLOWER ASSEMBLY					
1	PACZZ	96906	MS90727-111	.SCREW, CAP, HEXAGON H	1
2	PAHZZ	96906	MS35335-37	.WASHER, LOCK PART OF KIT P/N 5192796.....	1
3	PACZZ	72582	5154401	.DISK, COUPLING, BLOWE	1
4	PACZZ	72582	5117778	SPACER, SLEEVE	1
5	PACZZ	72582	9411488	.SCREW, CAP, HEXAGON H	8
6	XDCZZ	61510	CKE42A	.WASHER, FLAT	8
7	PACZZ	72582	187491	.SCREW, CAP, HEXAGON H	8
8	PACZZ	72582	5121814	.RETAINER, NUT AND BO	16
9	KBCZZ	72582	5117591	.SCREEN BLOWER PART OF KIT P/N.....	2
10	KBCZZ	72582	5147469	519638	
				.GASKET BLOWER PART OF SET P/N.....	2
				5196375 PART OF KIT P/N 5196386	
11	PACHF	72582	5125851	.BLOWER ASSEMBLY, DIE	2
12	PACZZ	96906	MS90726-111	..SCREW, CAP, HEXAGON H	2
13	PAHZZ	72582	5117082	..WASHER, FLAT	2
14	PAHZZ	72582	5196321	..GEAR SET, HELICAL, MA	1
15	KBHZZ	72582	5150372	..SHIM .002 INCHES PART OF KIT P/N.....	1
15	KBHZZ	72582	5153938	5192796	
				..SHIM .003 INCHES PART OF KIT P/N.....	1
15	KBHZZ	72582	5150855	5192796.....	
				..SHIM .005 INCHES PART OF KIT P/N.....	1
15	KBHZZ	72582	5150856	5192796.....	
				..SHIM .010 INCHES PART OF KIT P/N.....	1
16	PAHZZ	96906	MS90725-6	..SCREW, CAP, HEXAGON H	12
17	PAHZZ	96906	MS35338-44	..WASHER, LOCK	12
18	PAHZZ	72582	5179017	..RETAINER, PACKING	4
19	PAHZZ	96906	MS35265-100	..SCREW, MACHINE.....	4
20	KBHZZ	72582	5138710	..SEAL, PLAIN ENCASED PART OF KIT P/N.....	4
21	KBHZZ	72582	954418	5192796.....	
				..BEARING, BALL, ANNULA PART OF KIT.....	2
22	XDHZZ	72582	5144646	P/N 519276	
23	PAHZZ	72582	5144478	..PLATE BLOWER.....	1
24	KBHZZ	72582	5144424	...PACKING NUT BLOWER HOUSING END	1
25	PAHZZ	72582	5144477	PLATE	
26	KBHZZ	72582	7451054	...RING 1/4INCH TUBE PART OF KIT P/N	1
27	XDHZZ	72582	5144411	5192796.....	
28	PACZZ	72582	5109389	...ADAPTER, STRAIGHT, PI BLOWER	1
29	PAHZZ	72582	5127477	HOUSING END PLATE	
30	PAHZZ	72582	5150542	..BEARING, ROLLER, CYLI PART OF KIT.....	2
31	KBHZZ	72582	5110330	P/N 5192796.....	
				..PLATE BLOWER.....	1
				...STRAINER ELEMENT, SE BLOWER	1
				HOUSING END PLATE	
				...BUSHING, SLEEVE BLOWER HOUSING.....	1
				END PLATE.....	
				...PIN, STRAIGHT, HEADLE	2
				...BEARING, SLEEVE PART OF KIT P/N	2

SECTION II TM 55-1905-219-34P-1

(1) ITEM NO	(2) SMR CODE	(3) CAGEC	(4) PART NUMBER	(5) DESCRIPTION AND USABLE ON CODES(UOC)	(6) QTY
				5192796.....	
32	XDHZZ	72582	5145009	..PLUG, PIPE	2
33	PACZZ	72582	5157933	..PIN, STRAIGHT, HEADLE	2
34	PAHZZ	72582	5117067	..ROTOR ASSEMBLY, BLOW ROTOR	1
				PROCURABLE ONLY WITH ASSEMBLY	
35	PAHZZ	72582	9428477	...PLUG, EXPANSION	6
36	PAHZZ	96906	MS35677-48	...PIN, GROOVED, HEADLES	2
37	PAHZZ	72582	5117071	... SHAFT, BLOWER, ROTOR	2
38	PAHZZ	72582	5117072	..ROTOR ASSEMBLY, BLOW ROTOR	1
				PROCURABLE ONLY WITH ASSEMBLY	
39	PAHZZ	72582	9428477	...PLUG, EXPANSION.....	6
40	PAHZZ	96906	MS35677-48	...PIN, GROOVED, HEADLES.....	2
41	PAHZZ	72582	5117071	...SHAFT, BLOWER, ROTOR	1
42	PAHZZ	72582	5150869	...SHAFT ASSEMBLY.....	1
43	PAHZZ	72582	5150829	...PLUG, EXPANSION	1
44	XDHZZ	72582	5117419	..HOUSING BLOWER	1
45	KBCZZ	72582	5117717	..HOSE BLOWER DRIVE PART OF KIT P/N	1
				5196386.....	
46	KBCZZ	72582	5144409	..ADAPTOR BLOWER PART OF KIT P/N	1
				5196386	
47	PACZZ	08484	QS300M68H	..CLAMP, HOSE PART OF KIT P/N 5196386.....	2
48	PCHZZ	72582	5196763	COVER KIT, BLOWER EN REAR OF REAR	1
				BLOWER	
49	KBHZZ	72582	5100901	..PACKING, PREFORMED	2
50	KBHZZ	72582	186643	..BOLT HEX HEAD	8
51	KBHZZ	72582	5159714	..WASHER, FLAT	8
52	XDHZZ	72582	5123438	..COVER ASSEMBLY END.....	1
53	KBHZZ	72582	5126499	..GASKET	1
54	PAHZZ	72582	186649	..BOLT, MACHINE REAR BLOWER DRIVE	6
				COUPLING	
55	XDHZZ	96906	MS35338-45	..WASHER, LOCK	6
56	PAHZZ	72582	5150349	..RETAINER, PACKING REAR BLOWER.....	1
57	PAHZZ	72582	5103377	..COUPLING ASSEMBLY, B	1
58	XDHZZ	72582	5150348	..CAM, BLOWER DRIVE	1
59	PAHZZ	72582	5196314	..PACK KIT, SPRING, BLO	1
60	XDHZZ	72582	5150346	..SEAT, BLOWER DRIVE	4
61	XDHZZ	72582	5150345	..SUPPORT, COUPLING SP	1
62	PAHZZ	72582	5148253	..SHAFT, BLOWER DRIVE	2
63	PAHZZ	72582	5154637	..RING, RETAINING	1
64	PAHZZ	96906	MS51096-359	..SCREW, CAP, HEXAGON H	2
65	KBHZZ	96906	MS15795-513	..WASHER, FLAT PART OF KIT P/N 5196386.....	2
66	PAHZZ	72582	5122937	, BOLT, SHOULDER.....	6
67	PAHZZ	96906	MS35338-46	..WASHER, LOCK.....	6
68	XDHZZ	72582	5122915	..GASKET.....	2
69	PAHZZ	72582	5122914	..HUB, BLOWER DRIVE GE	1
70	PAHZZ	72582	5117127	..NUT, PLAIN, HEXAGON.....	1
71	PAHZZ	72582	5117720	..WASHER, KEY.....	1
72	PAHZZ	72582	5117704	..BEARING, WASHER , THRU.....	1
73	PAHZZ	72582	5117700	..BEARING, WASHER, THRU.....	2
74	PAHZZ	72582	5109602	..GEAR, HELICAL	1
75	PAHZZ	72582	5120501	..BEARING, SLEEVE.....	1
76	XDCZZ	72582	5117722	..SUPPORT ASSEMBLY SUPPORT PRCMT.....	1

SECTION II			TM 55-1905-219-34P-1		
(1)	(2)	(3)	(4)	(5)	(6)
ITEM NO	SMR CODE	CAGEC	PART NUMBER	DESCRIPTION AND USABLE ON CODES(UOC)	QTY
				ONLY W/ASSY	
77	XDHZZ	72582	141126	..PIN DOWEL 5/32 X	2
78	PAHZZ	73342	274889	..PIN, SPRING	1
79	KBHZZ	72582	5117116	..GASKET BLOWER DRIVE PART OF SET.....	1
	PCCZZ	72582	5196386	P/N 5196375 PART OF KIT P/N 5196386. PARTS KIT, DIESEL EN	1
				ADAPTOR BLOWER (1) 12-46	
				CLAMP, HOSE (2) 12-47	
				GASKET BLOWER (2) 12-10	
				GASKET BLOWER DRIVE (1) 12-79	
				HOSE BLOWER DRIVE (1) 12-45	
				SCREEN BLOWER (2) 12-9	
				WASHER, FLAT (2) 12-65	

END OF FIGURE

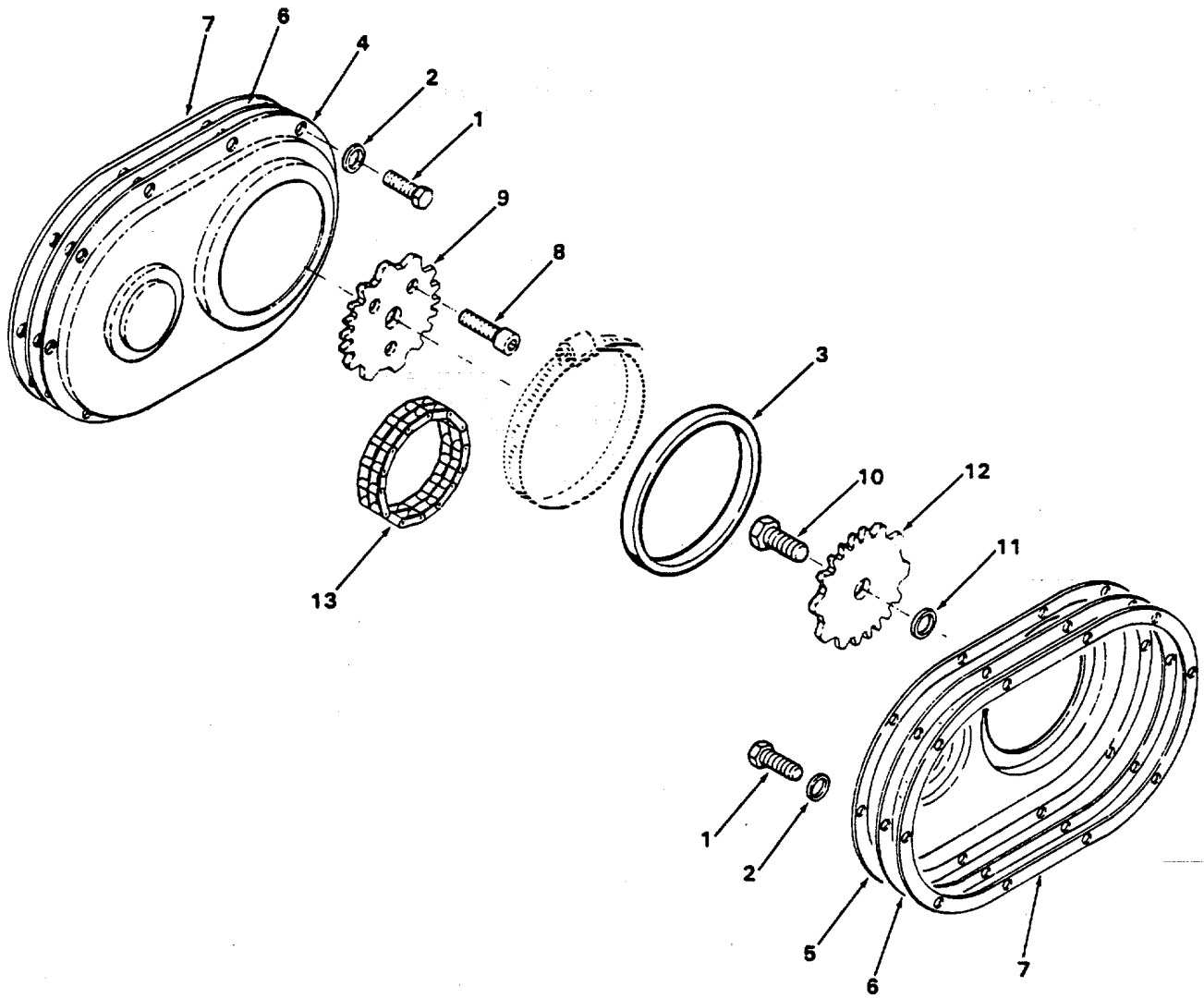


Figure 13. Blower Coupling.

SECTION II

TM 55-1905-219-34P-1

(1) ITEM NO	(2) SMR CODE	(3) CAGEC	(4) PART NUMBER	(5) DESCRIPTION AND USABLE ON CODES(UOC)	(6) QTY
GROUP 01 PROPULSION SYSTEM					
FIG.13 BLOWER COUPLING					
	XDHZZ	72582	5196762	.COVER KIT BLOWER REAR OF FRONT	1
				BLOWER AND FRONT OF REAR BLOWER.....	
1	PACZZ	72582	186643	..BOLT, MACHINE 5/16-18X2-1/16 CAD	16
				PLATED.....	
2	PACZZ	72582	5159714	..WASHER, FLAT.....	16
3	KBHZZ	72582	5100901	..PACKING, PREFORMED.....	1
4	XDHZZ	72582	5123445	..COVER END PLATE	1
5	XDHZZ	72582	5123450	..COVER END PLATE	1
6	XDHZZ	72582	5123849	..PLATE REINFORCEMENT	2
7	KBHZZ	72582	5126499	..GASKET	2
8	PAHZZ	96906	MS16998-74	.SCREW, CAP, SOCKET HE	3
9	PAHZZ	72582	5117092	.SPROCKET, BLOWER	1
10	PAHZZ	96906	MS16998-96	.SCREW, CAP, SOCKET HE	1
11	XDHZZ	72582	5117082	.WASHER, FLAT	1
12	PAHZZ	72582	5117090	.SPROCKET WHEEL	1
13	PAHZZ	72582	5117091	.CHAIN, SILENT	1

END OF FIGURE

2
3 THRU 24

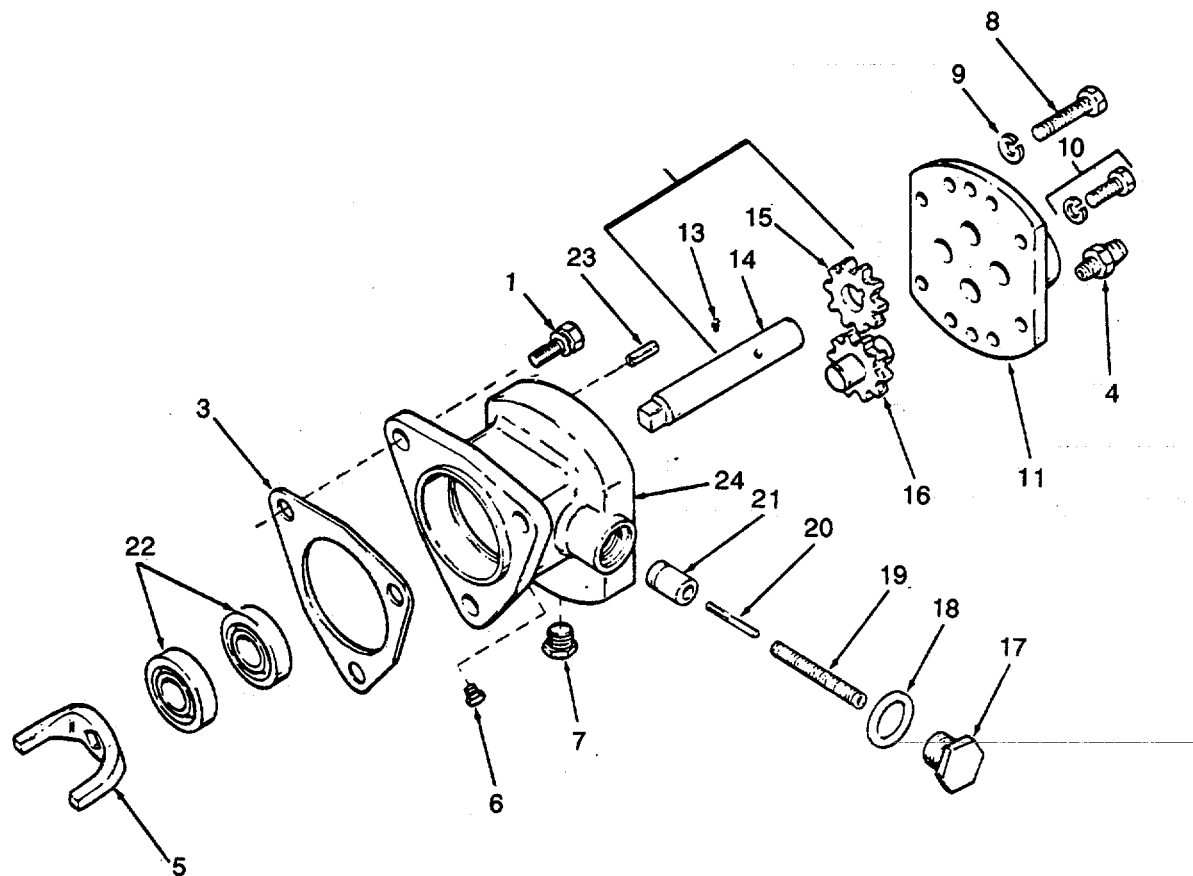


Figure 14. Fuel Pump.

SECTION II TM 55-1905-219-34P-1

(1) ITEM NO	(2) SMR CODE	(3) CAGEC	(4) PART NUMBER	(5) DESCRIPTION AND USABLE ON CODES(UOC)	(6) QTY
GROUP 01 PROPULSION SYSTEM					
FIG.14 FUEL PUMP					
1	PACZZ	24617	5118219	..BOLT, ASSEMBLED WASH	3
2	PACFZ	72582	5199735	..PUMP ASSEMBLY, FUEL	1
3	KFCZZ	72582	5150193	..GASKET PART OF KIT P/N 5196375	1
4	KFCZZ	96906	MS39232-2	..REDUCER, PIPE.....	1
5	XDCZZ	72582	5102257	..HANDLE, VALVE STEM.....	1
6	KFCZZ	96906	MS20913-1S	..PLUG, PIPE PART OF KIT P/N 5196938.	2
7	KFCZZ	96906	MS20913-3S	..COUPLING HALF, QUICK PART OF KIT	1
8	XDCZZ	96906	MS90725-13	..SCREW CAP HEX HEAD	4
9	PACZZ	96906	MS35338-44	..WASHER, LOCK	4
10	PACZZ	72582	3719219	..BOLT, MACHINE INCLUDES LOCKWASHER....	4
11	XDCZZ	72582	5100301	..COVER FUEL PUMP	1
12	KFCZZ	72582	5146705	..GEAR, SPUR PART OF KIT P/N 5196938.	1
13	KFCZZ	72582	147481	...BALL 1/8 INCH STEEL FUEL PUMP	1
14	KFCZZ	72582	5178700	DRIVE GEAR PART OF KIT P/N 5196938.	1
15	KFCZZ	72582	5128217	... SHAFT, STRAIGHT PART OF KIT P/N	1
16	KFCZZ	72582	5100313	5196938	1
17	XDCZZ	72582	5174971	..GEAR, SPUR PART OF KIT P/N 5196938	1
18	KFCZZ	72582	5161003	...GEAR, SPUR INCLUDES GEAR PART OF	1
19	KFCZZ	72582	5184530	KIT P/N 5196938	1
20	KFCZZ	96906	MS16556-838	..PLUG, MACHINE THREAD.....	1
21	KFCZZ	72582	5174973	..GASKET PART OF SET P/N 5196375	1
22	KFCZZ	72582	5230007	..PART OF KIT P/N 5196938.....	1
23	PACZZ	72582	141195	..SPRING, HELICAL, COMP PART OF KIT.....	1
24	XDCZZ	72582	5146339	P/N 5196938	1
	XDCZZ	72582	5196938	..PIN, STRAIGHT, HEADLE FUEL PUMP	1
				VALVE 5/32X1 INCH PART OF KIT P/N.....	1
				5196938.....	1
				..VALVE, RELIEF PART OF KIT P/N.....	1
				5196938.....	1
				..SEAL, PLAIN ENCASED PART OF KIT P/N.....	2
				5196938	2
				..PIN, STRAIGHT, HEADLE	2
				..BODY FUEL PUMP	1
				PARTS KIT, ENGINE FU	1
				BALL 1/8 INCH STEEL (1) 14-13	
				COUPLING HALF, QUICK (1) 14-7	
				GASKET (1) 14-18	
				GEAR, SPUR (1) 14-12	
				GEAR, SPUR (1) 14-15	
				GEAR, SPUR (1) 14-16	
				PIN, STRAIGHT, HEADLE (1) 14-20	
				PLUG, PIPE (2) 14-6	
				SEAL, PLAIN ENCASED (2) 14-22	
				SHAFT, STRAIGHT (1) 14-14	
				SPRING, HELICAL, COMP (1) 14-19	
				VALVE, RELIEF (1) 14-21	

END OF FIGURE

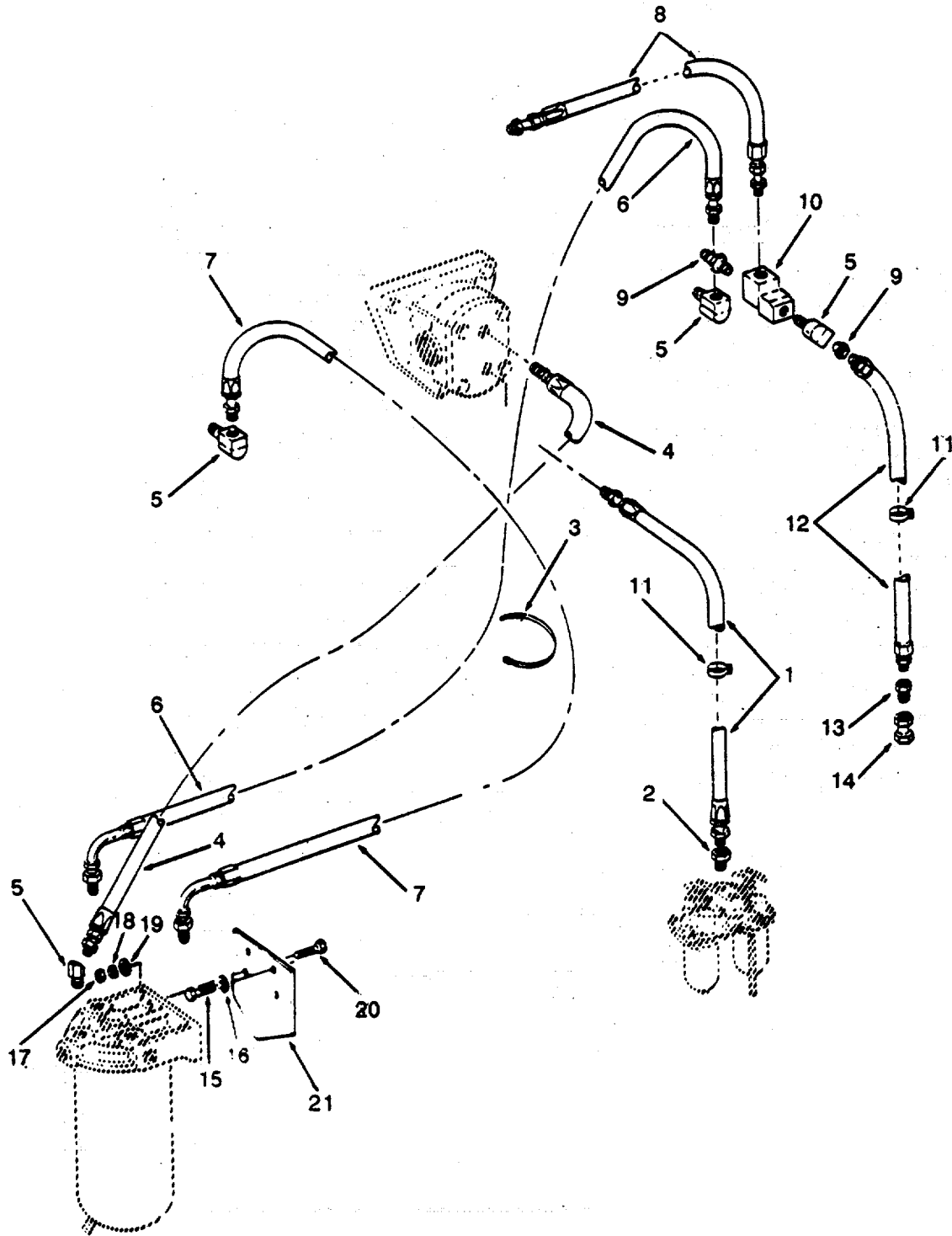


Figure 15. Fuel Lines.

SECTION II

TM 55-1905-219-34P-1

(1) ITEM NO	(2) SMR CODE	(3) CAGEC	(4) PART NUMBER	(5) DESCRIPTION AND USABLE ON CODES(UOC)	(6) QTY
GROUP 01 PROPULSION SYSTEM					
FIG.15 FUEL LINES					
1	PACZZ	72582	5126739	.HOSE ASSEMBLY, NONME FUEL PUMP	1
2	XDCZZ	72582	442323	INLET	1
3	XDCZZ	72582	5114551	.CONNECTOR FILTER TO CYLINDER HEAD.....	1
4	PACZZ	72582	5130696	HOSE	1
5	PACZZ	72582	9432249	.TAG CASLE FUEL DRAIN CROSSOVER	1
6	PACZZ	72582	5137958	HOSE	1
7	PACZZ	98441	213R6IS6IS6-27-1	.HOSE ASSEMBLY, NONME PUMP TO FILTER..	1
8	XDCZZ	72582	5132273	.ELBOW, PIPE TO TU BE.....	4
9	PACZZ	96906	MS39232-2	.HOSE ASSEMBLY, NONME FILTER TO	1
10	XDCZZ	72582	442348	CYLINDER HEAD (RIGHT BANK)
11	XDCZZ	72582	2488022	.HOSE ASSEMBLY;NONME FILTER TO	1
12	XDCZZ	72582	5131831	CYLINDER HEAD (LEFT BANK).....	1
13	XDCZZ	72582	187395	.HOSE ASSEMBLY	1
14	PACZZ	72582	444000	.REDUCER, PIPE.....	2
15	XDCZZ	96906	MS90728-60	.TEE 3/8 INCH TUBE FILTER TO.....	1
16	PACZZ	96906	MS35338-46	CYLINDER HEAD HOSE	3
17	PACZZ	96906	MS51967-11	.CLAMP, LOOP FUEL DRAIN HOSE	1
18	PACZZ	96906	MS35338-47	.HOSE ASSEMBLY FUEL	1
19	XDCZZ	72582	120395	.COUPLING 1/4 INCH FUEL DRAIN HOSE.	1
20	PACZZ	72582	180150	.COUPLING, PIPE FUEL DRAIN HOSE	1
21	XDCZZ	72582	5138075	.SCREW, CAP, HEXAGON H	2
				.WASHER, LOCK	2
				.NUT, PLAIN, HEXAGON	4
				.WASHER, LOCK	4
				.WASHER FLAT	4
				.SCREW, CAP, HEXAGON H	4
				.BRACKET FUEL FILTER	1

END OF FIGURE

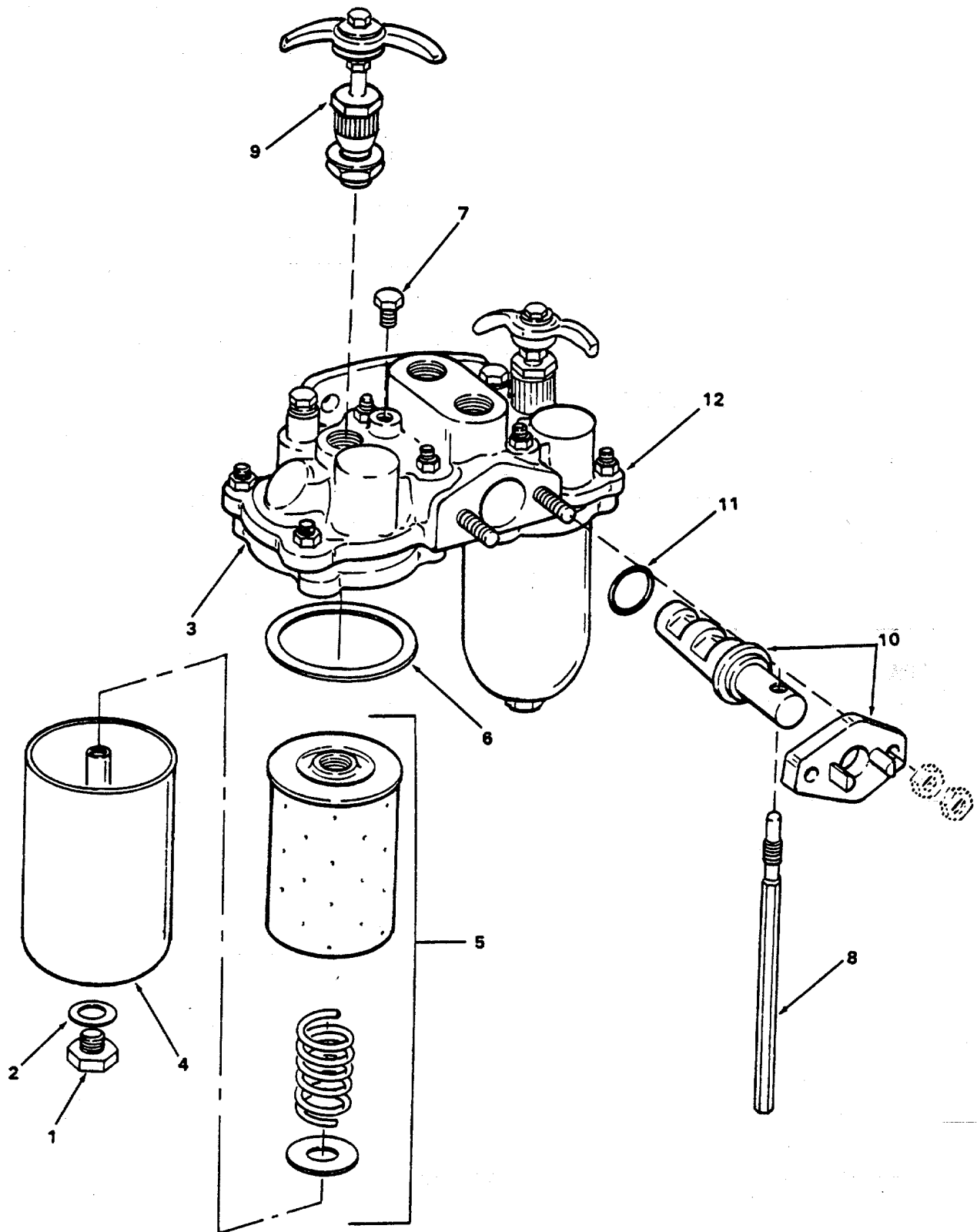


Figure 16. Fuel Strainer.

SECTION II

TM 55-1905-219-34P-1

(1) ITEM NO	(2) SMR CODE	(3) CAGEC	(4) PART NUMBER	(5) DESCRIPTION AND USABLE ON CODES(UOC)	(6) QTY
GROUP 01 PROPULSION SYSTEM					
FIG.16 FUEL STRAINER					
	XDCZZ	72582	5113928	.FILTER, FLUID	1
1	XDCZZ	72582	5196640	..PLUG, DRAIN	2
2	PCCZZ	35311	SD3246	..GASKET	2
3	XDCZZ	72582	5193698	..RING, CLAMPING, STRAI	2
4	XDCZZ	72582	5193697	..SHELL FUEL STRAINER	2
5	PACZZ	72582	5196634	..FILTER ELEMENT, FLUI	2
6	PCCZZ	72582	5193704	..GASKET	2
7	PACZZ	96906	MS20913-4S	..PLUG, PIPE	1
8	XDCZZ	72582	5193707	..HANDLE FLOW CONTROL FUEL STRAINER ...	1
9	XDCZZ	72582	5193708	..HANDLE, FILTER COVER	2
10	XDCZZ	72582	5193702	..FILTER ELEMENT, FLUI INCLUDES	1
				COVER	
11	XDCZZ	72582	3230393	..PACKING MATERIAL	1
12	XDCZZ	72582	519'638	..COVER FUEL STRAINER.....	1

END OF FIGURE

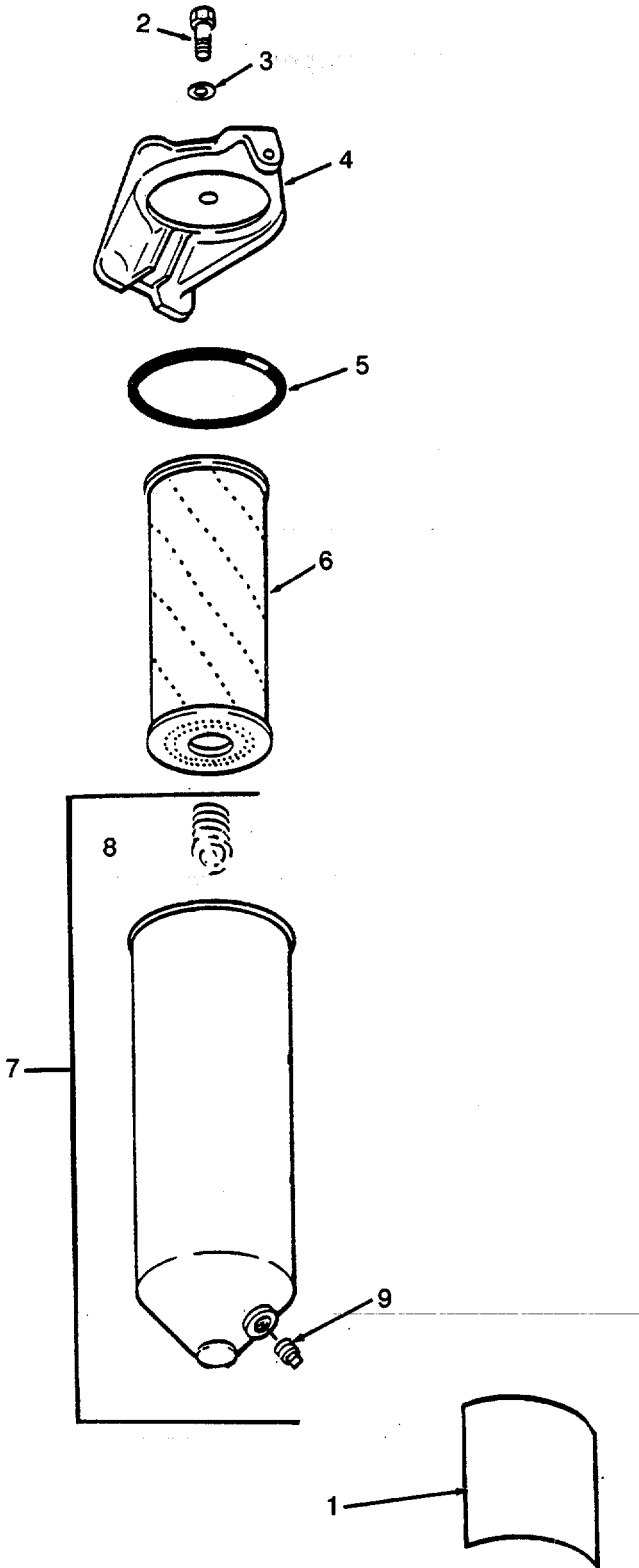


Figure 17. Fuel Filter.

SECTION II

TM 55-1905-219-34P-1

(1) ITEM NO	(2) SMR CODE	(3) CAGEC	(4) PART NUMBER	(5) DESCRIPTION AND USABLE ON CODES(UOC)	(6) QTY
GROUP 01 PROPULSION SYSTEM					
FIG.17 FUEL FILTER					
	XDCZZ	72582	6436957	.FILTER ASSEMBLY.....	1
1	XDCZZ	72582	6436432	..DECAL FUEL FILTER	1
2	PACZZ	72582	6436418	..SCREW	1
3	PCCZZ	70040	6435794	..GASKET	1
4	XDCZZ	72582	6436417	..COVER FUEL FILTER	1
5	PCCZZ	72582	5571024	..GASKET	1
6	PACZZ	70040	6436719	..FILTER ELEMENT, FLUI	1
7	XDCZZ	72582	6436420	..SHELL ASSEMBLY SHELL PROCURABLE.....	1
				ONLY WITH ASSEMBLY	
8	XDCZZ	72582	6436424	...SPRING FUEL FILTER	1
9	PACZZ	96906	MS20913-2S	...PLUG, PIPE	1

END OF FIGURE

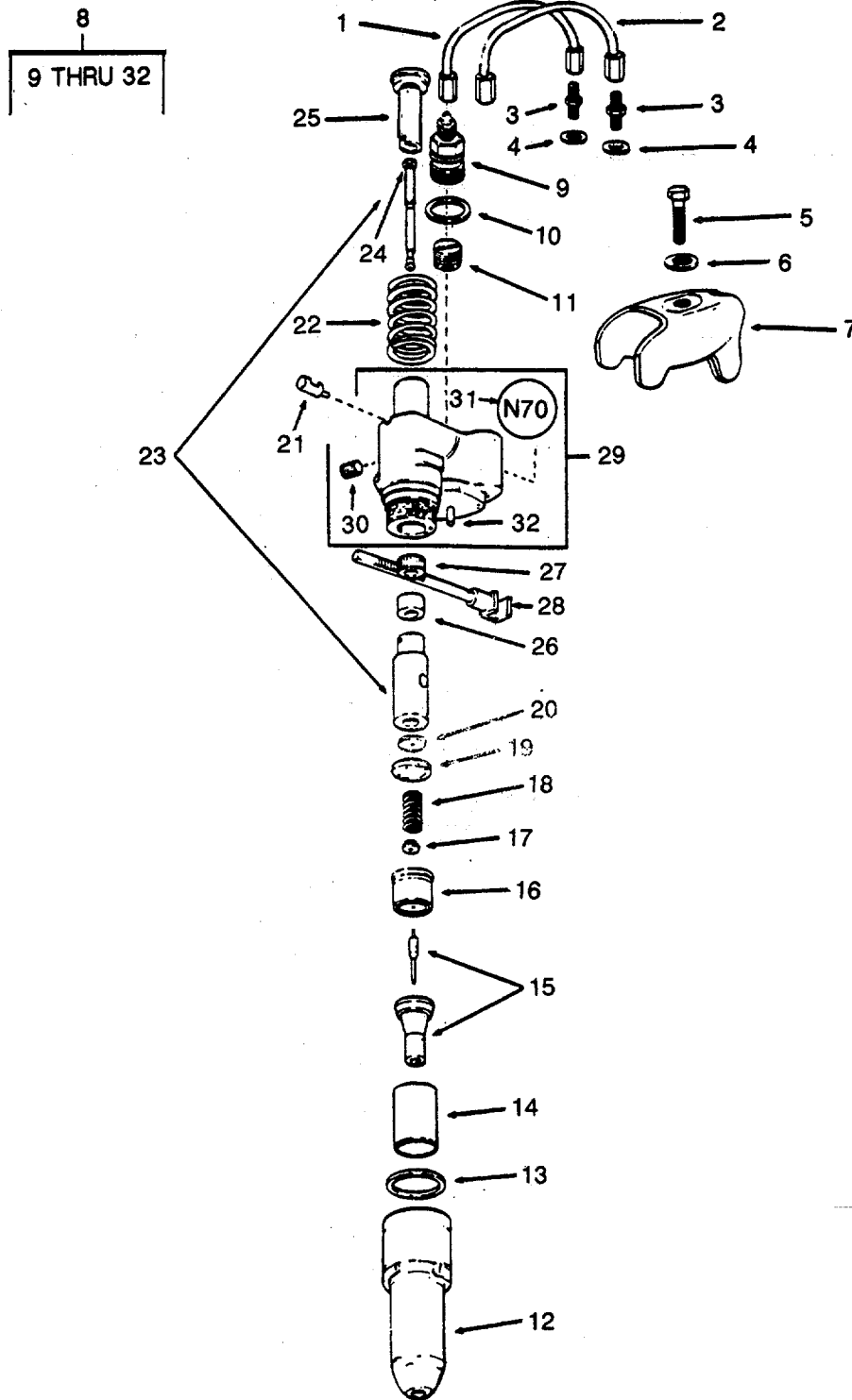


Figure 18. Fuel Injectors.

SECTION II

TM 55-1905-219-34P-1

(1) ITEM NO	(2) SMR CODE	(3) CAGEC	(4) PART NUMBER	(5) DESCRIPTION AND USABLE ON CODES(UOC)	(6) QTY
GROUP 01 PROPULSION SYSTEM					
FIG.18 FUEL INJECTORS					
1	PACZZ	72582	5111527	.TUBE ASSEMBLY, METAL	12
2	PACZZ	72582	5111526	.TUBE ASSEMBLY, METAL	12
3	PACZZ	72582	5117369	.ADAPTER, STRAIGHT, TU	24
4	PACZZ	88044	AN960-716	.WASHER, FLAT	24
5	PACZZ	96906	MS90725-66	. SCREW, CAP, HEXAGON H	12
6	PACZZ	18954	K-5150250	*.WASHER, CONVEX	12
7	PACZZ	72582	5121259	.CLAMP, FUEL INJECTOR	12
8	PACHH	72582	5228770	.NOZZLE, FUEL INJECTI	12
9	PAHZZ	72582	5228588	..ADAPTER, STRAIGHT	2
10	KFHZZ	72582	5226186	..SPACER, RING PART OF KIT P/N.....	2
11	KFHZZ	72582	5228587	5228701 PART OF KIT P/N 5196375....	
				..FILTER ELEMENT, FLUI PART OF KIT	1
				P/N 5228701.....	
12	PAHZZ	72582	5228601	.NUT, INJECTOR, VALVE	1
13	KFHZZ	72582	5229167	..PACKING, PREFORMED PART OF KIT P/N	1
				5228701	
14	PAHZZ	72582	5228109	..SPACER, SLEEVE	1
15	PAHZZ	72582	5229192	..SPRAY TIP, NOZZLE, FU	1
16	XBHZZ	72582	5228696	..GAGE, VALVE INJECTOR	1
17	KFHZZ	72582	5228766	..SEAT, HELICAL COMPRE PART OF KIT	1
				P/N 5228769	
18	KFHZZ	72582	5228596	..SPRING, HELICAL, COMP PART OF KIT.....	1
				P/N 5228769	
19	PAHZZ	72582	5228594	..SEAT, HELICAL COMPRE.....	1
20	XBHZZ	72582	5228694	..VALVE INJECTOR	1
21	PAHZZ	72582	5228608	..PIN, STOP, FUEL INJEC	1
22	XBHZZ	72582	5228739	..SPRING, HELICAL, COMP	1
23	PAHZZ	71934	5228682	..PLUNGER, BUSHING ASS PLUNGER AND.....	1
				BUSHING CAN NOT BE PROCURED SEPARATELY	
24	PAHZZ	72582	5226393	...PIN, STRAIGHT, HEADLE	1
25	PAHZZ	72582	5228104	..GUIDE, FOLLOWER	1
26	PAHZZ	72582	5228586	..SPACER, , LEEVE	1
27	XBHZZ	72582	5226400	..GEAR;SPUR	1
28	PAHZZ	72582	5226719	..RACK, INJECTOR	1
29	PAHHZ	72582	5228583	..BODY ASSEMBLY, FUEL BODY.....	1
				PROCURABLE ONLY WITH ASSEMBLY.	
30	PAHZZ	72582	5226912	...PIN, STRAIGHT, HEADLE	2
31	XBHZZ	72582	5228782	...TAG NUMBER N 70	1
32	PAHZZ	72582	5226416	..PIN, STRAIGHT, HEADLE	1
	PAHZZ	72582	5228769	PARTS KIT, FUEL INJE	1
				SEAT, HELICAL COMPRE (1) 18-17	
				SPRING, HELICAL, COMP (1) 18-18	
	PAHZZ	72582	5229649	PARTS KIT, FUEL INJE	1

END OF FIGURE

SECTION II

TM 55-1905-219-34P-1

(1) ITEM NO	(2) SMR CODE	(3) CAGEC	(4) PART NUMBER	(5) DESCRIPTION AND USABLE ON CODES(UOC)	(6) QTY
GROUP 01 PROPULSION SYSTEM					
FIG.19 DUAL OIL FILTER					
1	XDCZZ	72582	5120740	.BOLT, SHOULDER	2
2	PCCZZ	72582	5187310	.PACKING, PREFORMED PART OF KIT P/N	2
				5196375	
3	PACZZ	96906	MS35802-3	.FILTER ELEMENT , FLUI	2
4	PCCZZ	72582	5571024	.GASKET	2
5	PACZZ	96906	MS51968-20	.NUT, PLAIN, HEXAGON	2
6	XDCZZ	72582	5187309	.RETAINER, PACKING	2
7	PACZZ	55102	B-9216	.ROLLER	2
8	PCCZZ	72582	6437298	.GASKET SET PART OF KIT P/N 5196375.....	2
9	XDCZZ	72582	5187308	.SPRING, HELICAL, COMP	2
10	XDCZZ	72582	5574008	.COVER, FLUID FILTER	2
11	PACZZ	72582	5570480	.VALVE, PLUG	2
12	XDCZZ	72582	5126686	.PLUG, MACHINE THREAD	1
13	PCCZZ	72582	5575086	.GASKET	1
14	XDCZZ	72582	5133594	.SPRING, HELICAL, COMP	1
15	XDCZZ	72582	5133431	.DISK, VALVE	1
16	PACZZ	96906	MS20913-3S	.COUPLING HALF, QUICK	1
17	PACZZ	96906	MS20913-8S	.PLUG, PIPE	2
18	PACZZ	96906	MS90728-87	.SCREW, CAP, HEXAGON H	7
19	PACZZ	96906	MS35338-47	.WASHER, LOCK	7
20	XDCZZ	72582	5124493	.COVER OIL FILTER	1
21	PCCZZ	72582	5117575	.GASKET PART OF KIT P/N 5196375	1
22	XDCZZ	72582	5123742	.ADAPTOR OIL FILTER	1
23	PCCZZ	72582	5189604	.GASKET PART OF KIT P/N 5196375	3
24	PACZZ	72582	5117575	.GASKET PART OF KIT P/N 5196375	1

END OF FIGURE

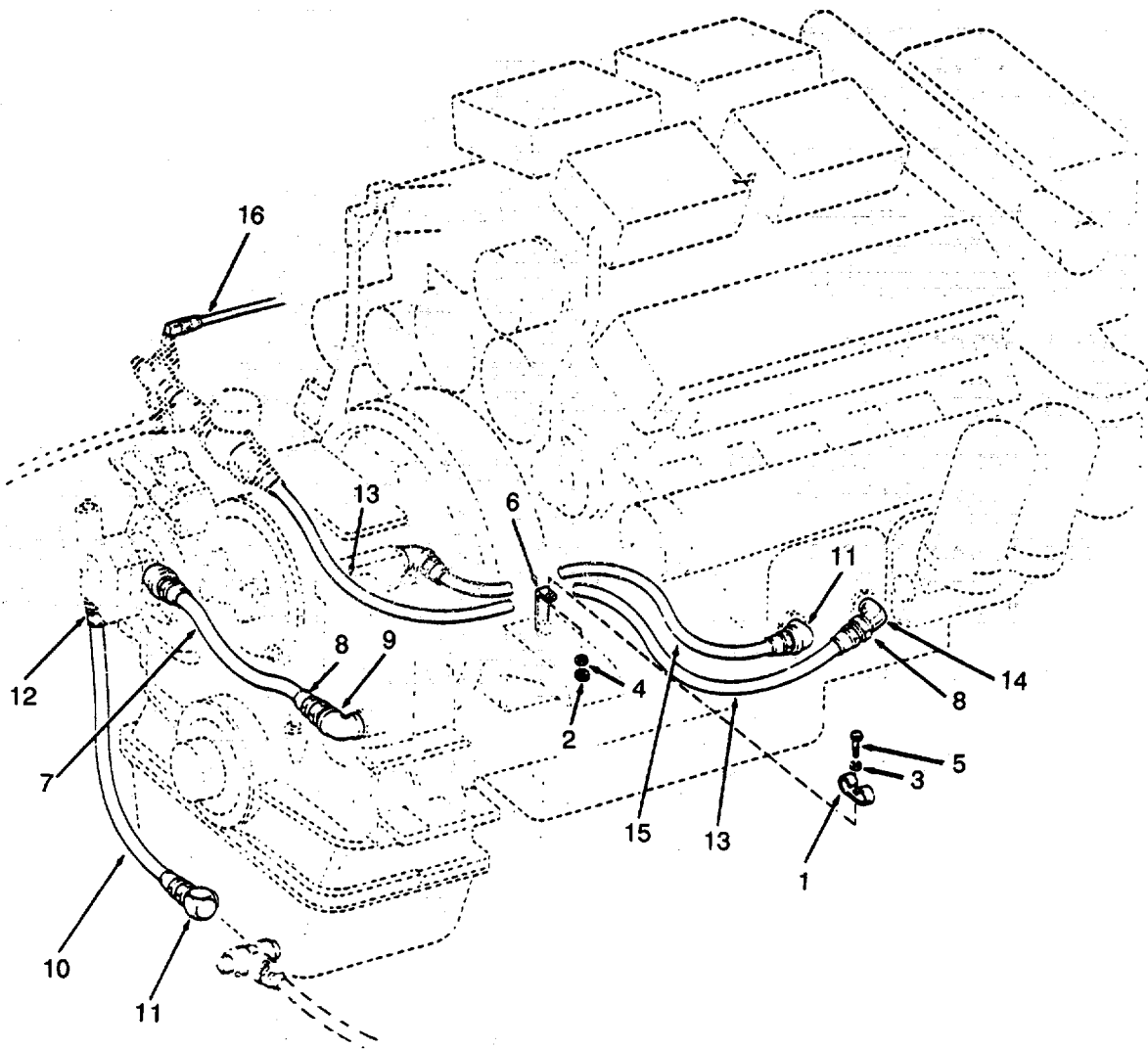


Figure 20. Marine Gear Oil Cooler Lines.

SECTION II

TM 55-1905-219-34P-1

(1) ITEM NO	(2) SMR CODE	(3) CAGEC	(4) PART NUMBER	(5) DESCRIPTION AND USABLE ON CODES(UOC)	(6) QTY
GROUP 01 PROPULSION SYSTEM					
FIG.20 MARINE GEAR OIL COOLERLINES					
1	PACZZ	72582	2476233	.CLIP	1
2	PACZZ	96906	MS51968-8	.NUT, PLAIN, HEXAGON	1
3	PACZZ	96906	MS35338-46	.WASHER, LOCK	1
4	PACZZ	96906	MS27183-13	.WASHER, FLAT	1
5	PACZZ	96906	MS90726-60	.SCREW, CAP, HEXAGON H	1
6	XDCZZ	72582	5118394	.BRACKET OIL COOLER	1
7	PACZZ	72582	5145027	.HOSE MARINE GEAR HYDRAULIC PUMP	1
8	PACZZ	96906	MS51500A16-12	TO OIL FILTER	
				.ADAPTER, STRAIGHT, PI MARINE GEAR.....	2
				HYDRAULIC PUMP TO OIL FILTER HOSE	
9	XDCZZ	72582	2463035	.ELBOW, PIPE MARINE GEAR HYDRAULIC	1
				PUMP TO OIL FILTER HOSE.....	
10	PACZZ	72582	5144633	.HOSE ASSEMBLY, NONME MARINE GEAR.....	1
				TO OIL PRESSURE PUMP.....	
11	PACZZ	72582	9402867	.ELBOW, PIPE TO TUBE MARINE GEAR TO	2
				OIL PRESSURE PUMP HOSE.....	
12	PACZZ	72582	141621	.ELBOW, PIPE	1
13	PACZZ	72582	5144728	.HOSE, MARINE GEAR ½	1
				INCHES(TEFLON)	
14	XDCZZ	72582	2492119	.ELBOW 3/4INCH 90DEG MARINE GEAR.....	1
				OIL OUTLET HOSE	
15	XDCZZ	72582	5144635	.HOSE, NONMETALLIC MARINE GEAR OIL.....	1
				FILTER TO COOLER	
16	PACZZ	72582	5144634	.HOSE ASSEMBLY, NONME OIL PRESSURE	1
				GAGE	

END OF FIGURE

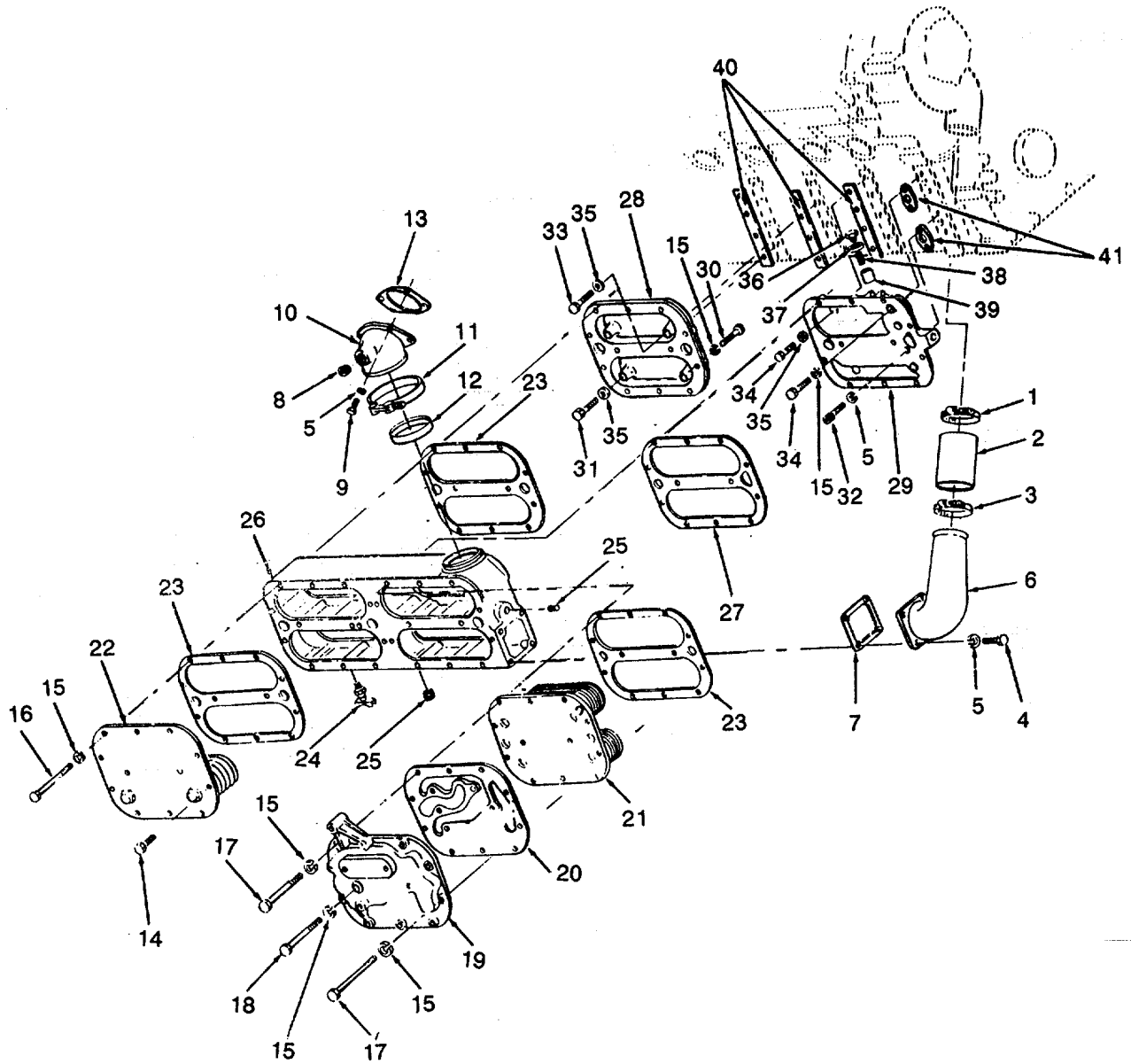


Figure 21. Oil Cooler.

SECTION II

TM 551905-219-34P-1

(1) ITEM NO	(2) SMR CODE	(3) CAGEC	(4) PART NUMBER	(5) DESCRIPTION AND USABLE ON CODES(UOC)	(6) QTY
GROUP 01 PROPULSION SYSTEM					
FIG. 21 OIL COOLER					
1	PACZZ	72582	9139809	.CLAMP,HOSE	1
2	PACZZ	72582	5147744	.HOSE,NONMETALLIC OIL COOLER WATER INLET	1
3	XDCZZ	88044	AN737RM91	.CLAMP,HOSE PART OF KIT P/N 5196375.....	1
4	XDCZZ	96906	MS90725-61	.SCREW CAP HEX HEAD	4
5	PACZZ	96906	MS35338-46	.WASHER,LOCK	17
6	PACZZ	72582	5122422	.ELBOW,FLANGE TO HOS	1
7	PACZZ	72582	5117317	.GASKET PART OF KIT P/N 5196375	1
8	XDCZZ	96906	MS49005-10	.PLUG PIPE OIL COOLER WATER OUTLET ELBOW	1
9	PACZZ	96906	MS18154-60	.SCREW,CAP,HEXAGON H	4
	PACZZ	72582	5129834	.ELBOW,OIL COOLER	1
11	PACZZ	72582	5143999	.CLAMP,HOSE.....	1
12	PACZZ	72582	5102098	.SEAL OIL COOLER WATER OUTLET HOSE	1
13	PACZZ	72582	5117254	.GASKET PART OF KIT P/N 5196375	1
14	PACZZ	96906	MS90725-34	.BOLT,MACHINE	1
15	XDCZZ	96906	MS35338-45	.WASHER,LOCK	25
16	XDCZZ	96906	MS90725-51	.BOLT,MACHINE	11
17	PACZZ	96906	MS90725-52	.BOLT,MACHINE	9
18	XDCZZ	72582	455971	.BOLT,MACHINE	3
19	PACZZ	72582	5117553	.COVER,OIL COOLER	1
20	PACZZ	72582	5124085	.GASKET PART OF KIT P/N 5196375	1
21	PACZZ	72582	8539503	.CORE ASSEMBLY,OIL C.....	1
22	PACZZ	72582	8534711	.CORE ASSEMBLY,OIL C.....	1
23	PACZZ	72582	5117404	.GASKET PART OF KIT P/N 5196375	3
24	XDCZZ	72582	103647	.COCK,DRAIN.....	1
25	PACZZ	96906	MS20913-6S	.PLUG,PIPE OIL COOLER HOUSING	2
26	XDCZZ	72582	5116863	.HOUSING OIL COOLER	1
27	PACZZ	72582	5117280	.GASKET PART OF KIT P/N 5196375	1
28	XDCZZ	72582	5117057	.ADAPTOR REAR OIL.....	1
29	XDCZZ	72582	5126257	.ADAPTOR REAR OIL.....	1
30	PACZZ	96906	MS90725-36	.BOL T,MACHINE	1
31	XDCZZ	96906	MS90725-45	.SCREW CAP HEX HEAD	1
32	PACZZ	96906	MS35307-364	.SCREW,CAP,HEXAGON H	1
33	PACZZ	96906	MS90728-64	.SCREW,CAP,HEXAGON H	3
34	PACZZ	24617	180127	.SCREW,CAP,HEXAGON H	5
35	PACZZ	96906	MS27183-13	.WASHER,FLAT	9
36	PACZZ	72582	5177772	.PLUG,MACHINE THREAD.....	1
37	PACZZ	15434	60598	.WASHER,FLAT PART OF KIT P/N 5196375.....	1
38	XDCZZ	72582	5177778	.SPRING, HEL ICAL,COMP	1
39	PACZZ	72582	5177777	.VALVE,OIL PRESSURE.....	1
40	PACZZ	72582	5126280	.SHIM	3
41	PCCZZ	72582	5117535	.GASKET PART OF KIT P/N 5196375	2

END OF FIGURE

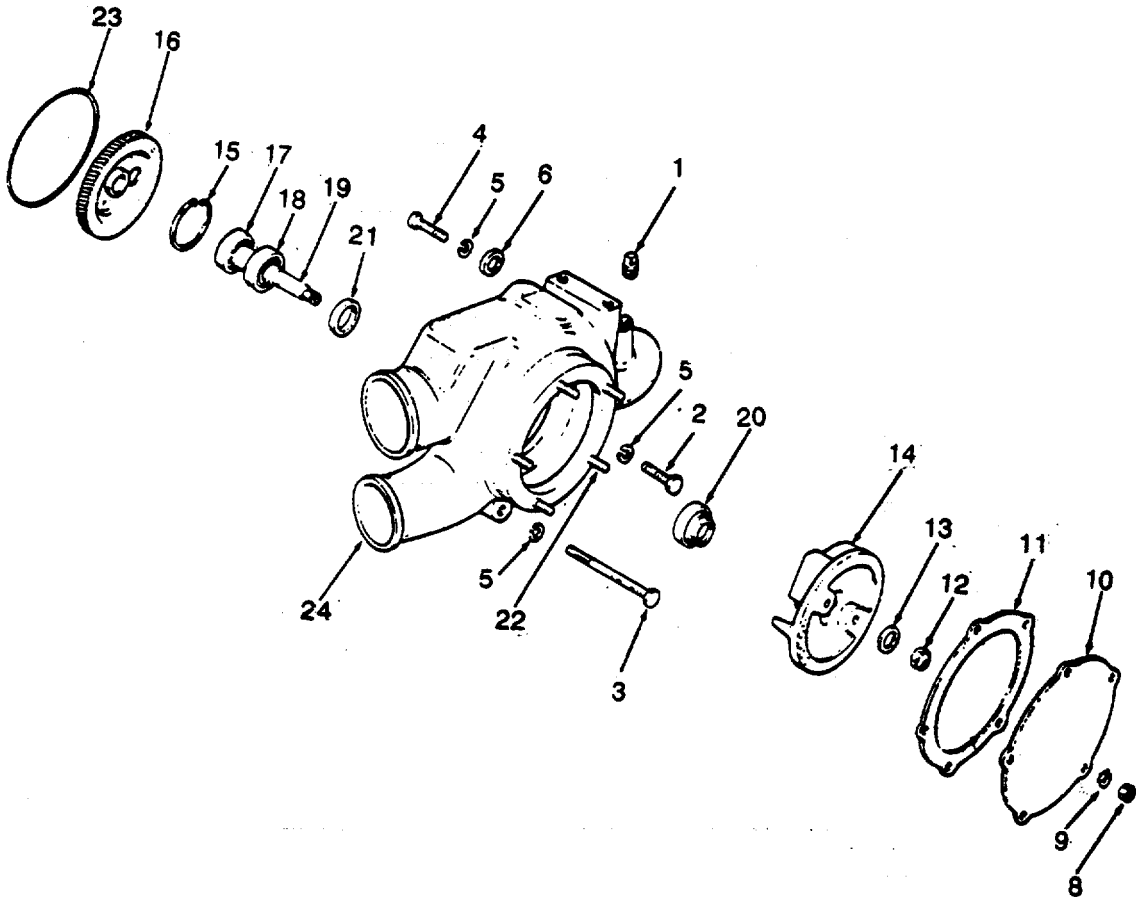
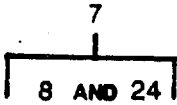


Figure 22. Raw Water Pump.

SECTION II

TM-55-1905-219-34P-1

(1) ITEM NO	(2) SMR CODE	(3) CAGEC	(4) PART NUMBER	(5) DESCRIPTION AND USABLE ON CODES(UOC)	(6) QTY
GROUP 1 PROPULSION SYSTEM					
FIG. 22 RAW WATER PUMP					
1	PACZZ	96906	MS20913-4S	.PLUG,PIPE.....	1
2	PACZZ	96906	MS90725-89	.SCREW,CAP,HEXAGON H	1
3	PACZZ	96906	MS90725-103	.SCREW,CAP,HEXAGON H	1
4	PACZZ	72582	187425	.BOLT HEX HEAD	1
5	PACZZ	96906	MS35338-47	.WASHER,LOCK	3
6	PACZZ	96906	MS27183-15	.WASHER,FLAT	1
7	PACFZ	72582	5149323	.PUMP,COOLING SYSTEM	1
8	PACZZ	96906	MS51968-5	..NUT,PLAIN,HEXAGON	5
9	XDCZZ	96906	MS35338-45	..WASHER,LOCK	5
10	XDCZZ	72582	5117961	..COVER FRESH WATER	1
11	KDCZZ	72582	5117976	..GASKET PART OF SET P/N 5196375.....	1
12	KDCZZ	96906	MS51922-30	PART OF KIT P/N 5198576.....	1
13	PACZZ	96906	MS15795-815	..NUT SELF-LOCKING PART OF KIT P/N.....	1
14	KDCZZ	72582	5131600	5198576	1
15	KDCZZ	72F82	274746	..WASHER,FLAT	1
16	KBCZZ	72582	5146254	..IMPELLER FRESH PART OF KIT P/N.....	1
17	KBCZZ	08162	304	5198576	1
18	KBCZZ	72582	903204	..RING LOCK PART OF KIT P/N 5198576.....	1
19	KDCZZ	72582	5123150	..GEAR,HELICAL PART OF KIT P/N.....	1
20	PACZZ	72582	8924297	5198576	1
21	XDCZZ	72582	5117983	..BEARING,BALL,ANNULA PART OF KIT	1
22	XDCZZ	72582	5131685	P/N 5198576.....	1
23	KDCZZ	72582	5117962	..BEARING,PLAIN,SELF- PART OF KIT	1
24	PACZZ	72582	5135455	P/N 5198576.....	1
	PACZZ	72582	5198576	..SHAFT,SHOULDERED PART OF KIT P/N.....	1
				5198576	1
				..SEAL,WATERPUMP	1
				..SEAL,PLAIN ENCASED PART OF KIT P/N.....	1
				5198576	1
				..STUD 5/16-18X1-1/16	5
				..PACKING,PREFORMED PART OF KIT P/N.....	1
				5198576	1
				..HOUSING,COOLANT PUM.....	1
				REPAIR KIT,PUMPING	1
				BEARING,BALL,ANNULA(1) 22-16	
				BEARING,PLAIN,SELF- (1) 22-17	
				GASKET (1) 22-10	
				GEAR,HELICAL (1) 22-15	
				IMPELLER FRESH (1) 22-13	
				NUT SELF-LOCKING (1) 22-11	
				PACKING,PREFORMED (1) 22-22	
				RING LOCK (1) 22-14	
				SEAL,PLAIN ENCASED (1) 22-20	
				SHAFT,SHOULDERED (1) 22-18	

END OF FIGURE

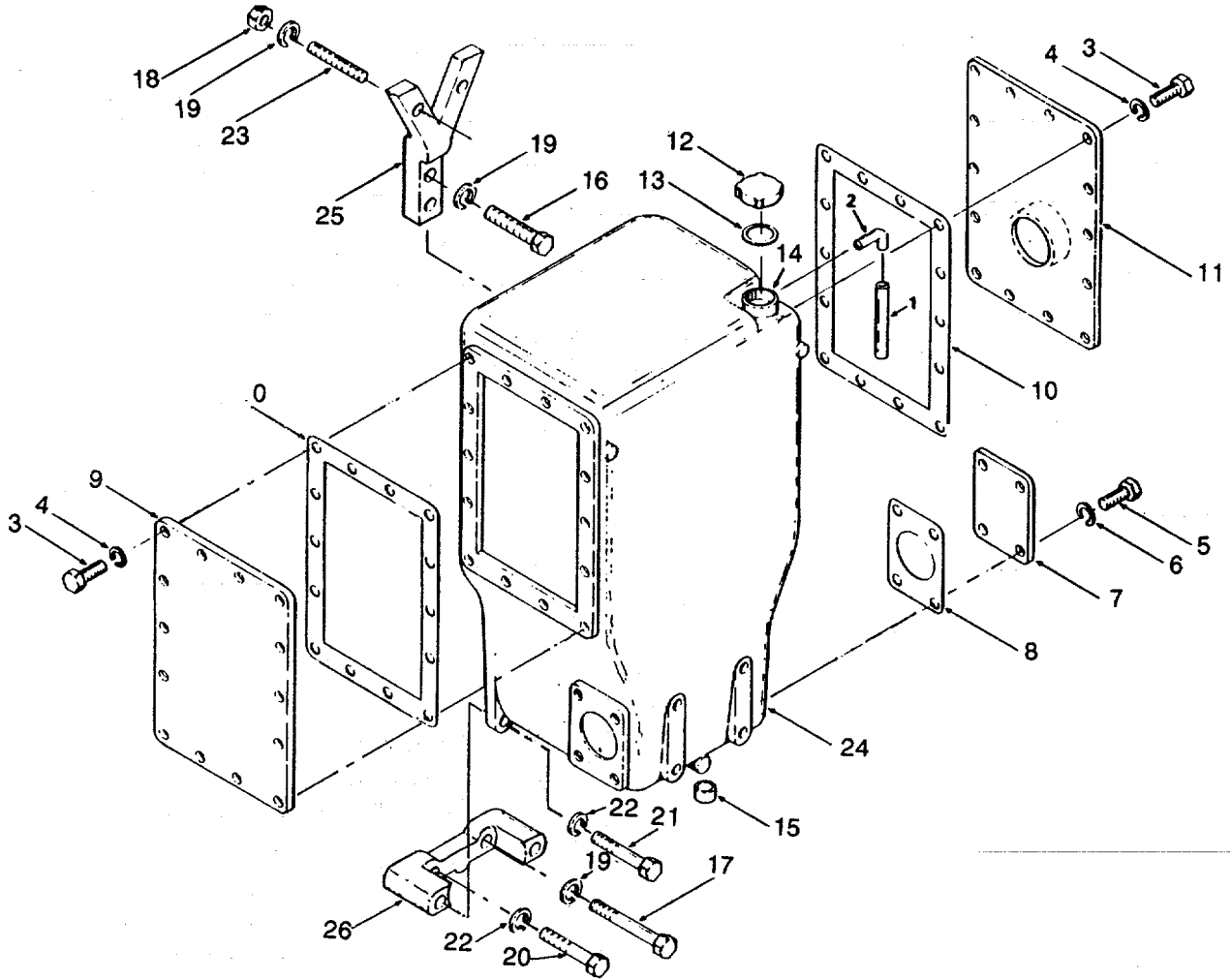


Figure 23. Expansion Tank.

SECTION II

TM 55-1905-219-34P-1

(1) ITEM NO	(2) SMR CODE	(3) CAGEC	(4) PART NUMBER	(5) DESCRIPTION AND USABLE ON CODES(UOC)	(6) QTY
GROUP 01 PROPULSION SYSTEM					
FIG. 23 EXPANSION TANK					
1	XDCZZ	72582	5158825	.TUBE ASSEMBLY,METAL	1
2	XDCZZ	96906	MS51879-5	.ELBOW,PIPE TO TUBE EXPANSION TANK	1
				OVERFLOW TUBE	
3	PACZZ	96906	MS90728-32	.BOLT,MACHINE	28
4	XDCZZ	96906	MS35338-45	.WASHER,LOCK	28
5	PACZZ	96906	MS18154-60	.SCREW,CAP,HEXAGON H	4
6	PACZZ	96906	MS35333-46	.WASHER,LOCK	4
7	XDCZZ	72582	5148336	.COVER HEAT	1
8	PCCZZ	72582	5122975	.GASKET PART OF KIT P/N 5196378	1
9	XDCZZ	72582	5117440	.COVER HEAT	1
10	PCCZZ	72582	5117406	.GASKET PART OF KIT P/N 5196378	2
11	XDCZZ	72582	5117442	.COVER HEAT	1
12	PACZZ	24617	850795	.CAP,FILLER OPENING	1
13	PCCZZ	72582	5118061	.GASKET PART OF KIT P/N 5196378	1
14	XDCZZ	72582	5118060	.FILLER NECK	1
15	PACZZ	72582	5117186	.PLUG,EXPANSION	2
16	PACZZ	96906	MS90725-117	.SCREW,CAP,HEXAGON H	2
17	XDCZZ	96906	MS90725-127	.SCREW CAP HEX HEAD	1
18	PACZZ	96906	MS51968-14	.NUT,PLAIN,HEXAGON	2
19	XDCZZ	96906	MS35338-48	.WASHER,LOCK	5
20	PACZZ	96906	MS90725-165	.SCREW,CAP,HEXAGON H	1
21	XDCZZ	96906	MS90725-172	.SCREW,CAP,HEXAGON H	2
22	XDCZZ	96906	MS35338-50	.WASHER,LOCK	3
23	PACZZ	72582	5125720	.STUD,PLAIN	2
24	PACFF	72582	5117713	.HOUSING,OIL COOLER	1
25	XDCZZ	72582	5131752	.BRACKET HEAT	1
26	XDCZZ	72582	5140559	.BRACKET HEAT	1
	PACZZ	72582	5196378	GASKET SET THIS KIT WHEN USED WITH	1
				KIT 5196375 PROVIDES GASKETS NECESSARY FOR COMPLETE ENGINE OVERHAUL	
				GASKET	(1) 23-8
				GASKET	(2) 23-10
				GASKET	(1) 23-13

END OF FIGURE

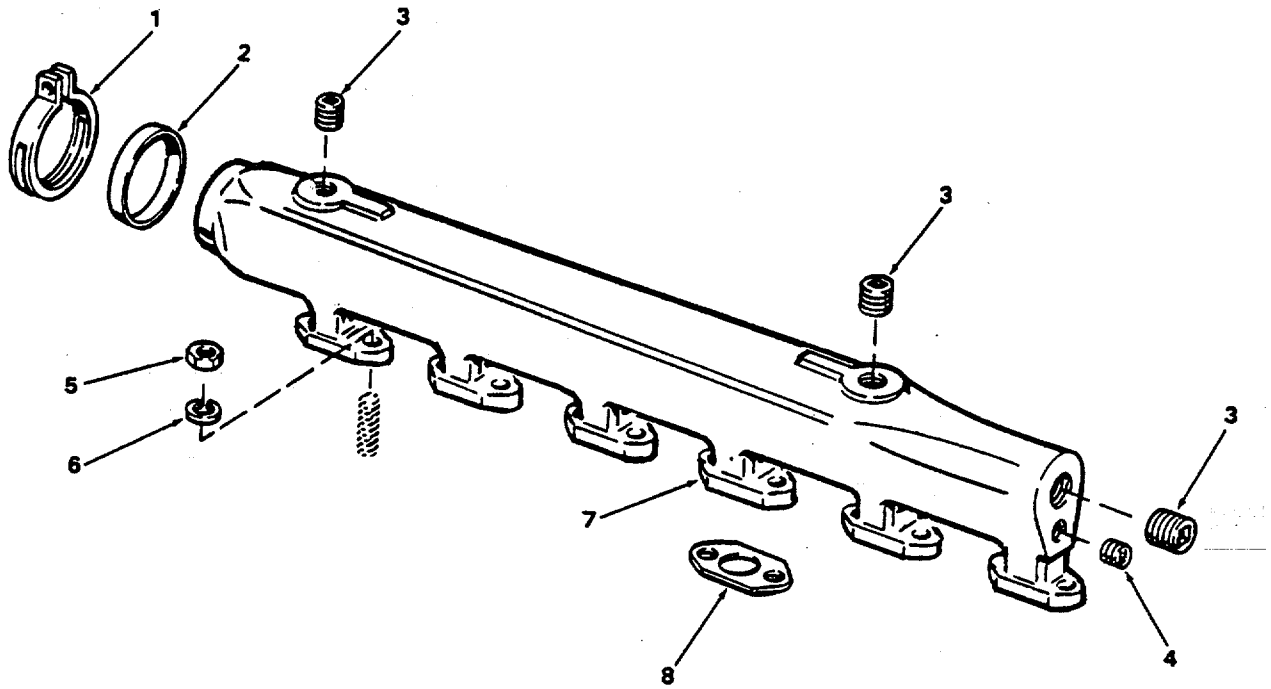


Figure 25. Water Manifold.

SECTION II
 (1) (2) (3) (4) (5) (6)
 ITEM SMR CAGEC PART DESCRIPTION AND USABLE ON CODES(UOC) QTY
 NO CODE CAGEC NUMBER

GROUP 01 PROPULSION SYSTEM

FIG. 25 WATER MANIFOLD

1	PACZZ	96906	MS35842-14	.CLAMP,HOSE.....	2
2	PCCZZ	72582	5122439	.PACKING,PREFORMED.....	2
3	PACZZ	96906	MS20913-4S	.PLUG,PIPE.....	6
4	PACZZ	96906	MS20913-6S	.PLUG,PIPE.....	2
5	PACZZ	96906	MS51968-8	.NUT,PLAIN,HEXAGON.....	24
6	PACZZ	96906	MS35338-46	.WASHER,LOCK.....	24
7	PACHZ	72582	5101775	.MANIFOLD,WATER COOL.....	2
8	PCCZZ	72582	5150361	.GASKET PART OF KIT P/N 5196375.....	12

END OF FIGURE

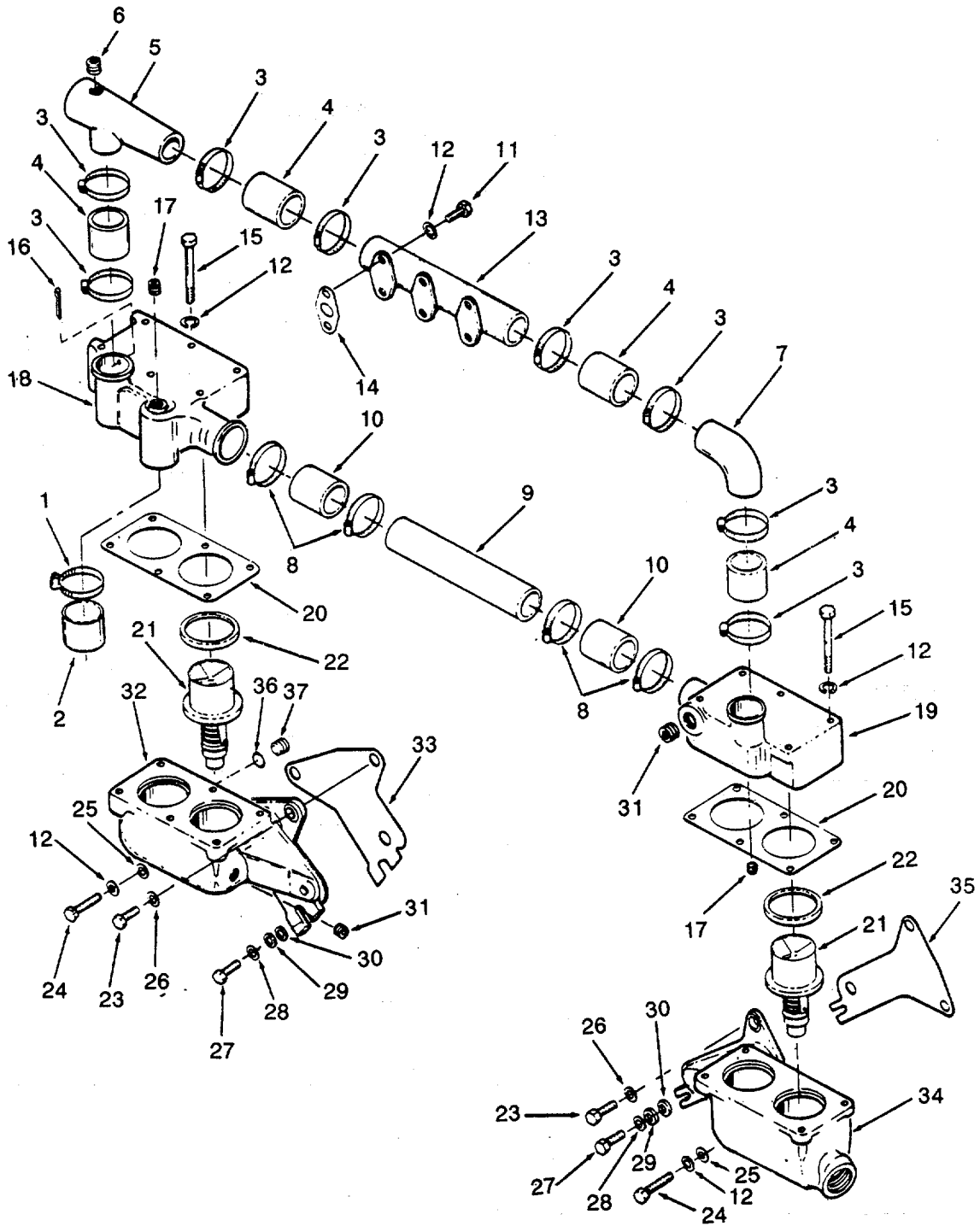


Figure 26. Thermostat and Housing.

SECTION II

TM 55-1905-219-34P-1

(1)	(2)	(3)	(4)	(5)	(6)
ITEM NO	SMR CODE	CAGEC	PART NUMBER	DESCRIPTION AND USABLE ON CODES(UOC)	QTY
GROUP 01 PROPULSION SYSTEM					
FIG. 26 THERMOSTAT AND HOUSING					
1	PACZZ	96906	MS35842-14	.CLAMP,HOSE.....	2
2	PACZZ	72582	5199782	.HOSE,NONMETALLIC CUT TO LENGTH OF 2-1/4INCHES	1
3	PACZZ	72582	9139809	.CLAMP,HOSE.....	8
4	PACZZ	72582	5199781	.HOSE,NONMETALLIC MAKE 4 HOSES EACH 2-1/4INCHES LONG	1
5	XDCZZ	72582	5132552	.ELBOW,THERMOSTAT	1
6	PACZZ	96906	MS20913-2S	..PLUG,PIPE	1
7	PACZZ	72582	5122423	.ELBOW,HOSE	1
8	XDCZZ	72582	5186841	.CLAMP,HOS E.....	4
9	XDCZZ	72582	5122398	.TUBE ASSEMBLY, METAL.....	1
10	PACZZ	72582	5199778	.HOSE,NONMETALLIC MAKE 2 HOSES EACH 2-1/2INCHES LONG	1
11	PACZZ	96906	MS90725-62	.SCREW,CAP,HEXAGON H	6
12	PACZZ	96906	MS35338-46	.WASHER,LOCK	20
13	XDCZZ	72582	5122457	.MANIFOLD HEAT.....	1
14	PACZZ	72582	5122454	.GASKET PART OF KIT P/N 5196375	3
15	XDCZZ	96906	MS90725-72	.SCREW,CAP,HEXAGON H	12
16	PACZZ	72582	5128234	.PINCOOTTER	2
17	PACZZ	96906	MS20913-1S	.PLUG,PIPE	2
18	XDCZZ	72582	5128268	.COVER THERMOSTAT	1
19	XDCZZ	72582	5128269	.COVER THERM OSTAT	1
20	PACZZ	72582	5175989	.GASKET PART OF KIT P/N 5196375	2
21	PACZZ	72582	5119826	.THERMOSTAT,FLOW CON	4
22	XDCZZ	72582	5132155	.SEAL,PLAIN ENCASED	4
23	PACZZ	96906	MS18154-60	.SCREW,CAP,HEXAGON H	2
24	XDCZZ	96906	MS90725-64	.SCREW,CAP,HEXAGON H	2
25	PACZZ	96906	MS15795-513	.WASHER,FLAT	2
26	PACZZ	96906	MS27183-13	.WAS HER.FLAT	2
27	XDCZZ	96906	MS90725-86	.SCREW CAP HEX HEAD.....	2
28	PACZZ	96906	MS35338-47	.WASHER,LOCK	2
29	PACZZ	96906	MS27183-15	.WASHER,FLAT	2
30	XDCZZ	96906	MS15795-515	.WASHER,FLAT	2
31	PACZZ	96906	MS20913-6S	.PLUG,PIPE	2
32	XDCZZ	72582	5122628	.HOUSING THERMOSTAT	1
33	PACZZ	72582	5123715	.GASKET PART OF KIT P/N 5196375	1
34	XDCZZ	72582	5122Z77	.HOUSING THERMOSTAT	1
35	PACZZ	72582	5123716	.GASKET PART OF KIT P/N 5196375	1
36	PACZZ	96906	MS9021-013	.PACKING,PREFORMED.....	1
37	XDCZZ	72582	5122612	.RETAINER VENT SEAL.....	1

END OF FIGURE

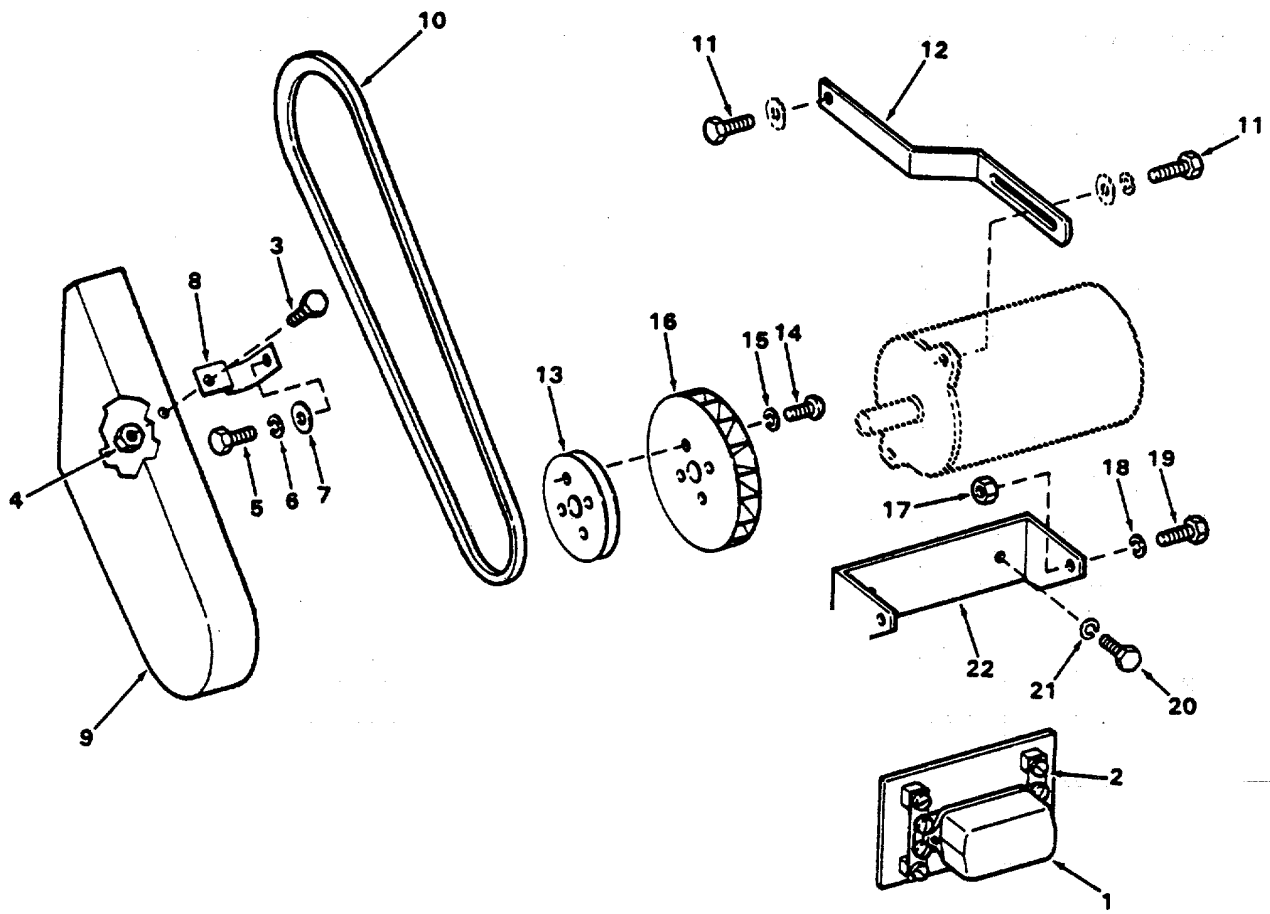


Figure 27. Generator and Regulator Mounting.

SECTION II

TM 55-1905-219-34P-1

(1) ITEM NO	(2) SMR CODE	(3) PART CAGEC	(4) NUMBER	(5) DESCRIPTION AND USABLE ON CODES(UOC)	(6) QTY
GROUP 01 PROPULSION SYSTEM					
FIG. 27 GENERATOR AND REGULATOR MOUNTING					
1	PACZZ	16764	1119185	.REGULATOR,ENGINE GE.....	1
2	XDCZZ	16764	1910966	.INSTALLATION KIT, R	1
3	PACZZ	96906	MS90727-3	.SCREW,CAP,HEXAGON H	1
4	XDCZZ	96906	MS51968-2	.NUT,PLAIN,HEXAGON	1
5	XDCZZ	96906	MS90725-108	.SCREW,CAP,HEXAGON H	1
6	XDCZZ	96906	MS35338-48	.WASHER,LOCK	1
7	PACZZ	96906	MS27183-17	.WASHER,FLAT	1
8	XDCZZ	72582	5123738	.BRACKET GENERATOR	1
9	XDCZZ	72582	5123739	.GUARD GENERATOR	1
10	PACZZ	72582	9433888	.BELT,V.....	1
11	PACZZ	96906	MS18154-59	.SCREW,CAP,HEXAGON H	2
12	XDCZZ	72582	5124354	.STRAP GENERATOR	1
13	PACZZ	72582	5108701	.PULLEY,GROOVE.....	1
14	PACZZ	72582	113904	.SCREW,MACHINE	4
15	PACZZ	96906	MS122031	.WASHER,LOCK	4
16	PACZZ	16764	1852643	.FAN AND BAFFLE,GENE	1
17	PACZZ	96906	MS51967-11	.NUT,PLAIN,HEXAGON	2
18	PACZZ	96906	MS35338-47	.WASHER,LOCK	2
19	PACZZ	96906	MS90725-89	.SCREW,CAP,HEXAGON H	2
20	PACZZ	96906	MS18154-60	.SCREW,CAP,HEXAGON H	2
21	PACZZ	96906	MS35338-46	.WASHER,LOCK	2
22	XDCZZ	72582	5126798	.BRACKET GENERATOR	1

END OF FIGURE

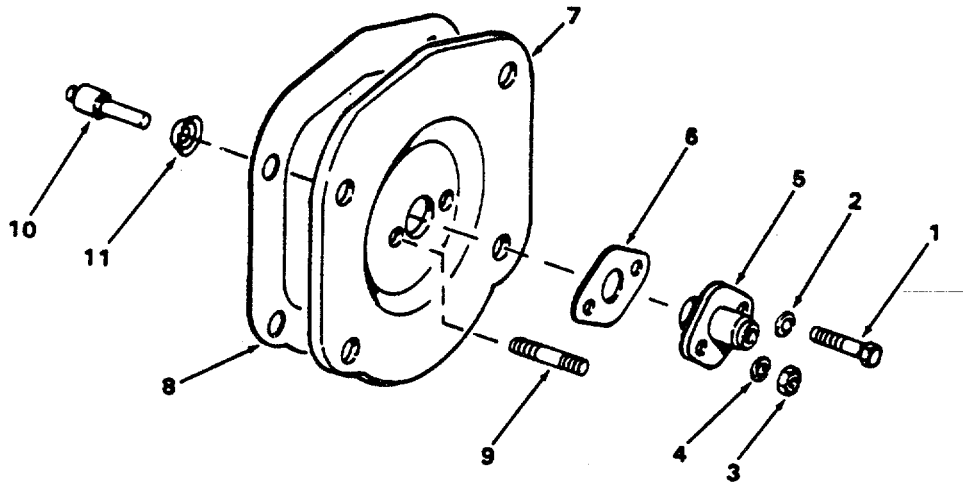


Figure 29. Tachometer Drive.

SECTION II

TM 55-1905-219-34P-1

(1) ITEM NO	(2) SMR CODE	(3) CAGEC	(4) PART NUMBER	(5) DESCRIPTION AND USABLE ON CODES(UOC)	(6) QTY
GROUP 01 PROPULSION SYSTEM					
FIG. 29 TACHOMETER DRIVE					
1	PACZZ	96906	MS90725-8	.SCREW,CAP,HEXAGON H	4
2	PACZZ	96906	MS35338-44	.WASHER,LOCK	4
3	PACZZ	96906	MS35650-3312	.NUT,PLAIN,HEXAGON	2
4	XDCZZ	96906	MS35338-45	.WASHER,LOCK	2
5	XDCZZ	72582	5136249	.ADAPTOR TACHOMETER	1
6	PCCZZ	72582	5135935	.GASKET PART OF KIT P/N 5196375	1
7	XDCZZ	72582	5123118	.COVER TACHOMETER	1
8	PACZZ	72582	5117061	.GASKET	1
9	XDCZZ	72582	5155854	.STUD,PLAIN	2
10	XDCZZ	72582	6477956	.SHAFT TACHOMETER	1
11	XDCZZ	7282	5155818	..DEFLECTOR,DIRT AND	1

END OF FIGURE

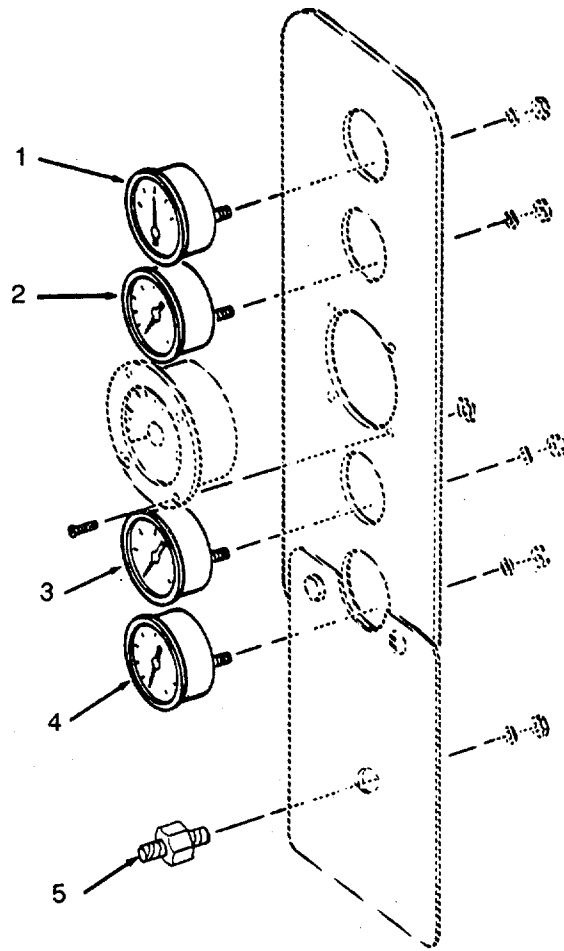


Figure 30. Instrument Panel.

SECTION II

TM 55-1905-219-34P-1

(1) ITEM NO	(2) SMR CODE	(3) CAGEC	(4) PART NUMBER	(5) DESCRIPTION AND USABLE ON CODES(UOC)	(6) QTY
GROUP 01 PROPULSION SYSTEM					
FIG. 30 INSTRUMENT PANEL					
1	XDCZA	70040	6474062	AMMETER	2
2	PACZZ	70040	6490557	INDICATOR,TEMPERATU	2
3	PBCZZ	24617	6463913	GAGE,PRESSURE,DIAL.....	2
4	PACZZ	72582	6463500	GAGE,PRESSURE,DIAL.....	2
5	XDCZZ	72582	5100677	SWITCH,PUSH.....	1

END OF FIGURE

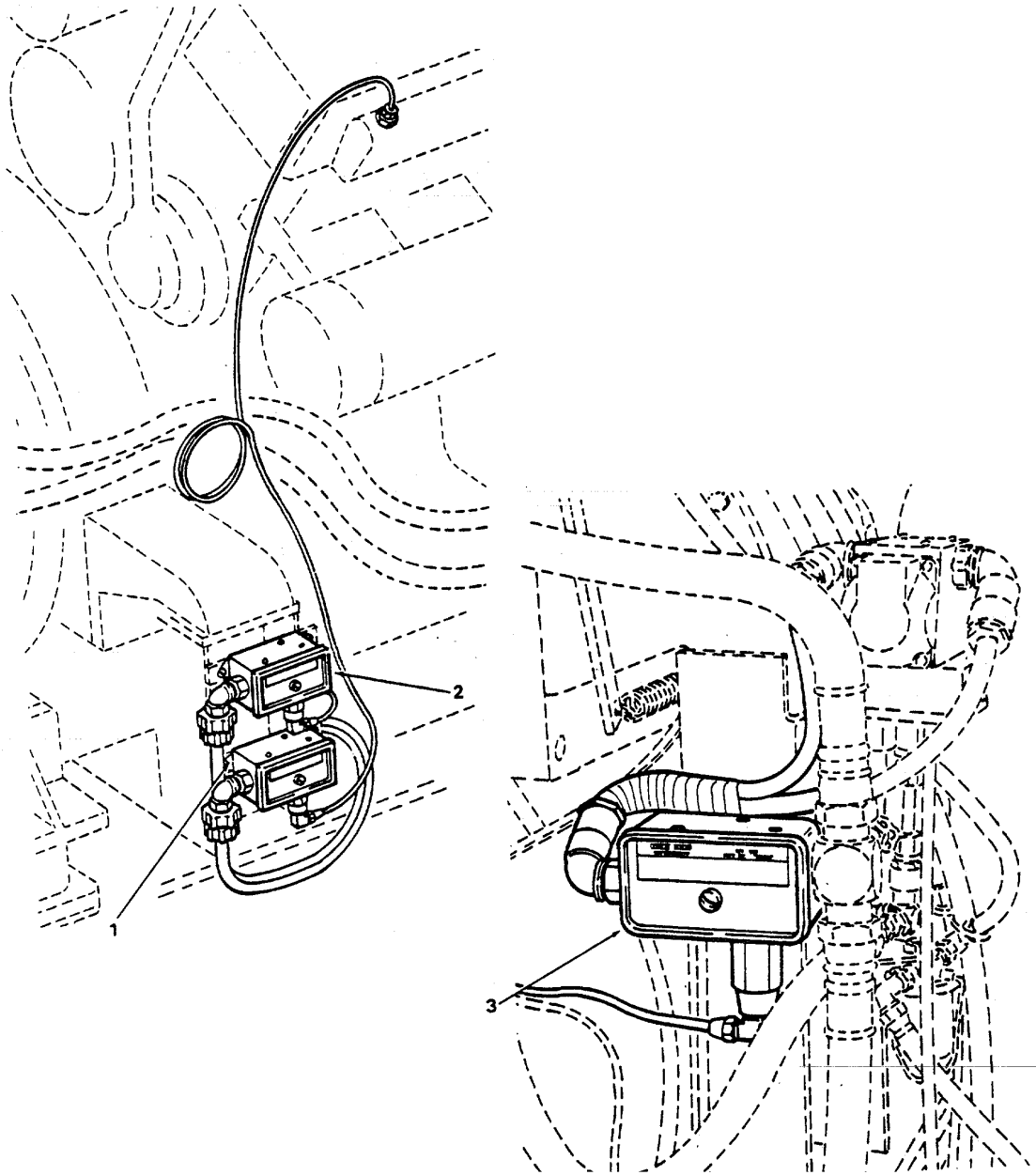


Figure 31. Alarm System Switches.

SECTION II

TM 55-1905-219-34P-1

(1) ITEM NO	(2) SMR CODE	(3) CAGEC	(4) PART NUMBER	(5) DESCRIPTION AND USABLE ON CODES(UOC) QTY	(6)
GROUP 01 PROPULSION SYSTEM					
FIG. 31 ALARM SYSTEM SWITCHES					
1	PACZZ	81349	ICN31A12	SWITCH,THERMOSTATIC	1
2	XDCZZ	19278	223717	SWITCH OIL PRESSURE	1
3	XDCZZ	19278	223717	SWITCH OIL PRESSURE	1

END OF FIGURE

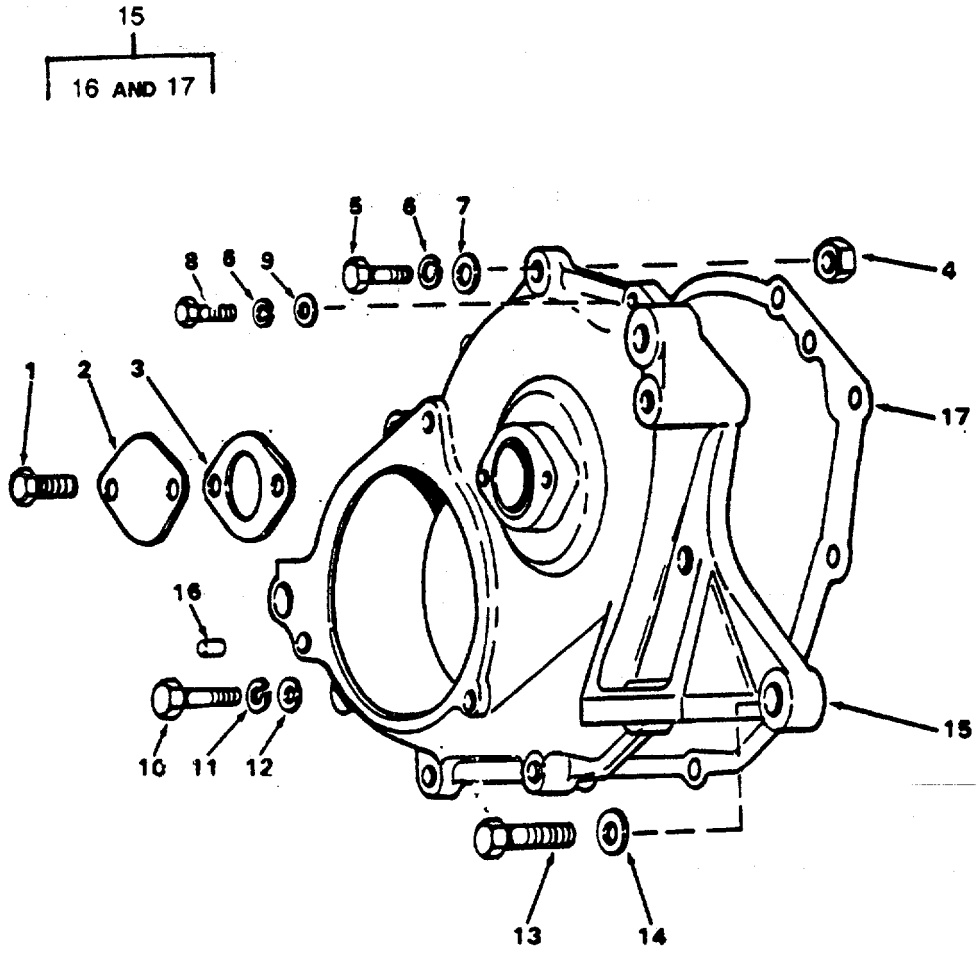


Figure 33. Balance Weight Cover.

SECTION II

TM 55-1905-219-34P-1

(1) ITEM NO	(2) SMR CODE	(3) CAGEC	(4) PART NUMBER	(5) DESCRIPTION AND USABLE ON CODES(UOC)	(6) QTY
GROUP 01 PROPULSION SYSTEM					
FIG. 33 BALANCE WEIGHT COVER					
1	PACZZ	72582	9419648	.SCREW,TAPPING.....	2
2	XDCZZ	72582	5122680	.COVER ACCESSORY.....	1
3	PCCZZ	72582	5123123	.GASKET PART OF KIT P/N 5196375.....	1
4	PACZZ	96906	M551968-8	.NUT,PLAIN,HEXAGON.....	4
5	XDCZZ	96906	MS90726-63	.SCREW,CAP,HEXAGON H.....	6
6	PACZZ	96906	MS35338-46	.WASHER,LOCK.....	8
7	PACZZ	96906	MS27183-13	.WASHER,FLAT.....	6
8	PACZZ	96906	MS90725-67	.SCREW,CAP,HEXAGON H.....	2
9	PACZZ	96906	MS27183-13	.WASHER,FLAT.....	2
10	PACZZ	72582	179888	.SCREW,CAP,HEXAGON H.....	1
11	XDCZZ	96906	MS35338-48	.WASHER,LOCK.....	1
12	PACZZ	96906	MS27183-17	.WASHER,FLAT.....	1
13	PACZZ	96906	MS90725-166	.SCREW,CAP,HEXAGON H.....	2
14	PACZZ	96906	MS27183-21	.WASHER,FLAT.....	2
15	XDCZZ	72582	5141661	.COVER ASSEMBLY.....	1
16	XDCZZ	72582	141236	..PIN DOWEL 3/8X1/2.....	3
17	PACZZ	72582	5123638	..GASKET PART OF KIT P/N 5196375.....	1

END OF FIGURE

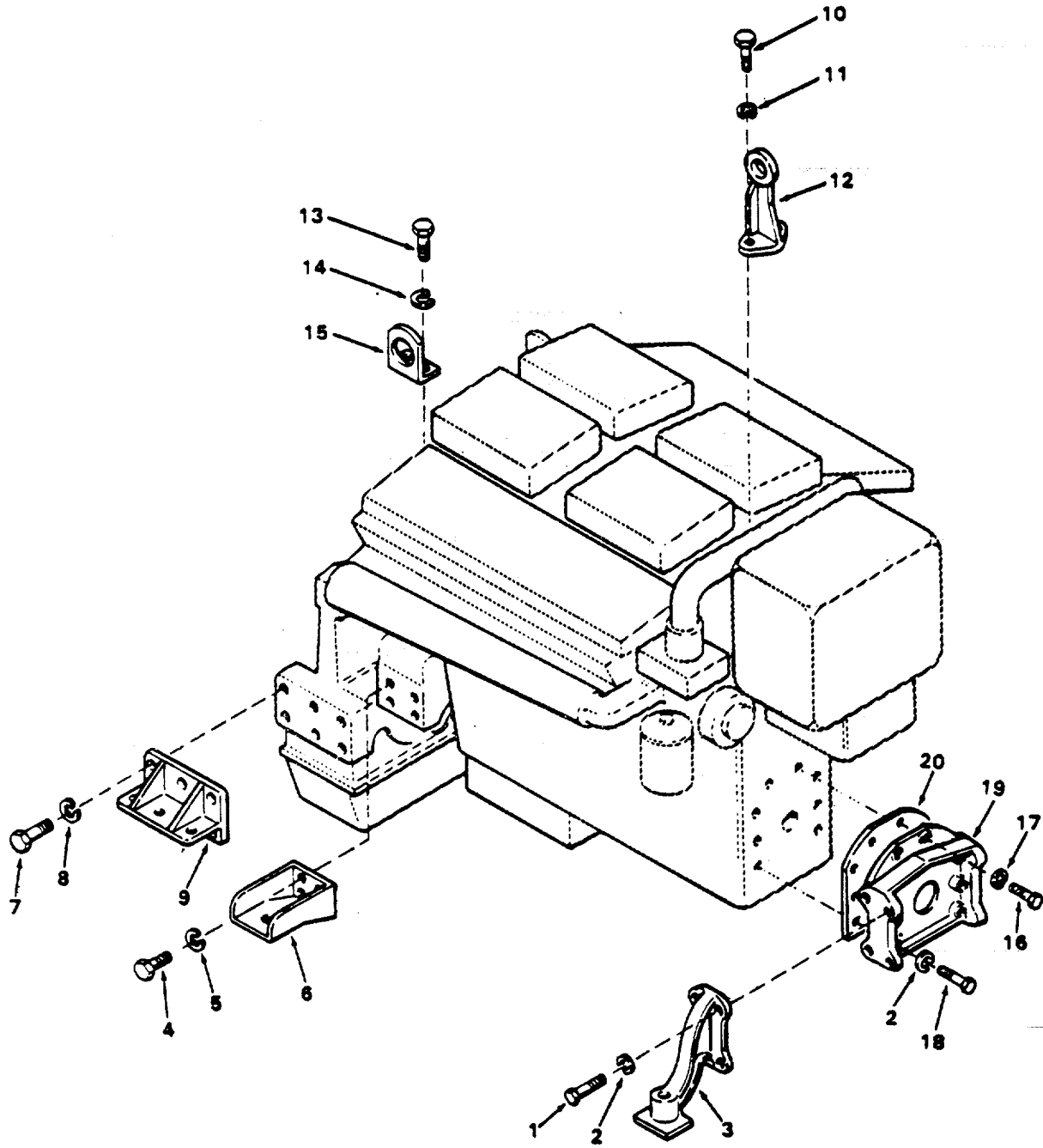


Figure 34. Engine Lift Brackets and Supports.

SECTION II

TM 55-1905-219-34P-1

(1) ITEM NO	(2) SMR CODE	(3) CAGEC	(4) PART NUMBER	(5) DESCRIPTION AND USABLE ON CODES(UOC)	(6) QTY
GROUP 01 PROPULSION SYSTEM					
FIG. 34 ENGINE LIFT BRACKETS AND SUPPORT					
1	PACZZ	96906	MS90728-113	.SCREW,CAP,HEXAGON H	8
2	XDCZZ	96906	MS35338-48	.WASHER,LOCK	14
3	XDCZZ	72582	5117460	.SUPPORT ENGINE	2
4	PACZZ	96906	MS90728-161	.SCREW,CAP,HEXAGON H	8
5	XDCZZ	96906	MS35338-50	.WASHER,LOCK	8
6	XDCZZ	72582	5117533	.BRACKET ENGINE REAR	2
7	PACZZ	96906	MS90728-186	.SCREW,CAP,HEXAGON H	12
8	PACZZ	96906	MS35338-51	.WASHER,LOCK	12
9	XDCZZ	72582	5126665	.SUPPORT MARINE GEAR	2
10	PACZZ	96906	MS90728-163	.SCREW,CAP,HEXAGON H	2
11	XDCZZ	96906	MS35338-50	.WASHER,LOCK	2
12	XDCZZ	72582	5128441	.BRACKET ENGINE	1
13	PACZZ	96906	MS90728-86	.SCREW,CAP,HEXAGON H	4
14	PACZZ	96906	MS35338-47	.WASHER,LOCK	4
15	XDCZZ	72582	5137761	.BRACKET ENGINE	4
16	PACZZ	24617	180127	.SCREW,CAP,HEXAGON H	2
17	PACZZ	96906	MS35338-46	.WASHER,LOCK	2
18	PACZZ	96906	MS90725-118	.SCREW,CAP,HEXAGON H	6
19	XDCZZ	72582	5117499	.COVER CRANKSHAFT	1
20	PCCZZ	72582	5121714	.GASKET PART OF KIT P/N 51963751	1

END OF FIGURE

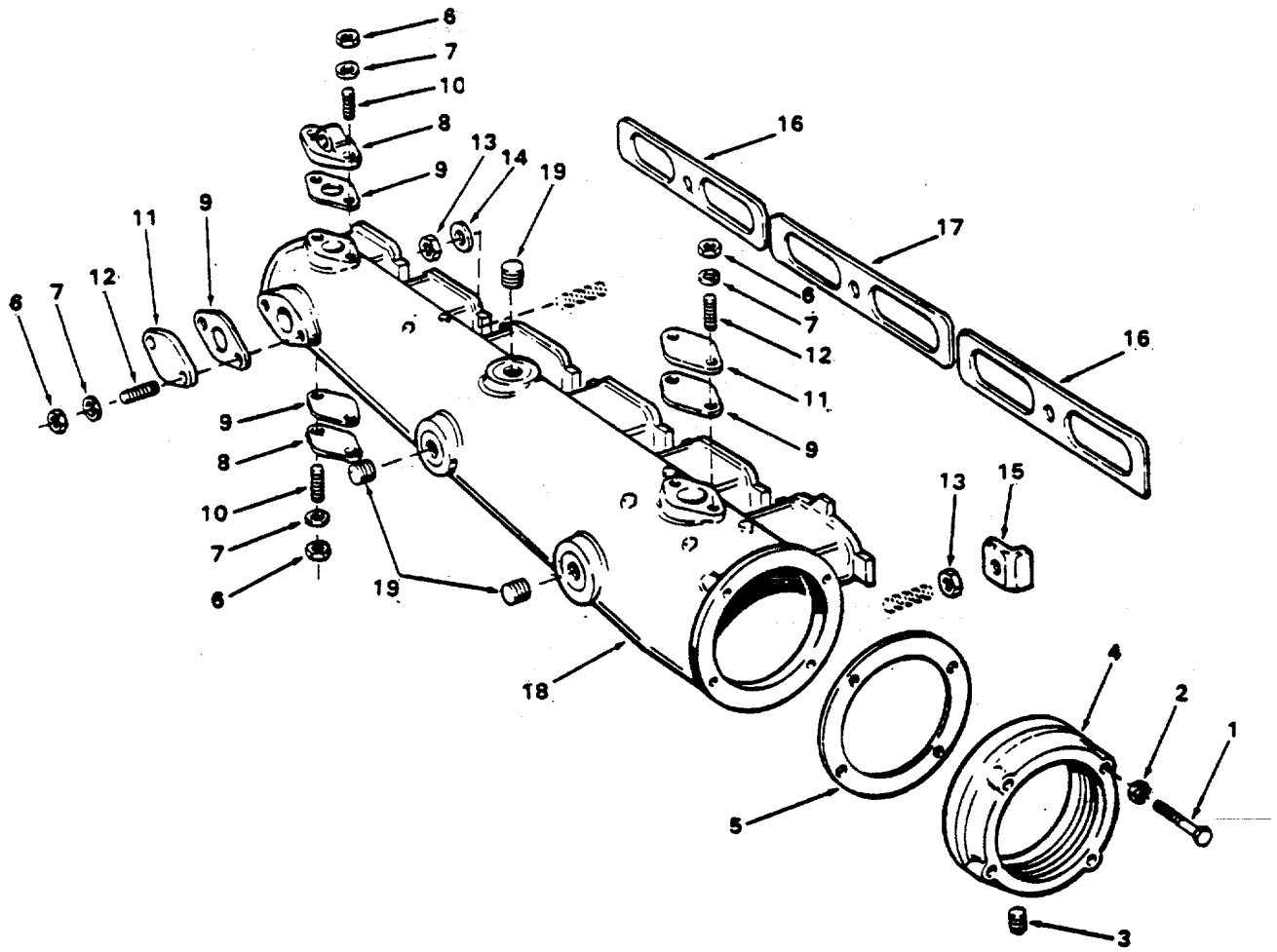


Figure 35. Exhaust Manifolds.

SECTION II

TM 55-1905-219-34P-1

(1) ITEM NO	(2) SMR CODE	(3) CAGEC	(4) PART NUMBER	(5) DESCRIPTION AND USABLE ON CODES(UOC)	(6) QTY
GROUP 01 PROPULSION SYSTEM					
FIG. 35 EXHAUST MANIFOLDS					
1	PACZZ	96906	MS90725-67	.SCREW,CAP,HEXAGON H	8
2	PACZZ	96906	MS35338-46	.WASHER,LOCK	8
3	PACZZ	72582	113175	.PLUG,PIPE EXHAUST FLANGE.....	2
4	XDCZZ	72582	5164146	.FLANGE.PIPE.....	2
5	PACZZ	72582	5163811	.GASKET PART OF KIT P/N 5196375	2
6	PACZZ	96906	MS51967-5	.NUT,PLAIN,HEXAGON	16
7	PACZO	96906	MS27183-11	.WASHER,FLAT	16
8	XDCZZ	72582	5119926	.PLATE,EXHAUST MANIF	2
9	PACZZ	72582	5156319	.GASKET PART OF KIT P/N 5196375	8
10	PACZZ	72582	5163867	.STUD,PLAIN	4
11	XDCZZ	72582	5119921	.COVER,ACCESS.....	6
12	PACZZ	72582	5123282	.STUD,PLAIN	12
13	PACZZ	96906	MS51968-5	.NUT,PLAIN,HEXAGON	14
14	PACZZ	72582	5104439	.WASHER,SPRING TENS I	10
15	PACZZ	72582	5102735	.CRAB,MANIFOLD	4
16	PACZZ	72582	5120224	.GASKET PART OF KIT P/N 5196375	4
17	PACZZ	72582	5120223	.GASKET PART OF KIT P/N 5196375	2
18	PACHZ	18954	K5167140	.EXHAUST MANIFOLD AS	2
19	PACZZ	96906	MS20913-8S	..PLUG,PIPE	3

END OF FIGURE

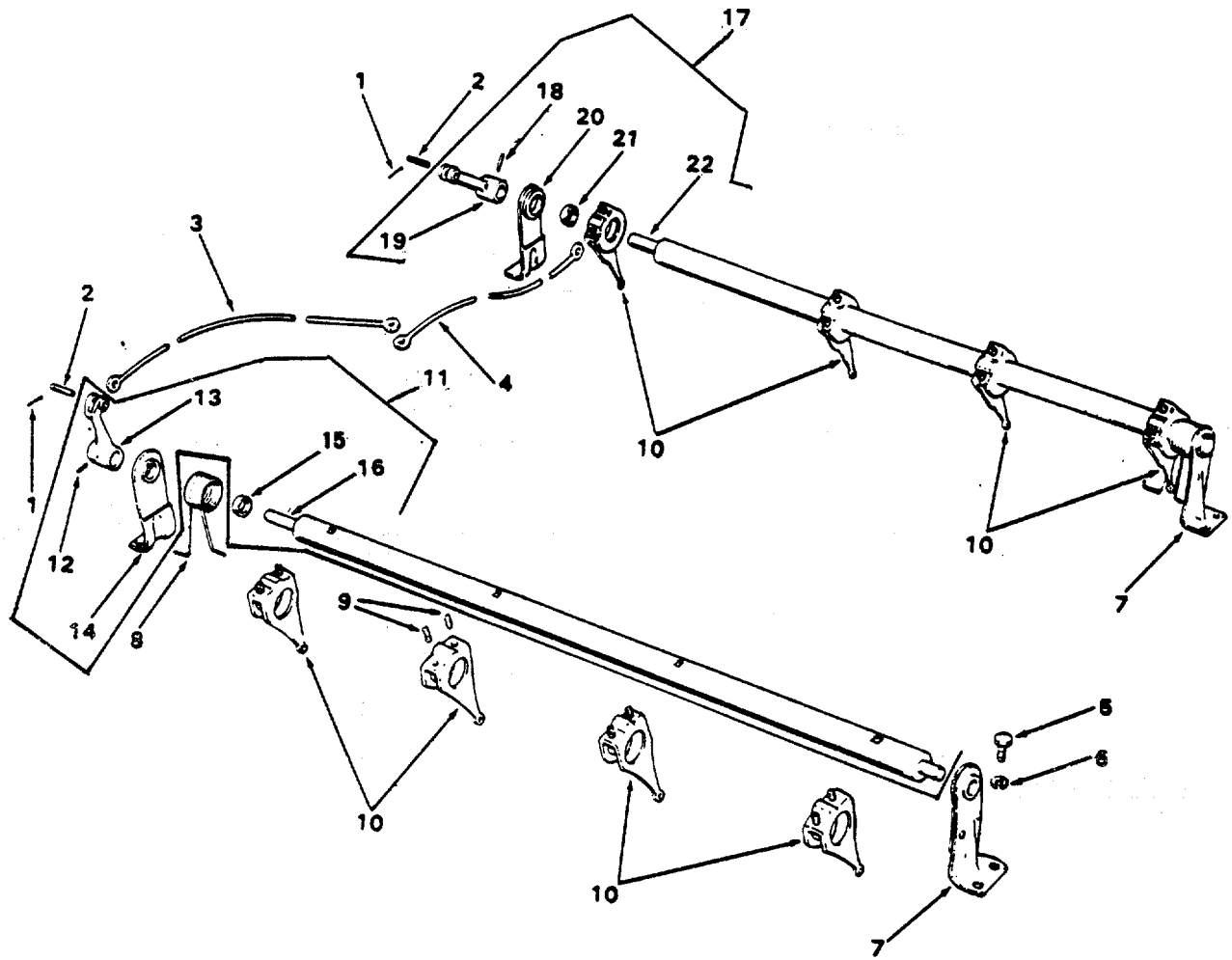


Figure 37. Injector Controls.

SECTION II

TM 55-1905-219-34P-1

(1) ITEM NO	(2) SMR CODE	(3) CAGEC	(4) PART NUMBER	(5) DESCRIPTION AND USABLE ON CODES(UOC)	(6) QTY
GROUP 01 PROPULSION SYSTEM					
FIG. 37 INJECTOR CONTROLS					
1	PACZZ	96152	A82-1	.PIN,COTTER	2
2	XDCZZ	72582	5147345	PIN	2
3	PACZZ	72582	5117942	.LINK, LONG (RIGHT BANK)	2
4	PACZZ	72582	5117191	.CONNECTING LINK (LEFT BANK)	2
5	PACZO	96906	MS90725-5	.SCREW,CAP,HEXAGON H	8
6	PACZZ	96906	MS35338-44	.WASHER,LOCK	8
7	XDCZZ	72582	5130509	.BRACKET,EYE,ROTATIN	2
8	PACZZ	72582	5124142	.SPRING,HELICAL	2
9	PACZZ	72582	5176228	.SCREW,MACHINE	24
10	PACZZ	72582	5115322	.BELL CRANK.....	12
11	XDCZZ	72582	5196757	.TUBE AND LEVER TUBE NOT	1
PROCURABLE SEPARATELY.....					
12	PACZZ	96906	MS35677-18	..PIN,GROOVED,HEADLES.....	1
13	PACZZ	72582	5150263	..LEVER,REMOTE CONTRO	1
14	XDCZZ	72582	5130509	..BRACKET,EYE,ROTATIN	1
15	PACZZ	72532	5150843	..SPACER,SLEEVE	1
16	PACZZ	72582	5150259	..PIN,STRAIGHT,HEADED.....	1
17	XDCZZ	72582	5196758	.TUBE AND LEVER TUBE NOT	1
PROCURABLE SEPARATELY.....					
18	PACZZ	96906	MS35677-18	..PIN,GROOVED,HEADLES.....	1
19	PACZZ	72582	5150263	..LEVER,REMOTE CONTRO	1
20	XDCZZ	72582	5130509	..BRACKET,EYE,ROTATIN	1
21	PACZZ	72582	5150843	..SPACER,SLEEVE	1
22	PACZZ	72582	5150259	..PIN,STRAIGHT,HEADED.....	1

END OF FIGURE

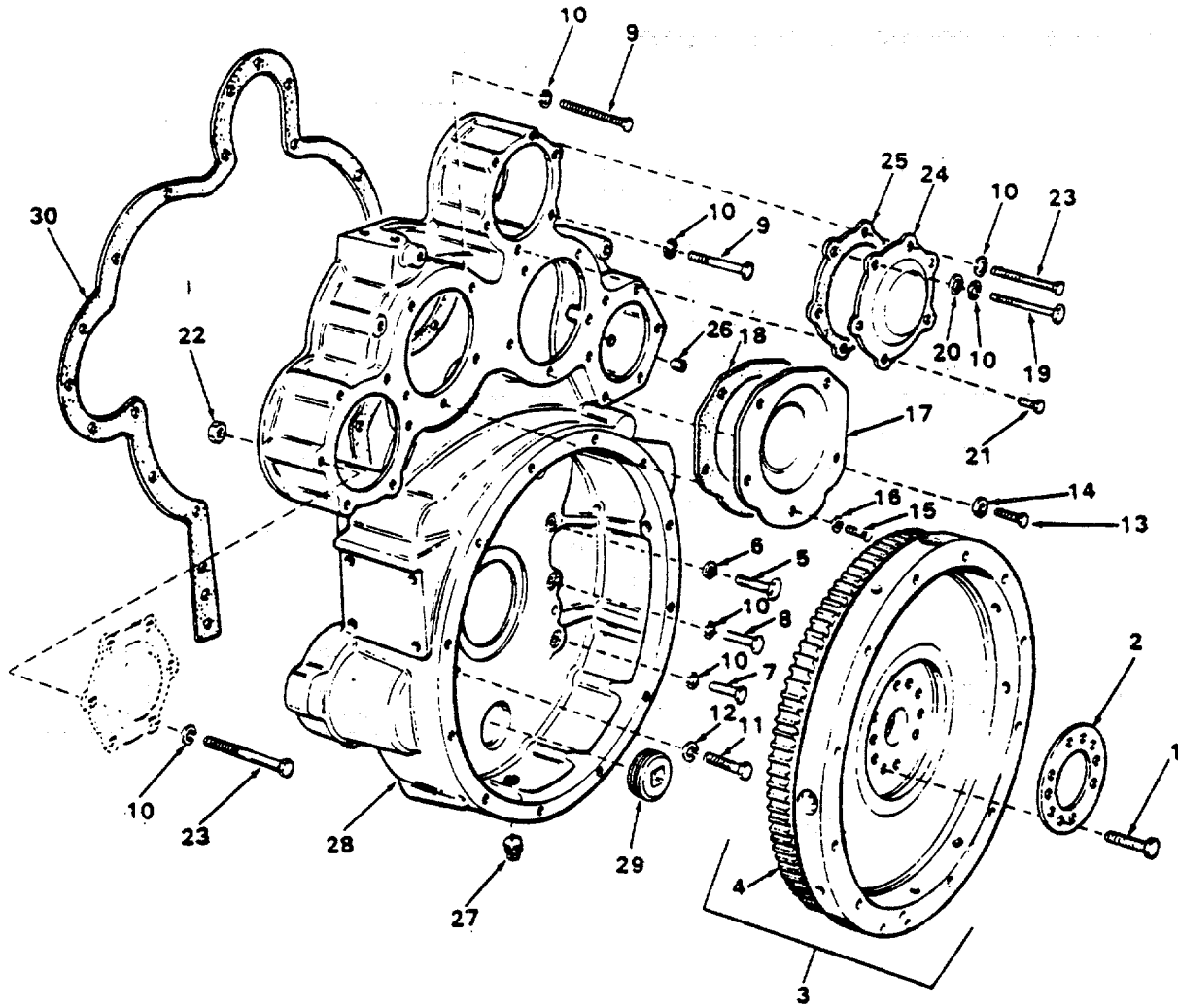


Figure 38. Flywheel and Housing.

SECTION II

TM 55-1905-219-34P-1

(1) ITEM NO	(2) SMR CODE	(3) CAGEC	(4) PART NUMBER	(5) DESCRIPTION AND USABLE ON CODES(UOC)	(6) QTY
GROUP 01 PROPULSION SYSTEM					
FIG. 38 FLYWHEEL AND HOUSING					
1	PAHZZ	72582	9411631	.BOLT,SELF-LOCKING	6
2	XDHZZ	72582	5120753	.PLATE,RETAINING,SHA.....	1
3	XDCHH	72582	517C-746	.FL.YWHFL; AiEFM:3LY,C FLYWHEEL.....	1
PROCURED ONLY W/ ASSY.....					
4	PAHZZ	72582	5184773	..GEAR,SPUR.....	1
5	PAHZZ	72582	9409028	.BOLT,SELF-LOCKING	6
6	PAHZZ	72582	5138619	.WASHIER,ENGINE	6
7	PAHZZ	96906	MS18154-60	.SCREW,CAP,HEXAGON H	2
8	PAHZZ	96906	MS90725-62	.SCREW CAP,HEXAGON H	1
9	PAHZZ	72582	5121466	.BOLT,SPECIAL	7
10	PAHZZ	96906	MS35338-46	.WASHER,LOCK	22
11	PAHZZ	96906	MS90728-120	.SCREW,CAP,HEXAGON H	6
12	XDHZZ	96906	MS35338-48	.WASHER,LOCK	6
13	XDCZZ	96906	MS90725-85	.SCREW CAP HEX HEAD.....	2
14	XDCZZ	96906	MS15795-515	.WASHER,FLAT	2
15	PACZZ	96906	MS90725-109	.SCREW,CAP,HEXAGON H	8
16	XDCZZ	96906	MS35338-48	.WASHER,LOCK	8
17	XDHZZ	72582	5122281	.COVER,ACCESS.....	2
18	PCCZZ	72582	5117061	.GASKET PART OF KIT P/N 5196375	2
19	PACZZ	96906	MS90725-76	.SCREW,CAP,HEXAGON H	1
20	PACZZ	96906	MS27183-13	.WASHER,FLAT	1
21	PACZZ	96906	MS18154-59	.SCREW,CAP,HEXAGON H	3
22	PACZZ	96906	MS35650-3382	.NUT,PLAIN,HEXAGON	12
23	PACZZ	96906	MS90725-76	.SCREW,CAP,HEXAGON H	8
24	XDHZZ	72582	5122219	.COVER FLYWHEEL.....	2
25	PCCZZ	72582	5122227	.GASKET PART OF KIT P/N 5196375	2
26	PACZZ	96906	MS20913-65	.PLUG,PIPE	1
27	PACZZ	96906	MS20913-85	.PLUG,PIPE	1
28	XDHZZ	72582	5132454	.HOUSING FLYWHEEL.....	1
29	PAHZZ	96906	MS20913-10S	..PLUG,PIPE	1
30	KFHZZ	72582	5102550	..GASKET FLYWHEEL PART OF KIT P/N.....	1
5196375					

END OF FIGURE

SECTION II

TM 55-1905-219-34P-1

(1) ITEM NO	(2) SMR CODE	(3) CAGEC	(4) PART NUMBER	(5) DESCRIPTION AND USABLE ON CODES(UOC)	(6) QTY
GROUP 01 PROPULSION SYSTEM					
FIG. 39 CAMSHAFT ASSEMBLY (RIGHT AND LEFT BANK)					
1	PAHZZ	96906	MS90727-60	.SCREW,CAP,HEXAGON H	8
2	PAHZZ	96906	MS35338-46	.WASHER,LOCK	20
3	PAHZZ	72582	5172734	.PLATE,RETAINING ,SHA.....	2
4	PACZZ	72582	5150087	.NUT,PLAIN,HEXAGON	4
5	PACZZ	96906	MS35333-50	.WASHER,LOCK	4
6	PACZZ	72582	5122259	.PULLEY,GROOVE	1
7	PAHZZ	96906	MS35756-35	.KEY,WOOD RUFF	2
8	PAHZZ	72582	5126839	.GEAR WATER PUMP DRI	1
9	XDHZZ	72582	5116485	.SPACER,RING	2
10	XDHZZ	72582	5116476	.SEAL,PLAIN ENCASED	1
11	PAHZZ	72582	9414268	.BOLT,MACHINE	6
12	PAHZZ	72582	5111423	.BEARING ASSY	4
13	PAHZZ	72582	5117984	.BEARING,SLEEVE	2
14	PAHZZ	72582	5117243	.GASKET PART OF KIT P/N 5196375	2
15	PAHZZ	96906	MS90725-62	.SCREW,CAP,HEXAGON H	6
16	PAHZZ	72582	5117134	.GEAR,HELICAL	1
17	PAHZZ	72582	5117133	.GEAR,HELICAL	1
18	PAHZZ	96906	MS35756-17	.KEY,WOODRUFF	2
19	PAHZZ	72582	5111423	.BEARING ASSY	4
20	PAHZZ	72582	5111422	.BEARING,SLEEVE	2
21	PAHZZ	72582	5111424	.BEARING,WASHER,THRU	4
22	PAHZZ	72582	5117649	.SETSCREW	40
23	PAHZZ	72582	5115572	.RING,RETAINING	20
24	PAHZZ	72582	5196026	.BEARING HALF SET,SL	10
25	PAHZZ	72582	9421745	.PLUG,PROTECTIVE,DUS.....	1
26	PAHZZ	72582	5117850	.CAMSHAFT,ENGINE	1
27	PAHZZ	72582	5151277	..PIN,STRAIGHT,HEADLE	2
28	PAHZZ	72582	5117849	.CAMSHAFT,ENGINE	1
29	PAHZZ	72582	5151277	..PIN,STRAIGHT,HEADLE	2

END OF FIGURE

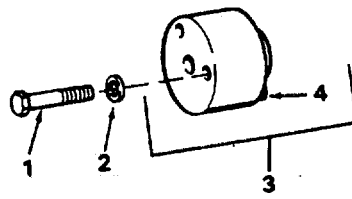


Figure 40. Idler Gear Hole Spacer Assembly.

SECTION II

TM 55-1905-219-34P-1

(1) ITEM NO	(2) SMR CODE	(3) CAGEC	(4) PART NUMBER	(5) DESCRIPTION AND USABLE ON CODES(UOC) QTY	(6)
GROUP 01 PROPULSION SYSTEM					
FIG. 40 IDLER GEAR HOLE SPACER ASSEMBLY					
1	PAHZZ	96906	MS90725-117	.SCREW,CAP,HEXAGUN H.....	1
2	PAHZZ	96906	MS27183-17	,WASHER,FLAT	1
3	XDHZZ	72582	5131719	.SPACER,SLEEVE	1
4	XDHZZ	72582	5151444	..PIN,HOLLOW	1

END OF FIGURE

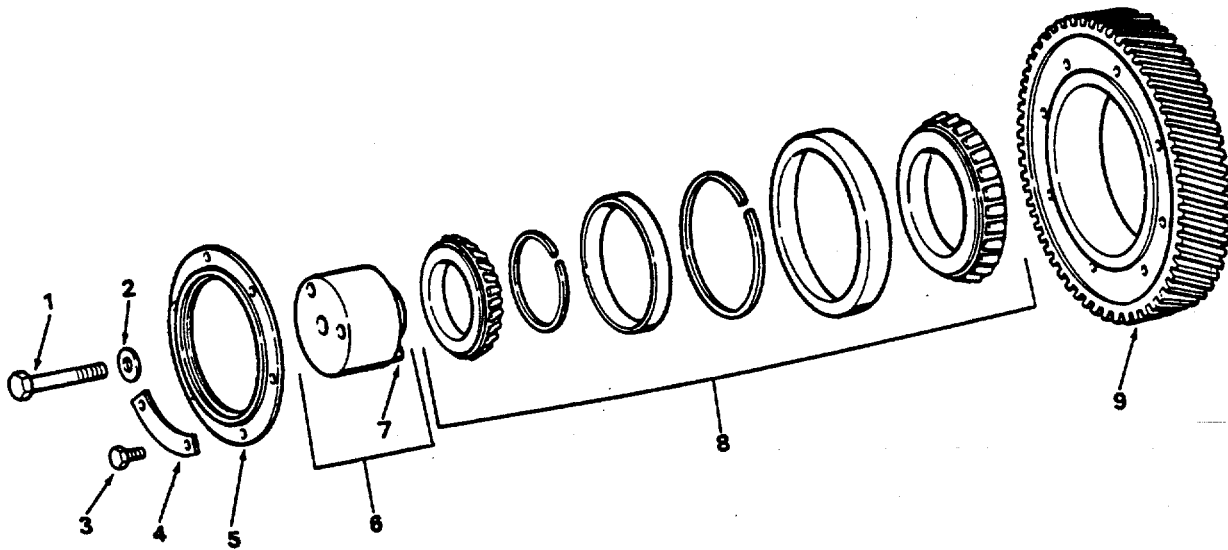


Figure 41. Idler Gear

SECTION II

TM 55-1905-219-34P-1

(1) ITEM NO	(2) SMR CODE	(3) CAGEC	(4) PART NUMBER	(5) DESCRIPTION AND USABLE ON CODES(UOC)	(6) QTY
GROUP 01 PROPULSION SYSTEM					
FIG. 41 IDLER GEAR					
	PAHZH	72582	5199384	..GEAR,HELICAL	1
1	PAHZZ	96906	MS90725-117	..SCREW,CAP,HEXAGON H	1
2	PAHZZ	96906	MS27183-17	..WASHER,FLAT	1
3	PAHZZ	96906	MS90726-29	..BOLT,MACHINE	6
4	XDHZZ	72582	05103534	..LOCKING PLATE,NUT A.....	3
5	XDHZZ	72582	5176998	..PLATE,RETAINING,BEA.....	1
6	XDHZZ	72582	5130135	..HUB,BODY	1
7	XDHZZ	72582	5151444	..PIN,HOLLOW	1
8	PAHZZ	72582	7451948	..BEARING,ROLLER,TAPE	1
9	PAHZZ	72582	5113817	..GEAR,HELICAL.....	1

END OF FIGURE

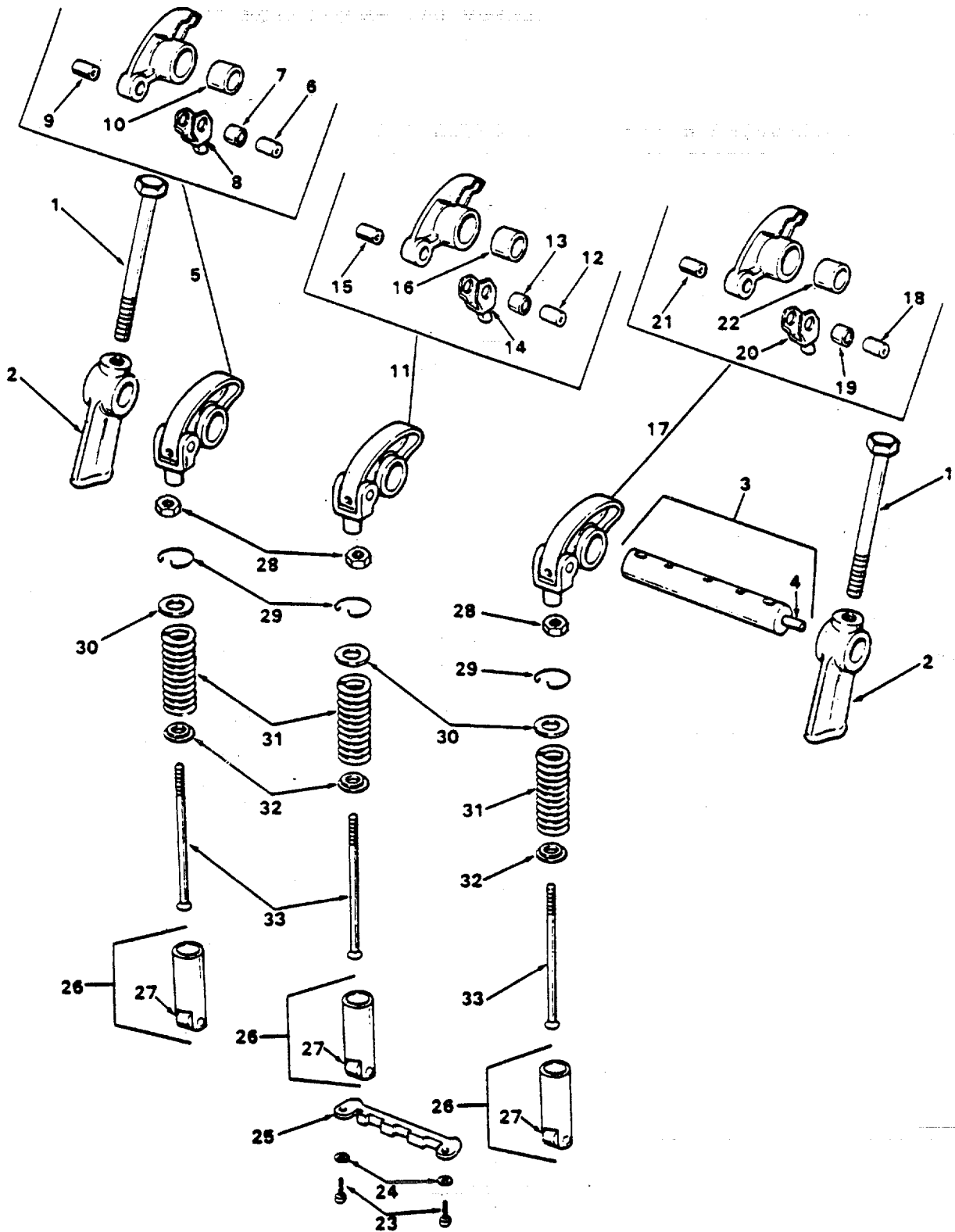


Figure 42. Valve Operating Mechanism.

SECTION II

TM 55-1905-219-34P-1

(1) ITEM NO	(2) SMR CODE	(3) CAGEC	(4) PART NUMBER	(5) DESCRIPTION AND USABLE ON CODES(UOC)	(6) QTY
GROUP 01 PROPULSION SYSTEM					
FIG. 42 VALVE OPERATING MECHANISM					
1	PACZZ	72582	5150325	.BOLT,FLUID PASSAGE	24
2	PACZZ	72582	5150324	.BRACKET,EYE,ROTATIN ROTATING SHAFT ...	24
3	PACZZ	72582	5150322	.SHAFT ASSEMBLY,ROCK.....	12
4	PACZZ	72582	5151272	..PLUG,PROTECTIVE,DUS.....	12
5	PACZF	72582	5148472	.ROCKER ARM,ENGINE P ROCKER ARM.....	12
PROCURED W/ASSY					
6	PACZZ	72582	5150314	..PIN,HOLLOW	1
7	PACZZ	72582	5123700	..BUSHING,SLEEVE.....	1
8	PACZZ	72582	5150312	..CLEVIS,ROD END.....	1
9	PACZZ	72582	5150311	..BEARING,SLEEVE.....	1
10	PACZZ	72582	5122445	..BUSHING,SLEEVE.....	1
11	PACZF	72582	5148475	.ROCKER ARM,ENGINE P ROCKER ARM.....	12
PROCURED W/ ASSY					
12	PACZZ	72582	5150314	..PIN,HOLLOW	1
13	PACZZ	72582	5123700	..BUSHING,SLEEVE.....	1
14	PACZZ	72582	5150312	..CLEVIS,ROD END.....	1
15	PACZZ	72582	5150311	..BEARING,SLEEVE.....	1
16	PACZZ	72582	5122445	..BUSHING,SLEEVE	1
17	PACZZ	72582	8923543	.ROCKER ARM,ENGINE P ROCKER ARM.....	12
PROCURED W/ASSY					
18	PACZZ	72582	5150314	..PIN,HOLLOW	1
19	PACZZ	72582	5123700	..BUSHING,SLEEVE.....	1
20	PACZZ	72582	5150312	..CLEVIS,ROD END.....	1
21	PACZZ	72582	5150311	..BEARING,SLEEVE.....	1
22	PACZZ	72582	5150318	..BEARING,SLEEVE.....	1
23	PACZZ	96906	MS90725-6	.SCREW,CAP,HEXAGON H	24
24	PACZZ	96906	MS35338-44	.WASHER,LOCK	24
25	PACZZ	72582	5150298	.GUIDE,CAM FOLLOWER	12
26	XDCZZ	72582	05106642	.FOLLOWER ASSEMBLY C.....	36
27	PACZZ	72582	5149733	..ROLLER SET,CAM FOLL ROLLER SET	1
INCLUDES ROLLER W/BUSHING AND PIN					
28	PACZZ	72582	5151601	.NUT,PL AINHEXAGON	36
29	PACZZ	72582	5150303	.RING,RETAINING	36
30	PACZZ	72582	5150302	.SEAT,HELICAL COMPRE.....	36
31	PACZZ	72582	5186858	.SPRING,HELICAL,COMP	36
32	PACZZ	72582	5123250	.SEAT,HELICAL COMPRE.....	36
33	PACZZ	72582	5128640	.PUSH ROD,ENGINE POP.....	36

END OF FIGURE

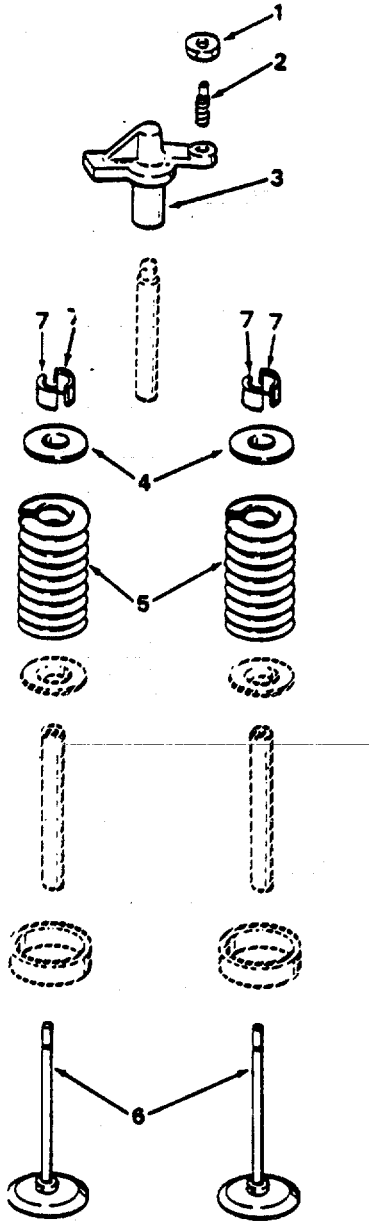


Figure 43. Exhaust Valve Arrangement.

SECTION II

TM 55-1905-219-34P-1

(1)	(2)	(3)	(4)	(5)	(6)
ITEM	SMR	CAGEC	PART	DESCRIPTION AND USABLE ON CODES(UOC)	QTY
NO	CODE		NUMBER		

GROUP 01 PROPULSION SYSTEM

FIG. 43 EXHAUST VALVE ARRANGEMENT

1	PACZZ	72582	5151601	.NUT,PLAIN,HEXAGON	24
2	PACZZ	72582	5129101	.SETSCREW	24
3	PACZZ	72582	5117565	.BRIDGE,EXHAUST VALV	24
4	PACZZ	72582	5117563	.SEAT,HELICAL COMPRE	48
5	PACZZ	72582	5147347	.SPRING,HELICAL,COMP	48
6	PACZZ	72582	23500501	.PARTS KIT,ENGINE PO	48
7	PACZZ	72582	5111337	..LOCK,VALVE SPRING R ONE-HALF	2

END OF FIGURE

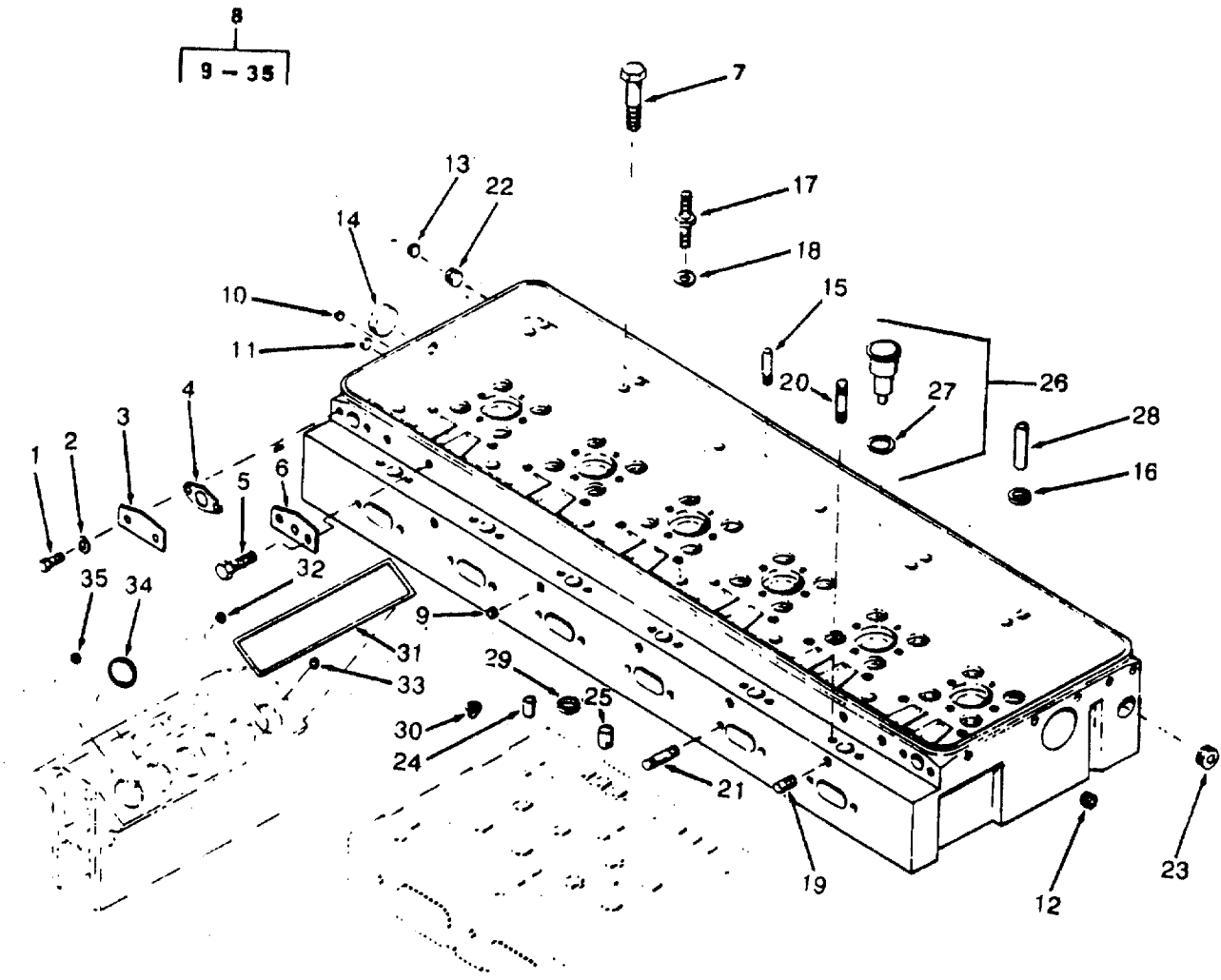


Figure 44. Cylinder Head.

SECTION II

TM 55-1905-219-34P-1

(1) ITEM NO	(2) SMR CODE	(3) CAGEC	(4) PART NUMBER	(5) DESCRIPTION AND USABLE ON CODES(UOC) QTY	(6) QTY
GROUP 01 PROPULSION SYSTEM					
FIG. 44 CYLINDER HEAD					
1	PACZO	96906	MS90725-3	..SCREW,CAP,HEXAGON H	12
2	PACZZ	96906	MS15795-509	..WASHER,FLAT	12
3	XDCZZ	72582	5150268	..COVER,ACCESS	6
4	KFCZZ	72582	5123812	..GASKET PART OF SET P/N 5196375..... PART OF KIT P/N 5196382.....	6
5	PACZO	96906	MS90725-5	..SCREW,CAP,HEXAGON H	4
6	XDCZZ	72582	5131486	..COVER,CYLINDER HEAD	2
7	PACZZ	72582	5117003	..BOLT,EXTERNALLY REL	28
8	XDCHF	72582	5102770	..HEAD ASSEMBLY,CYLIN CYLINDER HEAD.... PROCURED ONLY W/ASSY.....	2
9	XDCZZ	96904	MS20913-2S	..PLUG,PIPE SHIPPED LOOSE W/ CYLINDER HEAD	13
10	XDCZZ	96906	MS49005-4	..PLUG,PIPE SHIPPED LOOSE W/ CYLINDER HEAD	7
11	XDCZZ	96906	MS49005-6	..PLUG,PIPE	7
12	XDCZZ	72582	5154453	..PLUG,MACHINE THREAD 4 PLUGS..... SHIPPED LOOSE W/CYLINDER HEAD	12
13	XDCZZ	72582	5178976	..PLUG,CYLINDER HEAD 4 PLUGS..... SHIPPED LOOSE W/CYLINDER HEAD	12
14	XDCZZ	72582	5150132	..PLUG,EXPANSION 2 PLUGS SHIPPED	6
15	XDCZZ	72582	5117564	..PIN,STRAIGHT,HEADLE SHIPPED..... LOOSE W/CYLINDER HEAD	12
16	PACZZ	72582	51175'62	..WASHER,FLAT SHIPPED LOOSE W/ CYLINDER HEAD	24
17	XDCZZ	72582	5117369	..ADAPTER,STRAIGHT,TU SHIPPED	12
18	XDCZZ	72582	5125108	..WASHER,FLAT SHIPPED LOOSE W/ CYLINDER HEAD	12
19	XDCZZ	72582	5129845	..ADAPTER,STRAIGHT,PI SHIPPED LOOSE W/CYLINDER HEAD	1
20	XDCZZ	72582	5150362	..STUD,PLAIN SHIPPED LOOSE W/ CYLINDER HEAD	12
21	XDCZZ	72582	5112899	..STUD,PLAIN SHIPPED LOOSE W/ CYLINDER HEAD	12
22	PACZZ	96906	MS20913-6S	..PLUG,PIPE	4
23	PACZZ	72582	5193541	..PLUG,CYLINDER HEAD	1
24	PACZZ	72582	5172874	..NOZZLE,WATER	4
25	PACZZ	72582	5111332	..NOZZLE,WATER,CYLIND	10
26	PACZZ	72582	5199527	..PARTS KIT,TUBE,FUEL.....	6
27	PACZZ	72582	5160037	...PACKING,PREFORMED.....	1
28	PACZZ	72582	5129919	..GUIDE,VALVE STEM	24
29	PACZZ	72582	5101101	..SEAT,VALVE	24
30	PACZZ	72582	5100929	..BUSHING,SLEEVE.....	2
31	KFCZZ	72582	5119974	..GASKET PART OF KIT P/N 5196382	2
32	PACZZ	72582	5186579	..GASKET PART OF KIT P/N 5196382	20
33	XDCZZ	72582	5186577	..WASHER,FLAT PART OF KIT P/N..... 5196382	6

SECTION II

TM 55-1905-219-34P-1

(1) ITEM NO	(2) SMR CODE	(3) CAGEC	(4) PART NUMBER	(5) DESCRIPTION AND USABLE ON CODES(UOC) QTY	(6)
34	XDCZZ	72582	5183330	..GASKET FART OF SET P/N 5196375.....	2
				PART OF KIT P/N 5196382.....	
35	KFCZZ	72582	5183305	..GASKET PART OF SET P/N 5196375.....	2
				PART OF KIT P/N 5196382.....	
	PACZZ	72582	5196382	PARTS KIT,DIESEL EN	1
				GASKET (1) 8-8	
				GASKET (6) 44-4	
				GASKET (2) 44-31	
				GASKET (20) 44-32	
				GASKET (12) 44-34	
				GASKET (2) 44-35	
				WASHER,FLAT (6) 44-33	

END OF FIGURE

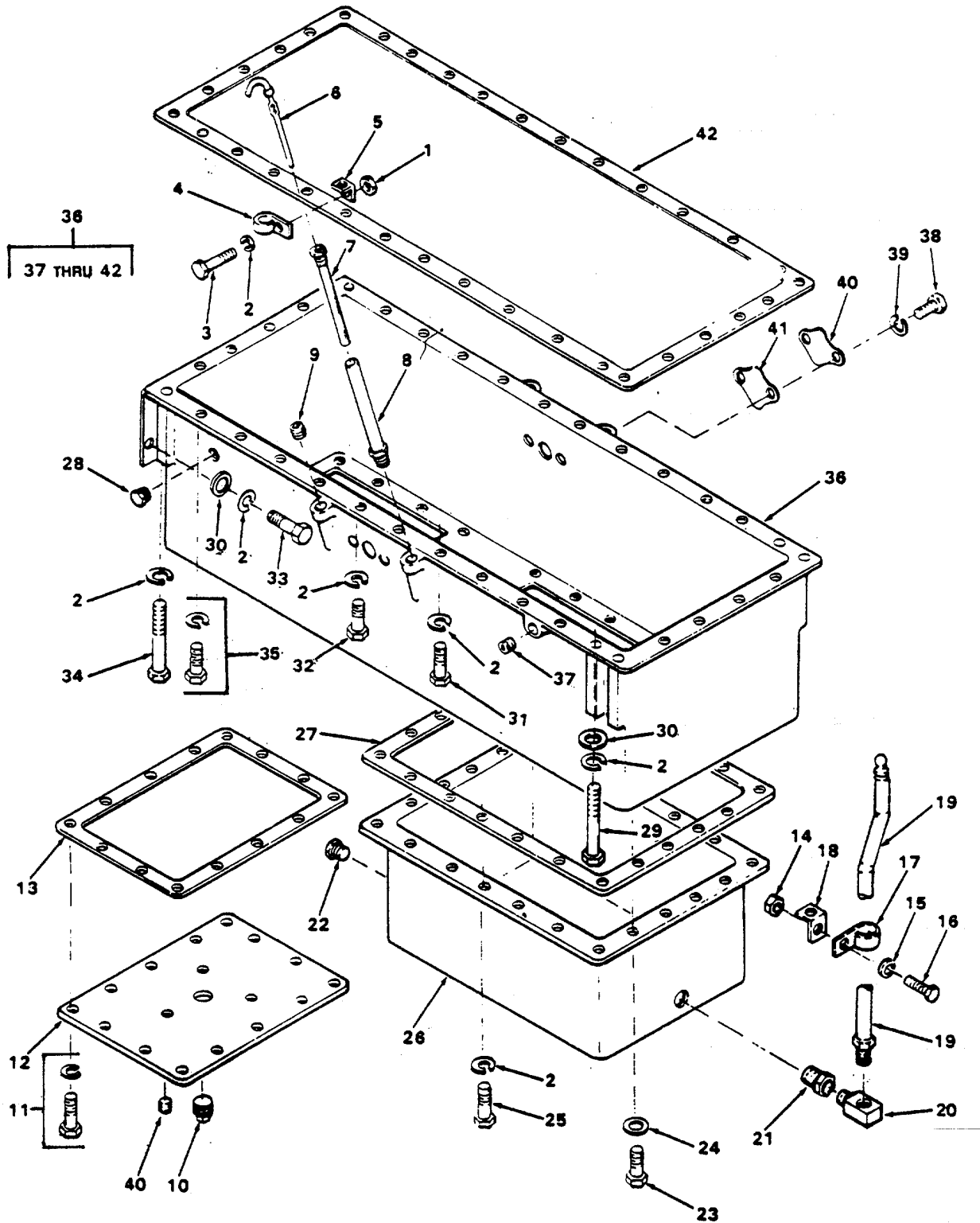


Figure 45. Oil Pan and Dipstick

SECTION II

TM 55-1905-219-34P-1

(1) ITEM NO	(2) SMR CODE	(3) CAGEC	(4) PART NUMBER	(5) DESCRIPTION AND USABLE ON CODES(UOC)	(6) QTY
GROUP 01 PROPULSION SYSTEM					
FIG. 45 OIL PAN AND DIPSTICK					
1	PACZZ	96906	MS51968-8	.NUT, PLAIN, HEXAGON	1
2	PACZZ	96906	MS35338-46	.WASHER, LOCK	31
3	XDCZZ	96906	MS90726-58	.SCREW, CAP, HEXAGON H	1
4	XDCZZ	72582	5153473	.CLIP DIPSTICK	1
5	XDCZZ	72582	5126358	.BRACKET DIPSTICK	1
6	PACZZ	72582	5162942	.GAGE ROD, LIQUID LEV	1
7	XDCZZ	72582	5177863	.ADAPTOR DIPSTICK	1
8	XDCZZ	72582	5151430	.GUIDE, DIPSTICK	1
9	XDCZZ	96906	MS51884-3	.PLUG, PIPE	3
10	PACZZ	72582	5142549	.PLUG, PIPE	1
11	PACZZ	72582	5148480	.SCREW, CAP, HEXAGON H INCLUDES LOCKWASHER	14
12	XDCZZ	72582	5125624	.COVER OIL PAN	1
13	PACZZ	72582	5124796	.GASKET PART OF KIT P/N 5196375	1
14	PACZZ	96906	MS51968-5	.NUT, PLAIN, HEXAGON	1
15	XDCZZ	96906	MS35338-45	.WASHER, LOCK	1
16	PACZZ	96906	MS90726-31	.BOLT, MACHINE	1
18	XDCZZ	72582	5127058	.BRACKET OIL PAN	1
19	PACZZ	72582	5127060	.TUBE ASSEMBLY, METAL	1
20	XDCZZ	72582	225828	.ELBOW, PIPE TO TUBE	1
21	PACZZ	96906	MS51887-15	.BUSHING, PIPE	1
22	PACZZ	72582	5142549	.PLUG, PIPE	1
23	XDCZZ	96906	MS90725-61	.SCREW CAP HEX HEAD	4
24	XDCZZ	10001	265850PC88	.WASHER, FLAT	4
25	PACZZ	96906	MS18154-60	.SCREW, CAP, HEXAGON H	18
26	XDCZZ	72382	5143994	.PAN LOWER OIL	1
27	PACZZ	72582	5144590	.GASKET PART OF KIT P/N 5196375	1
28	XDCZZ	72582	5115214	.PLUG PIPE 1/2 INCH	1
29	PACZZ	81349	MILB857	.BOLT, MACHINE	4
30	PACZZ	96906	MS27183-13	.WASHER, FLAT	4
31	XDCZZ	96906	MS90725-61	.SCREW CAP HEX HEAD	2
32	PACZZ	96906	MS90725-62	.SCREW, CAP, HEXAGON H	2
33	PACZZ	96906	MS90725-75	.SCREW, CAP, HEXAGON H	2
34	PACZZ	72582	187491	.SCREW, CAP, HEXAGON H	2
35	PACZZ	72582	9419283	.BOLT INCLUDES LOCKWASHER	28
36	XDCZZ	72582	5196822	.PAN UPPER OIL	1
37	XDCZZ	96906	MS51884-3	..PLUG, PIPE	3
38	PACZZ	96906	MS18154-59	..SCREW, CAP, HEXAGON H.....	4
39	PACZZ	96906	MS35338-46	..WASHER, LOCK	4
40	XDCZZ	72582	5188498	..COVER OIL PAN (SIDE.....	2
41	PACZZ	72582	5170049	..GASKET PART OF KIT P/N 5196375.....	2
42	PACZZ	72582	5109915	..GASKET PART OF KIT P/N 5196375.....	1

END OF FIGURE

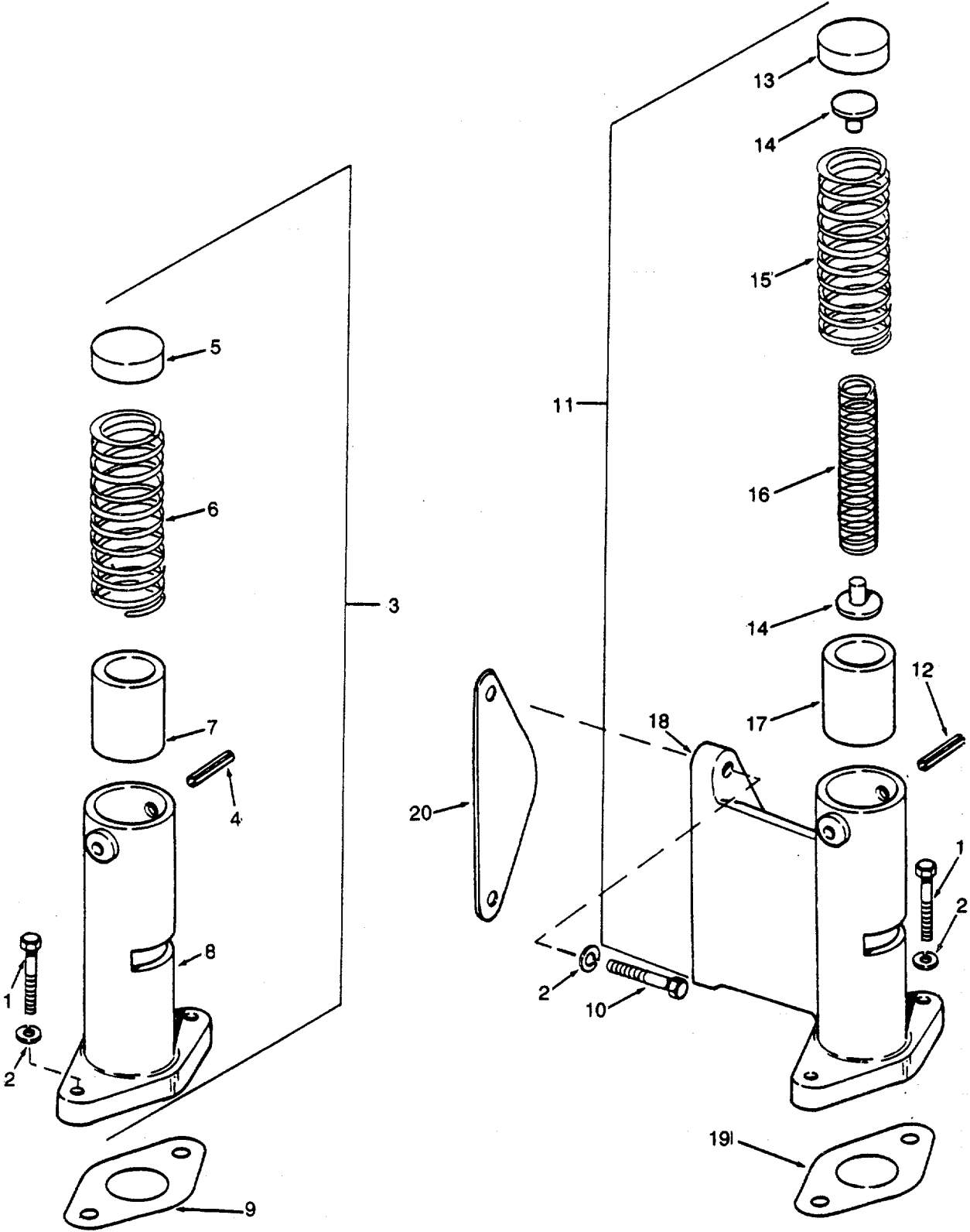


Figure 46. Lube Oil Regulator and Relief Valve.

SECTION II

TM55-1905-219-34P-1

(1) ITEM NO	(2) SMR CODE	(3) CAGEC	(4) PART NUMBER	(5) DESCRIPTION AND USABLE ON CODES(UOC)	(6) QTY
GROUP 01 PROPULSION SYSTEM					
FIG. 46 LUBE OIL REGULATOR AND RELIEF VALVE					
1	PACZZ	96906	MS18154-60	.SCREW, CAP, HEXAGON H	4
2	PACZZ	96906	MS35338-46	.WASHER, LOCK	6
3	PACFZ	72582	5121954	.REGULATOR, OIL PRESS	1
4	PACZZ	72582	457008	..PIN	1
5	PACZZ	72582	5117957	..SEAT.....	1
6	PACZZ	72582	5126327	..SPRING, HELICAL, COMP.....	1
7	PACZZ	72582	5117973	..PLUNGER, OIL RELIEF	1
8	XDCZZ	72582	5121953	..BODY OIL PRESSURE	1
9	PACZZ	72582	5117269	.GASKET PART OF KIT P/N 5196375.....	1
10	PACZZ	96906	MS90725-62	.SCREW, CAP, HEXAGON H	2
11	PACFZ	72582	5126331	.VALVE, OIL RELIEF	1
12	PACZZ	72582	457008	..PIN.	1
13	PACZZ	72582	5117957	..SEAT	1
14	PACZZ	72582	512632F	..SEAT, HELICAL COMPRE	2
15	PACZZ	72582	5126327	..SPRING, HELICAL, COMP.....	1
16	PACZZ	72582	5126326	..SPRING, HELICAL, COMP	1
17	PACZZ	72582	5117973	..PLUNGER, OIL RELIEF	1
18	XDCZZ	72582	5126328	..BODY RELIEF VALVE.....	1
19	PACZZ	72582	5117269	.GASKET PART OF KIT P/N 5196375	1
20	PACZZ	72582	5123240	.GASKET PART OF KIT P/N 5196375	1

END OF FIGURE

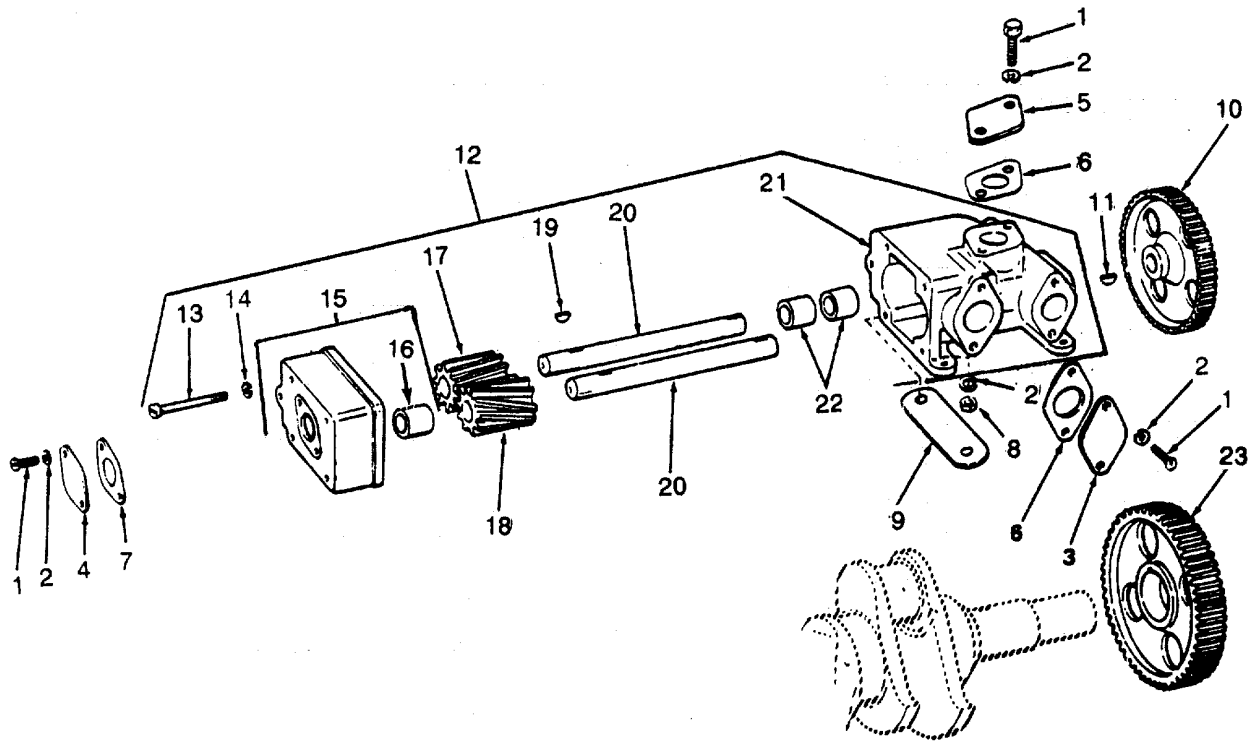


Figure 47. Lube Oil Pump.

SECTION II

TM55-1905-219-34P-1

(1) ITEM NO	(2) SMR CODE	(3) CAGEC	(4) PART NUMBER	(5) DESCRIPTION AND USABLE ON CODES(UOC)	(6) QTY
GROUP 01 PROPULSION SYSTEM					
FIG. 47 LUBE OIL PUMP					
1	PACZZ	96906	MS18154-59	.SCREW, CAP, HEXAGON H	6
2	PACZZ	96906	MS35338-46	.WASHER, LOCK	10
3	XDCZZ	72582	5122680	.COVER OIL PUMP PAD	1
4	XDCZZ	72582	5121926	.COVER OIL PUMP PAD	1
5	XDCZZ	72582	5123661	.COVER OIL PUMP PAD	1
6	PACZZ	72582	5123240	.GASKET PART OF KIT P/N 5196375	2
7	XDCZZ	72582	5123235	.GASKET PART OF KIT P/N 5196375	1
8	PACZZ	96906	MS51968-8	.NUT, PLAIN, HEXAGON	4
9	PACZZ	72582	5185318	.SHIM .015 INCHES	1
9	PACZZ	72582	5185319	.SHIM .010 INCHES.....	1
9	PACZZ	72582	5183323	.SHIM .005 INCHES	1
10	PACZZ	72582	5126348	.GEAR, SPUR	1
11	PACZO	96906	MS35756-12	.KEY, WOODRUFF	1
12	PACFF	72582	5122233	.PUMP, LUBE OIL	1
13	PACZZ	96906	MS90725-67	..SCREW, CAP, HEXAGON H	5
14	PACZZ	96906	MS3-5338-46	..WASHER, LOCK	5
15	XDCZZ	72582	5121924	..COVER OIL PUMP	1
16	PACZZ	72582	5127978	...BEARING, SLEEVE.....	2
17	PACZZ	72582	5121931	..GEAR, HELICAL.....	1
18	PACZZ	72582	5121932	..GEAR, HELICAL	1
19	PACZO	96906	MS35756-12	..KEY, WOODRUFF	2
20	XDCZZ	72582	5126350	..SHAFT, DRIVE, OIL PUM	2
21	XDCZZ	72582	5126349	..BODY OIL PUMP	1
22	PACZZ	72582	5127978	...BEARING, SLEEVE	4
23	PACZZ	72582	5121950	.GEAR, SPUR.....	1

END OF FIGURE

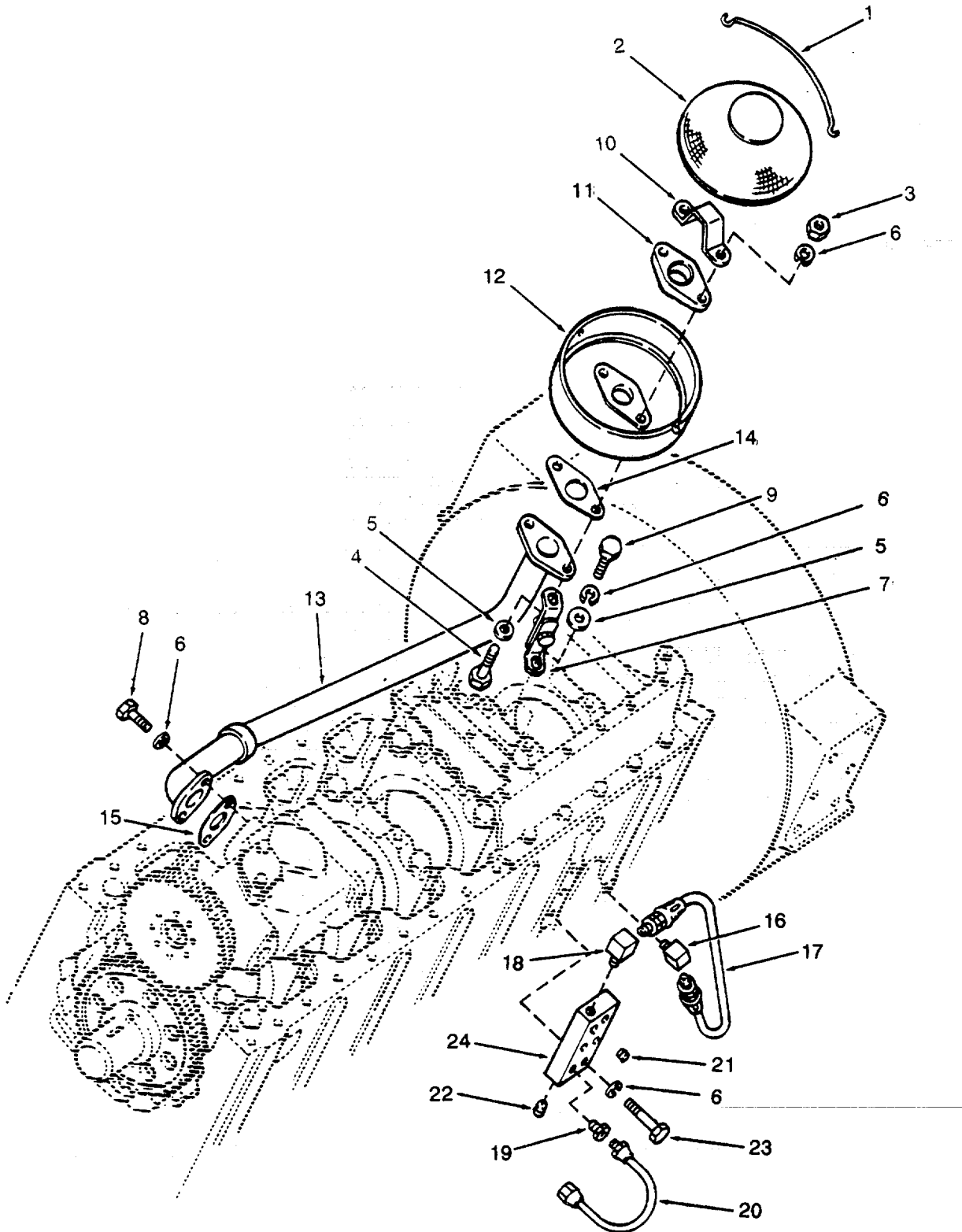


Figure 48. Oil Distribution System.

SECTION II

TM55-1905-219-34P-1

(1) ITEM NO	(2) SMR CODE	(3) CAGEC	(4) PART NUMBER	(5) DESCRIPTION AND USABLE ON CODES(UOC)	(6) QTY
GROUP 01 PROPULSION SYSTEM					
FIG. 48 OIL DISTRIBUTION SYSTEM					
1	XDCZZ	72582	5153284	.CLIP, RETAINING	1
2	PACZZ	72582	5153286	.STRAINER ELEMENT, SE	1
3	PACZZ	96906	MS51968-8	.NUT, PLAIN, HEXAGON	2
4	PACZZ	96906	MS90726-61	.SCREW, CAP, HEXAGON H	2
5	PACZZ	96906	MS27183-13	.WASHER, FLAT.....	4
6	PACZZ	96906	MS35338-46	.WASHER, LOCK	8
7	XDCZZ	72582	5124780	.BRACKET OIL PUMP	2
8	PACZZ	96906	MS18154-60	.SCREW, CAP, HEXAGON H..	2
9	XDCZZ	96906	MS90726-65	.SCREW, CAP, HEXAGON H..	2
10	XDCZZ	72582	5126320	.SUPPORT OIL PUMP	1
11	XDCZZ	72582	5126319	.FLANGE OIL PUMP	1
12	XDCZZ	72582	5118302	.STRAINER, OIL PUMP	1
13	XDCZZ	72582	5125760	.PIPE OIL PUMP INLET	1
14	PACZZ	72582	5167380	.GASKET PART OF KIT P/N 5196375	1
15	PACZZ	72582	5123241	.GASKET PART OF KIT P/N 5196375	1
16	XDCZZ	72582	143337	.ELBOW, PIPE TO TUBE	1
17	PACZZ	72582	5136025	.HOSE ASSEMBLY, NONME	1
18	XDCZZ	72582	143343	.ELBOW 90 DEGREE	1
19	PACZZ	72582	1508350	.COUPLING, PIPE	1
20	XDCZZ	72582	5118781	.TUBE, OIL PRESSURE G.....	1
21	XDCZZ	72582	5145009	.PLUG, PIPE	2
22	XDCZZ	96906	MS51884-3	.PLUG, PIPE	1
23	PACZZ	24617	180127	.SCREW, CAP, HEXAGON H	2
24	XDCZZ	72582	5144215	.BLOCK OIL PUMP	1

END OF FIGURE

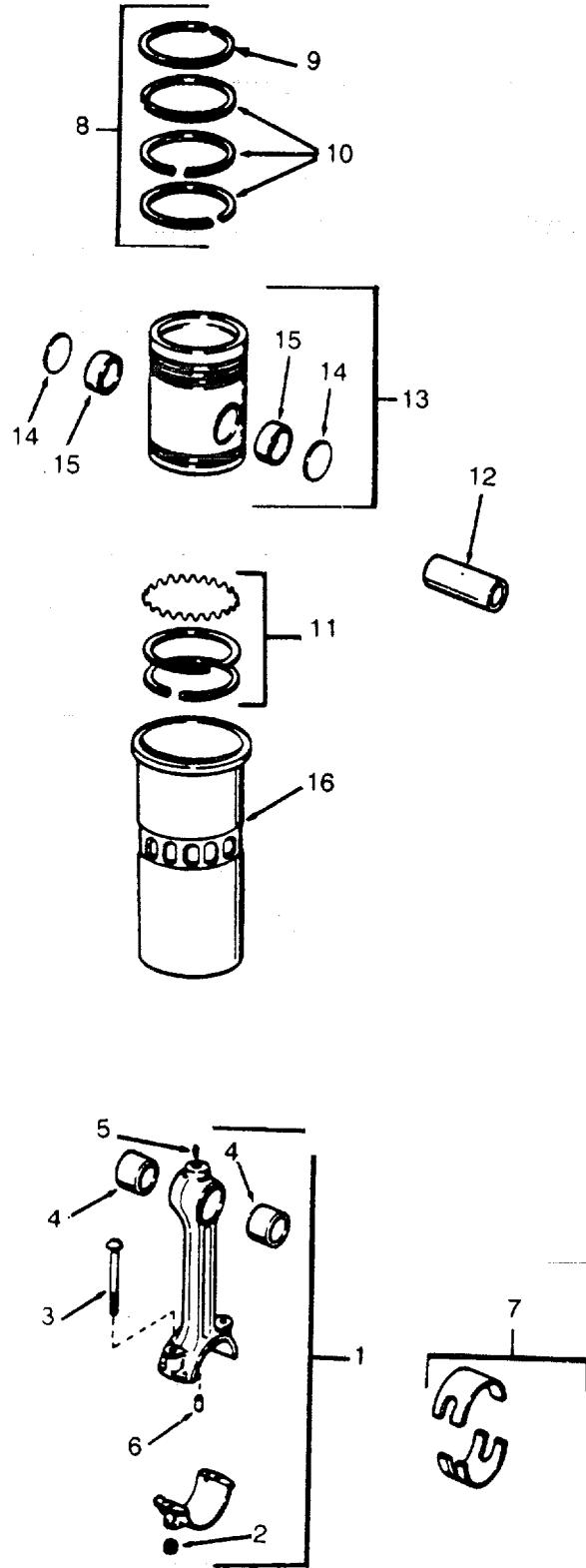


Figure 49. Pistons, Connecting Rods and Liners.

(1) ITEM NO	(2) SMR CODE	(3) CAGEC	(4) PART NUMBER	(5) DESCRIPTION AND USABLE ON CODES(UOC)	(6) QTY
GROUP 01 PROPULSION SYSTEM					
FIG. 49 PISTONS, CONNECTING RODS AND LINERS					
1	PACFZ	72582	5135756	.CONNECTING ROD, PIST CONNECTING ROD AND BEARING CAP PROCURED ONLY W/ ASSY	12
2	PACZZ	72582	5117629	..NUT, PLAIN, HEXAGON	2
3	PACZZ	72582	5132383	..BOLT, SHOULDER	2
4	PACZZ	72582	5157274	..BEARING, SLEEVE	2
5	PACZZ	72582	5150140	..NOZZLE, OIL	1
6	PACZZ	72582	5154360	..BEARING, ORIFICE	1
7	XDCZZ	72582	5149572	..BEARING, SLEEVE	12
8	PACZZ	72582	5199805	..RING SET, PISTON PART OF KIT P/N 5149265	12
9	XACZZ	72582	5136200	..RING, PISTON	1
10	XACZF	72582	5122321	..RING, PISTON	3
11	XDCZZ	72582	5197489	..RING SET, PISTON	1
12	PACZZ	72582	5188406	..PIN, PISTON PART OF KIT P/N 5149265.	12
13	PACFZ	72582	5149234	..PISTON, INTERNAL COM PISTON PROCURED ONLY W/ASSY PART OF KIT P/N 5149265	12
14	PACZZ	72582	5188405	..DISK, SOLID, PLAIN	2
15	PACZZ	72582	5155839	..BEARING, SLEEVE	2
16	PACZZ	72582	5113953	..CYLINDER SLEEVE PART OF KIT P/N 5149265	12
	PACZZ	72582	5149265	PARTS KIT, PISTON AS	12
				CYLINDER SLEEVE (12) 49-17	
				PIN, PISTON (12) 49-13	
				PISTON, INTERNAL COM (12) 49-14	
				RING SET, PISTON (12) 49-8	

END OF FIGURE

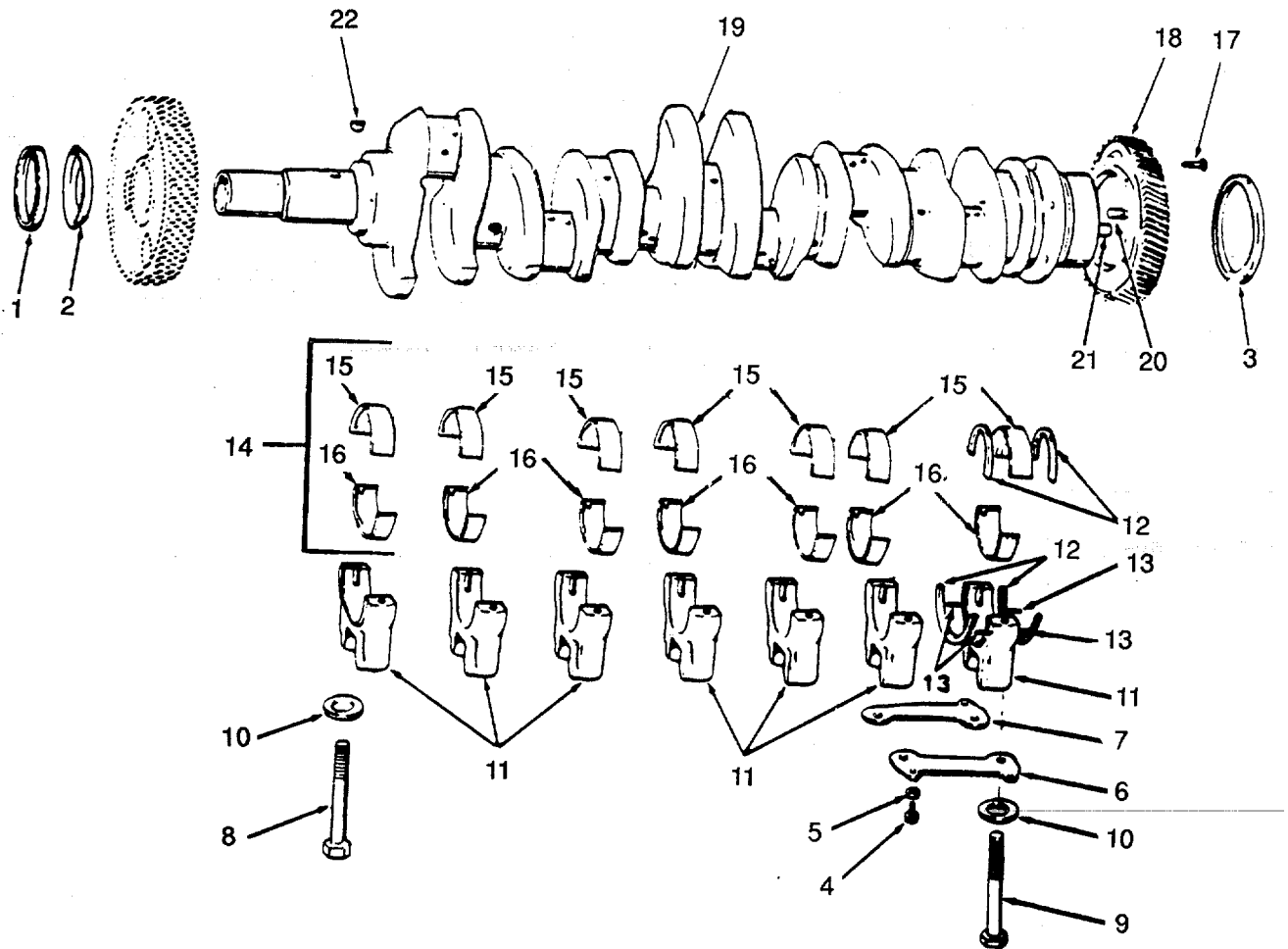


Figure 50. Crankshaft and Bearing.

SECTION II

TM55-1905-219-34P-1

(1) ITEM NO	(2) SMR CODE	(3) CAGEC	(4) PART NUMBER	(5) DESCRIPTION AND USABLE ON CODES(UOC)	(6) QTY
GROUP 01 PROPULSION SYSTEM					
FIG. 50 CRANKSHAFT AND BEARING					
1	PACZZ	72582	5115454	.SEAL, PLAIN ENCASED	1
2	PACZZ	72532	5132991	.SPACER, OIL	1
3	PACZZ	72582	5127821	.SEAL, PLAIN ENCASED	1
4	XDCZZ	72582	9409629	.BOLT	3
5	PACZZ	96906	MS27183-15	.WASHER, FLAT	3
6	XDCZZ	72582	5102370	.STABILIZER MAIN	1
7	XDCZZ	72582	5102413	.STABILIZER.....	1
8	PACZZ	72582	5116353	.BOLT, EXTERNALLY REL.....	12
9	PACZZ	72582	5102374	.BOLT, MACHINE	2
10	PACZZ	72582	5102373	.WASHER	14
11	XDCZZ	72582	5196317	.CAP CRANKSHAFT MAIN MAIN BEARING CAPS ARE PART OF BLOCK ASSEMBLY	7
12	PACZZ	72582	5117005	.THRUST PLATE, CRANKS (STANDARD)	4
13	PACZZ	72582	141346	.PIN, STRAIGHT, HEADLE	4
14	XDCZZ	72582	5196319	.BEARING	7
15	XACZZ	72582	5117011	..BEARING HALF, SLEEVE.....	1
16	XDCZZ	72582	5117010	..BEARING HALF, SLEEVE.....	1
17	PACZZ	96906	MS35763-1033	.BOLT, SELF-LOCKING CRANKSHAFT TIMING GEAR	6
18	PACZZ	72582	5122101	.GEAR, HELICAL LEFT HAND	1
18	PACZZ	72582	5117102	.GEAR, HELICAL RIGHT HAND	1
19	PAFHH	72582	5146734	.CRANKSHAFT, ENGINE	1
20	PACZZ	96906	MS20913-1S	..PLUG, PIPE.....	6
21	PACZZ	72582	5177528	..PIN, STRAIGHT, HEADLE.....	2
22	PACZZ	96906	MS35756-14	..KEY, WOODRUFF 3/16X7/8 OIL PUMP DRIVE GEAR	1

END OF FIGURE

SECTION II

TM55-1905-219-34P-1

(1) ITEM NO	(2) SMR CODE	(3) CAGEC	(4) PART NUMBER	(5) DESCRIPTION AND USABLE ON CODES(UOC)	(6) QTY
GROUP 01 PROPULSION SYSTEM					
FIG. 51 CYLINDER BLOCK					
1	XDCZZ	72582	5144327	.TUBE AIR BOX DRAIN.....	2
2	PACZZ	96906	MS51879-5	.ELBOW, PIPE TO TUBE	2
3	PACZZ	96906	MS18154-60	.SCREW, CAP, HEXAGON H	9
4	PACZZ	96906	MS35338-46	.WASHER, LOCK AIR BOX DRAIN TUBE	16
5	XDCZZ	96906	MS90726-57	.SCREW CAP HEX HEAD	2
6	PACZZ	96906	MS15795-513	.WASHER, FLAT	2
7	XDCZZ	72582	5117058	.COVER CYLINDER	1
8	KFCZZ	72582	5117059	.GASKET PART OF KIT P/N 5196375	1
9	XDCZZ	72532	5117498	.PLATE CYLINDER	1
10	PACZZ	72582	5121459	..INSERT, SCREW THREAD	11
11	KFCZZ	72582	5102551	..GASKET PART OF KIT P/N 5196375	1
12	PACZZ	96906	MS18154-60	.SCREW, CAP, HEXAGON H.....	5
13	PACZZ	96906	MS90725-109	.SCREW, CAP, HEXAGON H	2
14	XDCZZ	96906	MS35338-48	.WASHER, LOCK	2
15	XDCZZ	72582	5132422	.PLATE CYLINDER	1
16	PACZZ	72582	5121459	..INSERT, SCREW THREAD	7
17	KFCZZ	72582	5121835	..GASKET BLOCK END FRONT PLATE (17/ 32 ID X 1.12 OD) PART	1
18	PACZZ	72582	5132445	..GASKET PART OF KIT P/N 5196375.....	1
19	PACZZ	96906	MS20913-3S	.COUPLING HALF, QUICK	4
20	PACZZ	96906	MS20913-1S	.PLUG, PIPE	4
21	PACZZ	96906	MS51968-5	.NUT, PLAIN, HEXAGON	22
22	XDCZZ	96906	MS35338-45	.WASHER, LOCK	22
23	PACZO	96906	MS27183-11	.WASHER, FLAT	22
24	XDCZZ	72582	5144186	.COVER CYLINDER	2
25	PACZZ	72582	5106689	.GASKET PART OF KIT P/N 5196375.....	2
26	XDCZZ	72582	5132458	.COVER CYLINDER	8
27	PACZZ	72582	8923791	.GASKET PART OF KIT P/N 5196375.....	22
29	PACZZ	96906	MS18154-59	.SCREW, CAP, HEXAGON H.....	8
28	PACZZ	72582	5152121	.STUD, PLAIN.....	4
30	PACZZ	96906	MS27183-13	.WASHER, FLAT	4
31	XDCZZ	72582	5117733	COVER CYLINDER	1
32	XDCZZ	72582	5117734	.GASKET PART OF KIT P/N 5196375	1
33	PAHZZ	72582	5199139	.ENGINE BLOCK, DIESEL REFER TO.....	1
34	PACZZ	96906	MS20913-4S	..PLUG, PIPE	8
35	XDCZZ	96906	MS49005-10	..PLUG, PIPE	6
36	PACZZ	96906	MS20913-2S	..PLUG, PIPE	2
38	PACZZ	19207	7707730	..PLUG, EXPANSION	2
39	PACZZ	72582	9428477	..PLUG, EXPANSION	1
40	XDCZZ	81381	5139988	..PLUG, EXPANSION	1
41	PACZZ	72582	5123862	..PLUG, EXPANSION.....	2
42	PACZZ	21450	141214	..PIN	4
43	XDCZZ	96906	MS35783-2	..COCK, DRAIN SHIPPED LOOSE W/ CYLINDER BLOCK.....	2
44	PACZZ	96906	MS35782-6	..COCK, DRAIN SHIPPED LOOSE W/	1

SECTION II		TM55-1905-219-34P-1			
(1)	(2)	(3)	(4)	(5)	(6)
ITEM NO	SMR CODE	CAGEC	PART NUMBER	DESCRIPTION AND USABLE ON CODES(UOC)	QTY
45	PACZZ	77873	A30262300-4	CYLINDER BLOCK ..BOLT, SELF-LOCKING SHIPPED LOOSE W/CYLINDER BLOCK	3
46	PACZZ	96906	MS27183-15	..WASHER, FLAT SHIPPED LOOSE W/ CYLINDER BLOCK	3
47	PACZZ	21450	103197	..STUD, PLAIN SHIPPED LOOSE W/ CYLINDER BLOCK	2
48	PACZZ	72582	141346	.PIN, STRAIGHT, HEADLE SHIPPED LOOSE W/CYLINDER BLOCK	4
49	PACZZ	72582	5151576	.PIN, STRAIGHT, HEADLE SHIPPED LOOSE W/CYLINDER BLOCK	4
	PACZZ	72582	5196375	GASKET AND SEAL SET THIS KIT WHEN USED WITH KIT 5196378 PROVIDES GASKETS NECESSARY FOR COMPLETE ENGINE OVERHAUL	1
				CLAMP, HOSE (1) 21-3	
				GASKET (1) 8-43	
				GASKET (1) 8-78	
				GASKET (1) 8-95	
				GASKET (1) 9-8	
				GASKET (2) 10-40	
				GASKET (1) 11-4	
				GASKET (1) 11-11	
				GASKET (1) 11-14	
				GASKET (1) 14-3	
				GASKET (1) 19-21	
				GASKET (3) 19-23	
				GASKET (1) 19-24	
				GASKET (1) 21-7	
				GASKET (1) 21-13	
				GASKET (1) 21-20	
				GASKET (3) 21-23	
				GASKET (1) 21-27	
				GASKET (2) 21-41	
				GASKET (2) 24-9	
				GASKET (1) 24-21	
				GASKET (12) 25-8	
				GASKET (3) 26-14	
				GASKET (2) 26-20	
				GASKET (1) 26-33	
				GASKET (1) 26-35	
				GASKET (1) 29-6	
				GASKET (1) 33-3	
				GASKET (1) 33-17	
				GASKET (1) 34-20	
				GASKET (2) 35-5	
				GASKET (8) 35-9	
				GASKET (4) 35-16	
				GASKET (2) 35-17	
				GASKET (2) 36-11	
				GASKET (2) 38-18	
				GASKET (2) 38-25	

SECTION II		TM55-1905-219-34P-1			
(1)	(2)	(3)	(4)	(5)	(6)
ITEM NO	SMR CODE	CAGEC	PART NUMBER	DESCRIPTION AND USABLE ON CODES(UOC)	QTY
				GASKET	(2) 39-14
				GASKET	(1) 45-13
				GASKET	(1) 45-27
				GASKET	(2) 45-41
				GASKET	(1) 45-42
				GASKET	(1) 46-9
				GASKET	(1) 46-19
				GASKET	(1) 46-20
				GASKET	(20) 47-6
				GASKET	(1) 47-7
				GASKET	(1) 48-14
				GASKET	(1) 48-15
				CASKET	(1) 51-8
				GASKET	(1) 51-11
				GASKET	(1) 51-17
				GASKET	(1) 51-18
				GASKET	(2) 51-25
				GASKET	(8) 51-27
				GASKET	(1) 51-32
				GASKET AND SEAL SET	(1) 21-21
				GASKET FLYWHEEL	(1) 38-30
				GASKET SET	(2) 19-8
				PACKING, PREFORMED	(2) 19-2
				SPACER, RING	(2) 18-10
				WASHER, FLAT	(1) 8-21
				WASHER, FLAT	(1) 21-37

END OF FIGURE

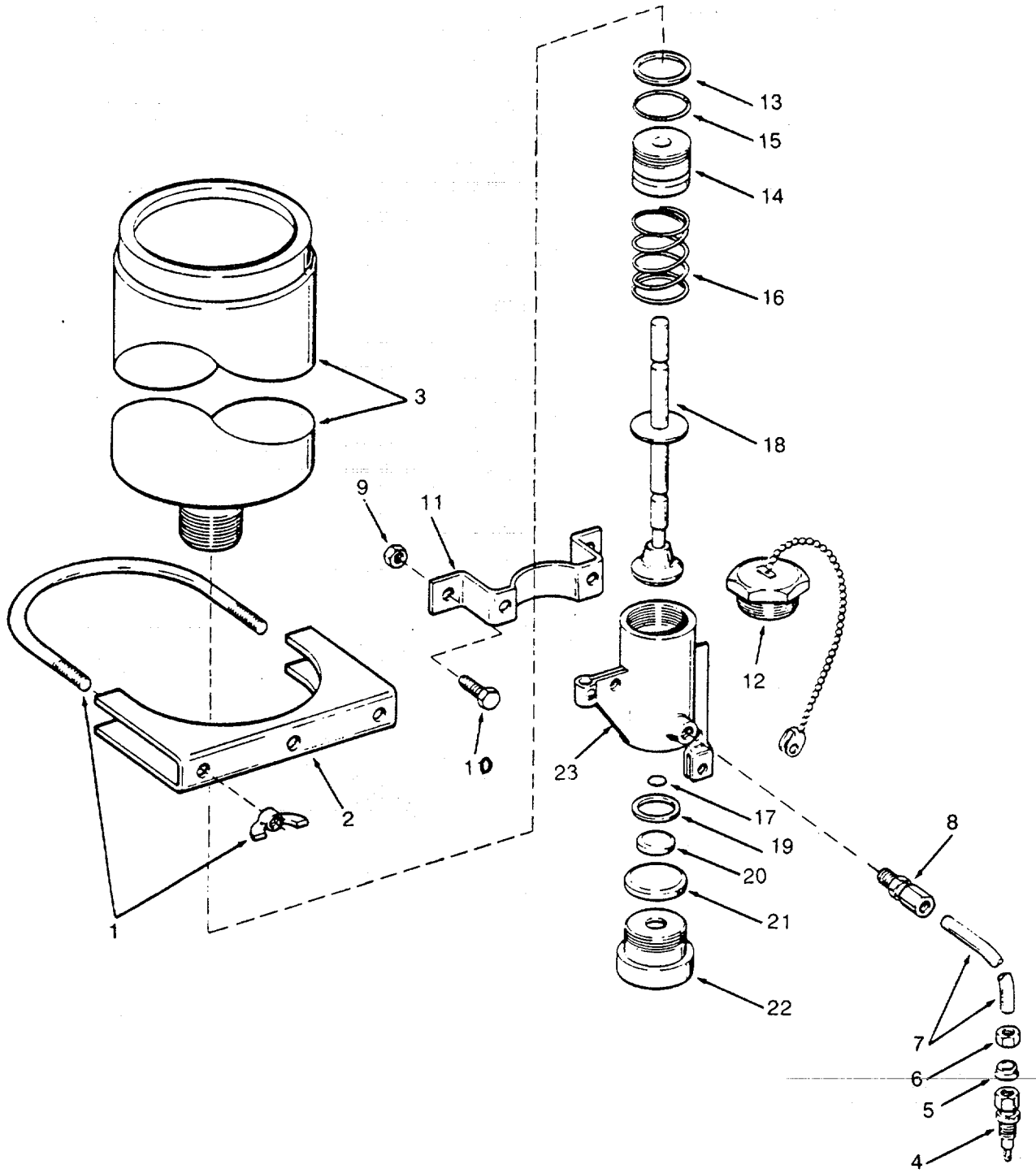


Figure 52. Starting Aid.

SECTION II

TM55-1905-219-34P-1

(1) ITEM NO	(2) SMR CODE	(3) CAGEC	(4) PART NUMBER	(5) DESCRIPTION AND USABLE ON CODES(UOC)	(6) QTY
GROUP 01 PROPULSION SYSTEM					
FIG. 52 STARTING AID					
	XDOZZ	61112	LP-3262	STARTING AID QUICK	1
1	XDCZZ	61112	LP-2291	.STUD INCLUDES WINGNUTS	2
2	PACZZ	61112	LP2299-1	.CLAMP ASSEMBLY	2
3	PACZZ	53203	20000	.CARTRIDGE, ENGINE ST.....	1
4	PACZZ	92679	286871C91	.FITTING, MANIFOLD	1
5	XDCZZ	61112	LP-3156	.FERRULE COPPER TUBE.....	1
6	XDCZZ	61112	LP-3157	.NUT TUBE	1
7	PACZZ	61112	LP-2978-48	.TUBE, METALLIC.	1
8	PACZZ	61112	LP-482-1	.ADAPTER STRAIGHT.....	1
9	PACZZ	96906	MS51967-5	NUT, PLAIN, HEXAGON.	3
10	PACZZ	96906	MS90728-32	BOLT, MACHINE	3
11	XDCZZ	80064	520-4661599-DET7 D	BRACKET STARTING.....	1
12	KFCZZ	61112	LP-2401	CAP ASSEMBLY INCLUDES ATTACHING CHAIN PART OF KIT P/N QS2-1TC..	1
13	KFCZZ	61112	LP-1233	GASKET PART OF KIT P/N QS2-1TC.....	1
14	KFCZZ	61112	LP-3225	BUSHING PART OF KIT P/N QS2-1TC.....	1
15	KFCZZ	61112	LP-3229	PACKING PREFORMED PART OF KIT P/N QSZ-LTC	1
16	KFCZZ	61112	LP-3231	SPRING PART OF KIT P/N QS2-1TC	1
17	KFCZZ	61112	LP-3014	PACKING PREFORMED PART OF KIT P/N QS2-1TC	1
18	KFCZZ	61112	LP-3419-1	PIN ASSEMBLY PART OF KIT P/N QS2-1TC	1
19	KFCZZ	61112	LP-3227	WASHER NYLON PART OF KIT P/N QS2-ITC	1
20	KFCZZ	61112	LP-3230	PACKING PREFORMED PART OF KIT P/N QS2-1TC	1
21	KFCZZ	61112	LP-3012	PACKING PREFORMED PART OF KIT P/N QS2-1TC.....	1
22	KFCZZ	61112	LP-3228	BUSHING PART OF KIT P/N QS2-1TC.....	1
23	XDCZZ	61112	LP-3224	BODY, VALVE	1
	XDCZZ	61112	QS2-1TC	VALVE, CONTROL.....	1
				BUSHING (1) 52-15	
				BUSHING (1) 52-23	
				CAP ASSEMBLY (1) 52-13	
				GASKET (1) 52-14	
				PACKING PREFORMED (1) 52-16	
				PACKING PREFORMED (1) 52-18	
				PACKING PREFORMED (1) 52-21	
				PACKING PREFORMED (1) 52-22	
				PIN ASSEMBLY (1) 52-19	
				SPRING (1) 52-17	
				WASHER NYLON (1) 52-20	

END OF FIGURE

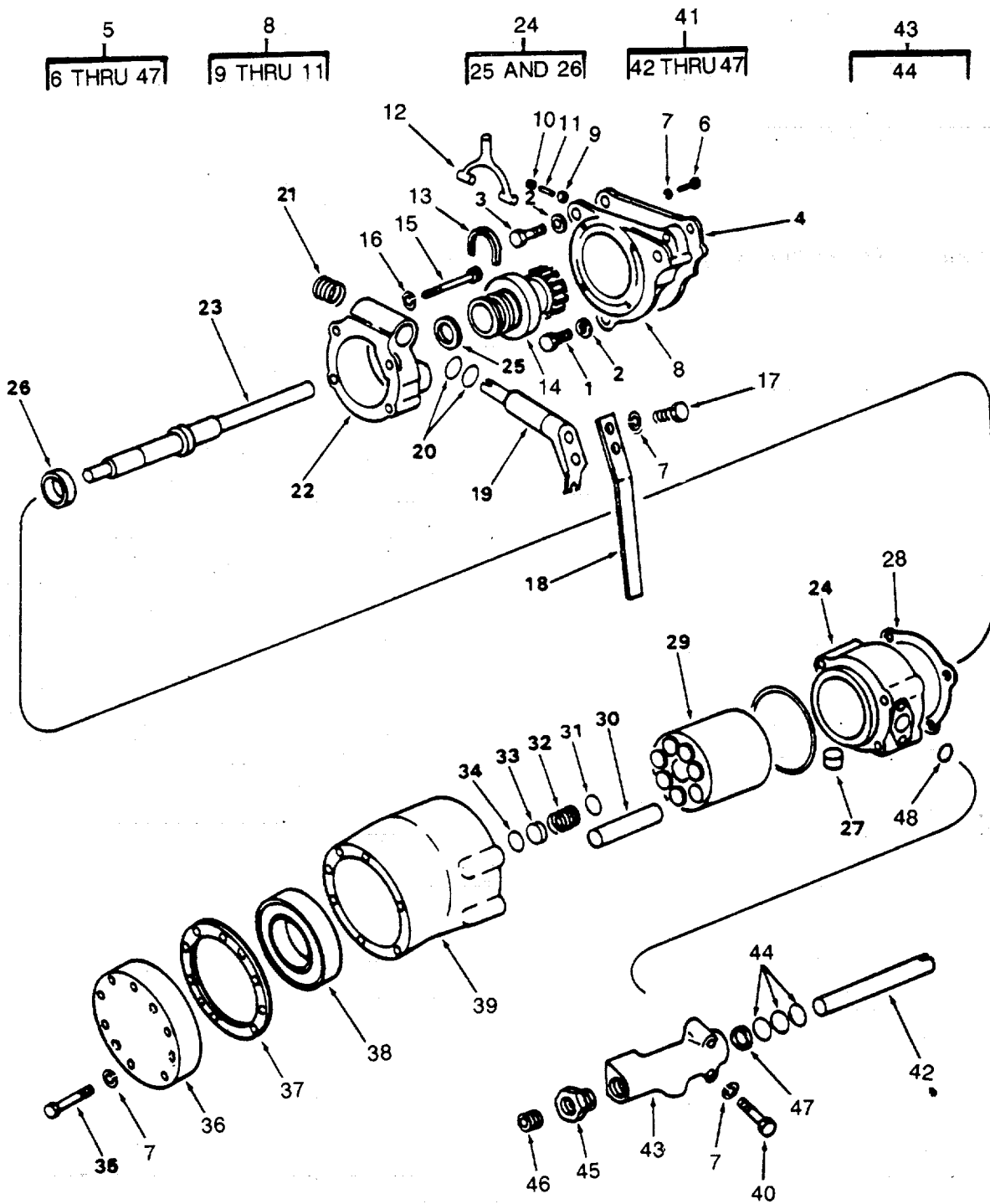


Figure 53. Hydrostarter - Propulsion Engine.

SECTION II

TM55-1905-219-34P-1

(1) ITEM NO	(2) SMR CODE	(3) CAGEC	(4) PART NUMBER	(5) DESCRIPTION AND USABLE ON CODES(UOC)	(6) QTY
GROUP 01 PROPULSION SYSTEM					
FIG. 53 HYDROSTARTER-PROPULSION ENGINE					
1	PACZZ	96906	MS90725-161	SCREW, CAP, HEXAGON H	2
2	XDCZZ	96906	MS35338-50	WASHER, LOCK	6
3	XDCZZ	72582	273666	SCREW..	2
4	PACZZ	72582	5130995	GASKET.	2
5	PAHZZ	96906	MS16998-58	.SCREW, CAP, SOCKET HE	8
6	PACHH	72582	5125121	STARTER, HYDRAULIC	2
7	XDHZZ	96906	MS35338-45	.WASHER, LOCK	22
8	XAHZZ	72582	6505015	.HOUSING STARTER ORDERED AS PART OF ASSY	1
9	PAHZZ	72582	6525027	..SPACER, SLEEVE.....	1
10	PACZO	76197	9112001	..PLUG, PIPE.....	1
11	XDCZZ	72582	6525025	..WICK.	1
12	XDHZZ	72582	6525015	.FORK CLUTCH	1
13	XDHZZ	72582	6525257	.YOKE, CLUTCH	1
14	XDHZZ	72582	1949752	.CLUTCH HYDRAULIC	1
15	PAHZZ	96906	MS16997-108	.SCREW, CAP, SOCKET HE	4
16	PAHZZ	96906	MS35338-46	.WASHER, LOCK	4
17	PAHZZ	96906	MS90727-32	.BOLT, MACHINE.....	2
18	XDHZZ	72582	6525475	.HANDLE CONTROL	1
19	XDHZZ	72582	5126701	.SHAFT CONTROL	1
20	XDHZZ	72582	6525288	.PACKING, PREFORMED	2
21	XDHZZ	72582	6525021	.SPRING, HELICAL, TORS	1
22	XDHZZ	72582	5126685	.HOUSING CLUTCH	1
23	XDHZZ	72582	5126709	.SHAFT STARTER	1
24	XDHZZ	72582	5126704	.PLATE ASSEMBLY	1
25	XDHZZ	72582	9414405	..RING RETAINING.....	1
26	XDHZZ	72582	5125069	..OIL SEAL 1 1-2IN ID	1
27	PACZZ	96906	MS20913-3S	.COUPLING HALF, QUICK	1
28	XDHZZ	72582	6525218	.GASKET VALVE PLATE	1
29	XDHZZ	72582	5126706	.ROTOR STARTER	1
30	XDHZZ	72582	5125085	.PISTON STARTER.....	7
31	XDHZZ	72582	5125084	.WASHER FLAT	1
32	PAHZZ	72582	6525010	.SPRING, HELICAL, COMP	1
33	XDHZZ	72582	6525093	.RING RETAINING	1
34	XDHZZ	72582	6525094	.RETAINER SNAP RING.....	1
35	PAHZZ	96906	MS90725-43	.SCREW, CAP, HEXAGON H	10
36	XDHZZ	72582	5125080	.COVER STARTER END	1
37	XDHZZ	72582	5125068	.GASKET END COVER ..	1
38	XDHZZ	43334	5310BLA	.BEARING	1
39	XDHZZ	72582	5125071	.HOUSING MOTOR	1
40	PACZZ	96906	MS90725-34	.BOLT, MACHINE HYDRAULIC STARTER CONTROL.....	2
41	XDHZZ	72582	5145664	.VALVE ASSY HYD.....	1
42	XDCZZ	72582	6505018	..VALVE CONTROL INCLUDES PIN	1
43	XAHZZ	72582	5199415	..BODY ASSEMBLY VALVE ORDERED AS PART OF ASSY.....	1
44	PACZZ	72582	6525114	...PACKING, PREFORMED.....	3

SECTION II		TM55-1905-219-34P-1			
(1)	(2)	(3)	(4)	(5)	(6)
ITEM NO	SMR CODE	CAGEC	PART NUMBER	DESCRIPTION AND USABLE ON CODES(UOC)	QTY
45	XDCZZ	72582	5126466	..PLUG CONTROL VALVE	1
46	XDCZZ	72582	6525090	..PLUG BREATHER VALVE VALVE.....	1
47	PAHZZ	72582	6525261	..GASKET.....	1
48	PAHZZ	72582	6525111	.PACKING, PREFORMED	1

END OF FIGURE

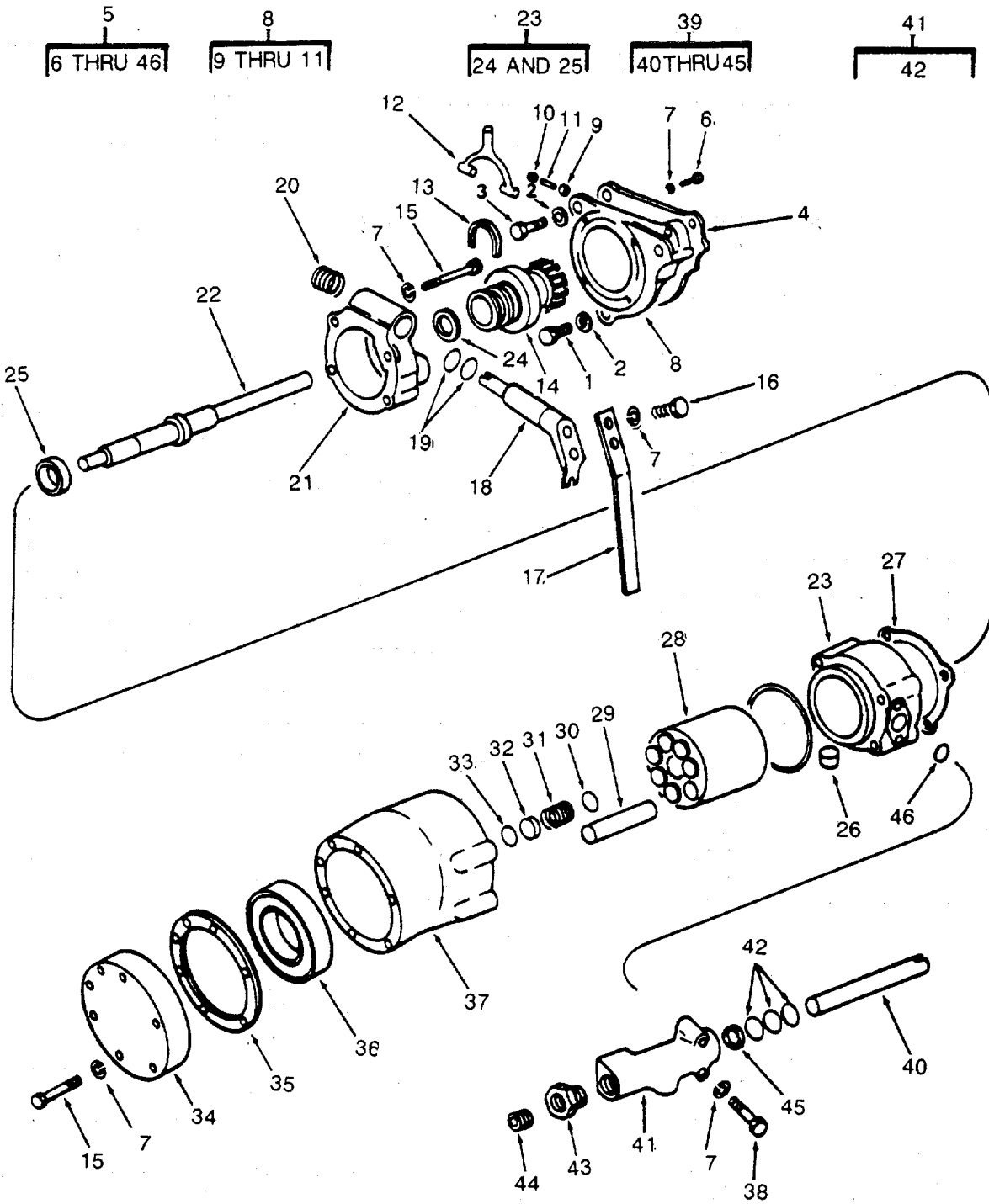


Figure 54. Hydrostarter - Diesel Generator Engine.

SECTION II

TM55-1905-219-34P-1

(1) ITEM NO	(2) SMR CODE	(3) CAGEC	(4) PART NUMBER	(5) DESCRIPTION AND USABLE ON CODES(UOC)	(6) QTY
GROUP 01 PROPULSION SYSTEM					
FIG. 54 HYDROSTARTER-DIESEL GENERATOR ENGINE					
1	XDCZZ	72582	271557	BOLT 5/8-11X1 3/8	2
2	XDCZZ	96906	MS35338-50	WASHER, LOCK	3
3	XDCZZ	72582	273666	SCREW.....	2
4	PCCZZ	72582	5130995	GASKET	1
5	PACZZ	72582	6505065	STARTER, ENGINE, AIR	1
6	PAHZZ	96906	MS16998-58	.SCREW, CAP, SOCKET HE	4
7	XDHZZ	96906	MS35338-45	.WASHER, LOCK	18
8	XDHZZ	72582	6505015	.HOUSING ASSEMBLY INCLUDES BUSHING WICK AND PLUG	1
9	PAHZZ	72582	6525027	..SPACER, SLEEVE.....	1
10	XDCZZ	96906	MS21336-2S	..PLUG 1/8IN PIPE.....	1
11	XDCZZ	72582	6525025	..WICK	1
12	XDHZZ	72582	6525015	.FORK HYD STARTER	1
13	XDHZZ	72582	6525257	.YOKE, CLUTCH	1
14	XDHZZ	72582	1932031	.CLUTCH (DRIVE) HYD	1
15	PAHZZ	96906	MS90727-43	.BOLT, MACHINE	10
16	PACZZ	96906	MS90727-32	.BOLT, MACHINE	2
17	XDCZZ	72582	6525475	.HANDLE HYD STARTER	1
18	XDHZZ	72582	6525474	.SHAFT HYD STARTER.....	1
19	PAHZZ	72582	6525288	.PACKING, PREFORMED.....	2
20	XDHZZ	72582	6525021	.SPRING, HELICAL, TORS	1
21	XDHZZ	72582	6525008	.HOUSING HYD STARTER	1
22	XDHZZ	72582	6505031	.SHAFT HYD STARTER	1
23	XDHZZ	72582	6505048	.PLATE ASSEMBLY	1
24	XDHZZ	72582	5139415	..RING RETAINING....	1
25	PAHZZ	72582	6525007	..SEAL, PLAIN ENCASED	1
26	XDCZZ	96906	MS49006-8	.PLUG, PIPE, MAGNETIC ..	1
27	PAHZZ	72582	6525217	.GASKET AT VALVE PLATE	1
28	XDHZZ	72582	6525009	.ROTOR HYD STARTER	1
29	XDHZZ	72582	6525020	.PISTON HYD STARTER	7
30	XDCZZ	72582	6525013	.WASHER (1 7/16IN	1
31	XDHZZ	72582	6525010	.SPRING, HELICAL, COMP	1
32	XDHZZ	72582	6525093	.RING SNAP	1
33	XDHZZ	72582	6525094	.RETAINER SNAP RING.....	1
34	XDCZZ	72582	6525001	.COVER HYD STARTER	1
35	PACZZ	72582	6525006	.GASKET	1
36	PAHZZ	72582	6505026	.BEARING ASSY, HYDRAU	1
37	XDHZZ	72582	6505013	.HOUSING ASSY HYD INCLUDES..... BEARINGS .	1
38	PAHZZ	96906	MS90727-39	BOLT, MACHINE	2
39	XDHZZ	72582	5145664	.VALVE ASSY HYD	1
40	XDHZZ	72582	6505018	..VALVE (INCL PIN).....	1
41	XDHZZ	72582	5199415	..BODY ASSY HYD.....	1
42	PAHZZ	72582	6525114	...PACKING, PREFORMED.....	3
43	XDHZZ	72582	5126466	..PLUG CONTROL VALVE	1
44	XDHZZ	72582	6525090	..PLUG BREATHER VALVE.....	1
45	XDHZZ	72582	6525261	..GASKET OD 1.125INCH X .906ID.....	1

SECTION II TM55-1905-219-34P-1

(1)	(2)	(3)	(4)	(5)	(6)
ITEM	SMR		PART		
NO	CODE	CAGEC	NUMBER	DESCRIPTION AND USABLE ON CODES(UOC)	QTY
46	PAHZZ	72582	6525110	.PACKING, PREFORMED .	1

END OF FIGURE

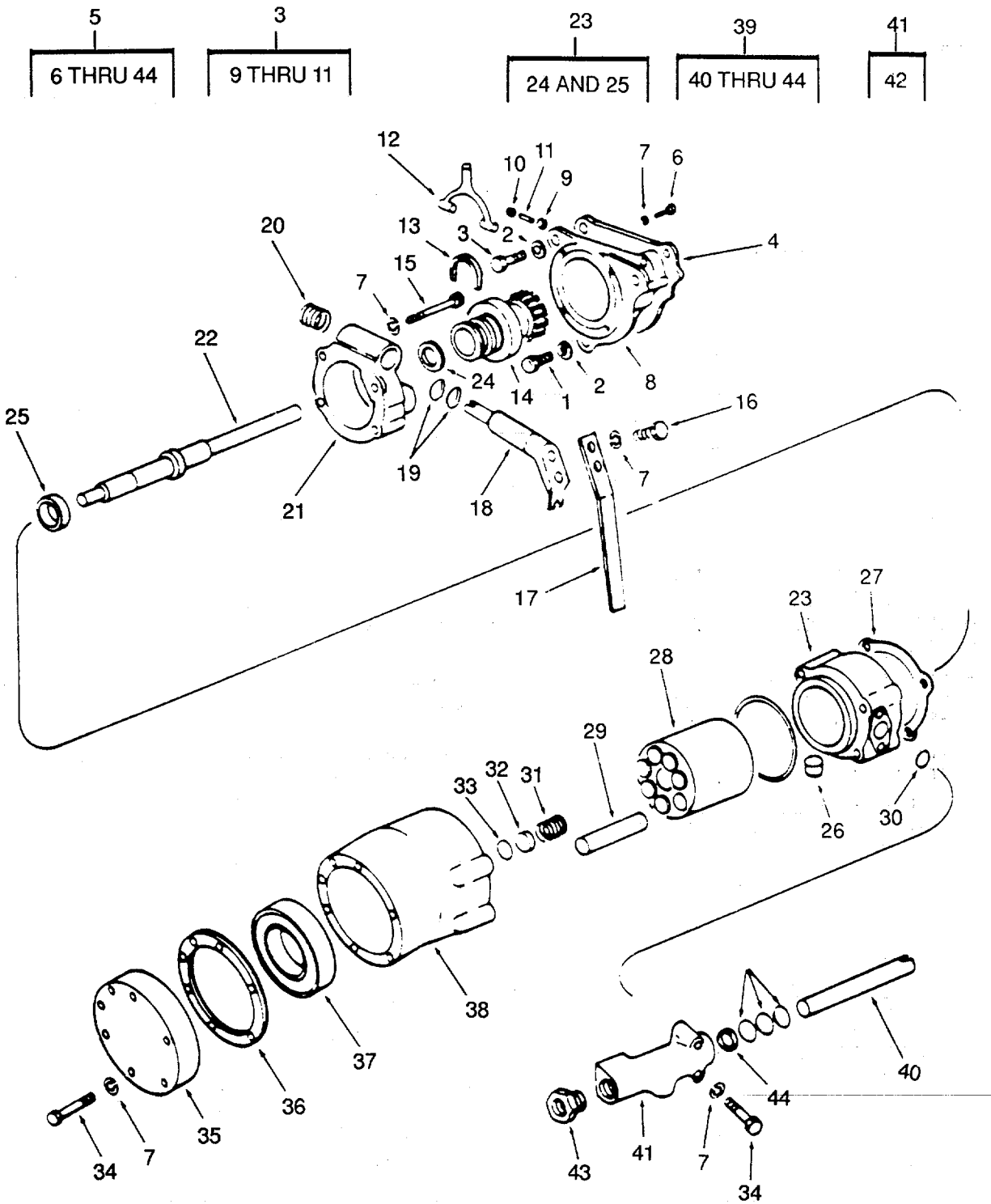


Figure 55. Hydrostarter - Anchor Winch Engine.

SECTION II

TM55-1905-219-34P-1

(1) ITEM NO	(2) SMR CODE	(3) CAGEC	(4) PART NUMBER	(5) DESCRIPTION AND USABLE ON CODES(UOC)	(6) QTY
GROUP 01 PROPULSION SYSTEM					
FIG. 55 HYDROSTARTER-ANCHOR WINCH ENGINE					
1	PACZZ	96906	MS90725-161	SCREW, CAP, HEXAGON H	2
2	XDCZZ	96906	MS35338-50	WASHER, LOCK	3
3	XDCZZ	72582	273666	SCREW.....	2
4	PACZZ	72582	5130995	GASKET.....	1
5	XDCHH	72582	5143338	MOTOR, STARTER, HYDRA ANCHOR WINCH ENGINE ONLY	1
6	PAHZZ	96906	MS90726-31	.BOLT, MACHINE.....	4
7	XDHZZ	96906	MS35338-45	.WASHER, LOCK	4
8	XDHZZ	72582	6505015	.HOUSING ASSEMBLY.....	1
9	PAHZZ	72582	6525027	..SPACER, SLEEVE	1
19	XDCZZ	96906	MS21336-2S	..PLUG PIPE.....	1
11	XDCZZ	72582	6525025	. WICK	1
12	XDHZZ	72582	6525015	.FORK CLUTCH	1
13	XDHZZ	72582	6525257	.YOKE , CLUTCH	1
14	XDHZZ	72582	932031	.CLUTCH DRIVE.....	1
15	PAHZZ	96906	MS90726-43	.BOLT, MACHINE.....	4
16	XDCZZ	96906	MS90726-32	.BOLT, MACHINE	2
17	XDCZZ	72582	6525475	.HANDLE CONTROL.....	1
18	XDHZZ	72582	6525474	.SHAFT CONTROL	1
19	PAHZZ	72582	6525288	.PACKING, PREFORMED.....	2
20	XDHZZ	72582	6525021	.SPRING, HELICAL, TORS.....	1
21	XDHZZ	72582	6525008	.HOUSING CLUTCH	1
22	XDHZZ	72582	6505031	.SHAFT STARTER	1
23	XDHZZ	72582	6505048	.PLATE ASSY.....	1
24	XDHZZ	72582	5139415	..RING RETAINING	1
25	PAHZZ	72582	6525007	..SEAL, PLAIN ENCASED	1
26	XDCZZ	96906	MS49006-8	.PLUG , PIPE, MAGNETIC	1
27	PACZZ	72582	6525006	.GASKET	1
28	XDHZZ	72582	6525009	.ROTOR STARTER	1
29	XDHZZ	72582	6525020	.PISTON STARTER.....	1
30	PAHZZ	72582	6525110	.PACKING, PREFORMED.....	1
31	XDHZZ	72582	6525010	.SPRING, HELICAL, COMP	1
32	XDHZZ	72582	6525093	.RING SNAP.....	1
33	XDHZZ	72582	6525094	.RETAINER RING	1
34	PACZZ	96906	MS90727-39	.BOLT, MACHINE.....	8
35	XDCZZ	72582	6525001	.COVER STARTER	1
36	PAHZZ	72582	6525217	.GASKET	1
37	PAHZZ	72582	6505026	.BEARING ASSY, HYDRAU	1
38	XDHZZ	72582	6505013	.HOUSING ASSEMBLY	1
39	XDHZZ	72582	5145561	.VALVE A SSEMBLY	1
40	XDHZZ	72582	6505018	..VALVE CONTROL	1
41	XDHZZ	72582	5108648	..BODY VALVE	1
42	PAHZZ	72582	6525114	...PACKING, PREFORMED	3
43	XDHZZ	72582	5137028	..PLUG VALVE	1
44	XDHZZ	72582	6525106	..GASKET VALVE.....	1

END OF FIGURE

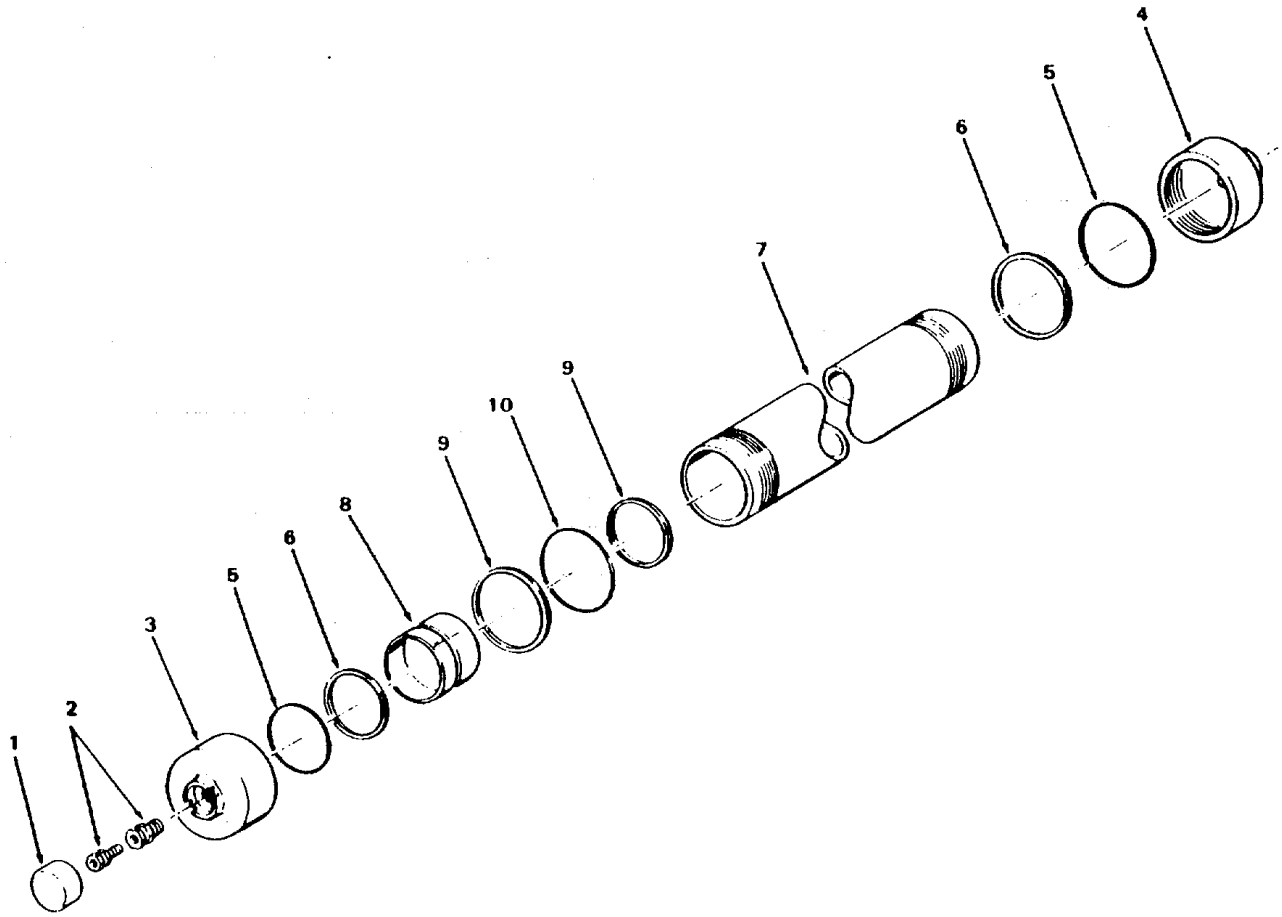


Figure 56. Hydraulic Starting System Accumulator.

SECTION II		TM55-1905-219-34P-1			
(1)	(2)	(3)	(4)	(5)	(6)
ITEM NO	SMR CODE	CAGEC	PART NUMBER	DESCRIPTION AND USABLE ON CODES(UOC)	QTY
				GROUP 01 PROPULSION SYSTEM	
				FIG. 56 HYDRAULIC STARTER SYSTEM ACCUMULATOR	
	XDCHH	72572	5131274	ACCUMULATOR USED ON PROPULSION ENGINES ONLY.....	4
	XDCHF	72582	5131276	ACCUMULATOR ASSEMBL USED ON DIESEL GENERATOR AND ANCHOR WINCH ENGINES ONLY	3
1	XDCZZ	72582	6274217	.RETAINER, PACKING	1
2	XDCZZ	72582	6525035	.VALVE, PNEUMATIC TAN.....	2
3	XDHZZ	72582	6525097	.CAP ACCUMULATOR.	1
4	XDHZZ	72582	6525194	.CAP, ACCUMULATOR.....	1
5	PAHZZ	72582	6525227	.PACKING, PREFORMED.....	2
6	PAHZZ	72582	6525427	.PACKING, PREFORMED.....	2
7	XDHZZ	72582	5131272	.SHELL ACCUMULATOR.....	1
8	PAHZZ	72582	5125519	.PISTON, HYDRAULIC ST	1
9	PAHZZ	72582	6525151	.PACKING, PREFORMED.....	2
10	PAHZZ	72582	6525351	.PACKING, PREFORMED	1

END OF FIGURE

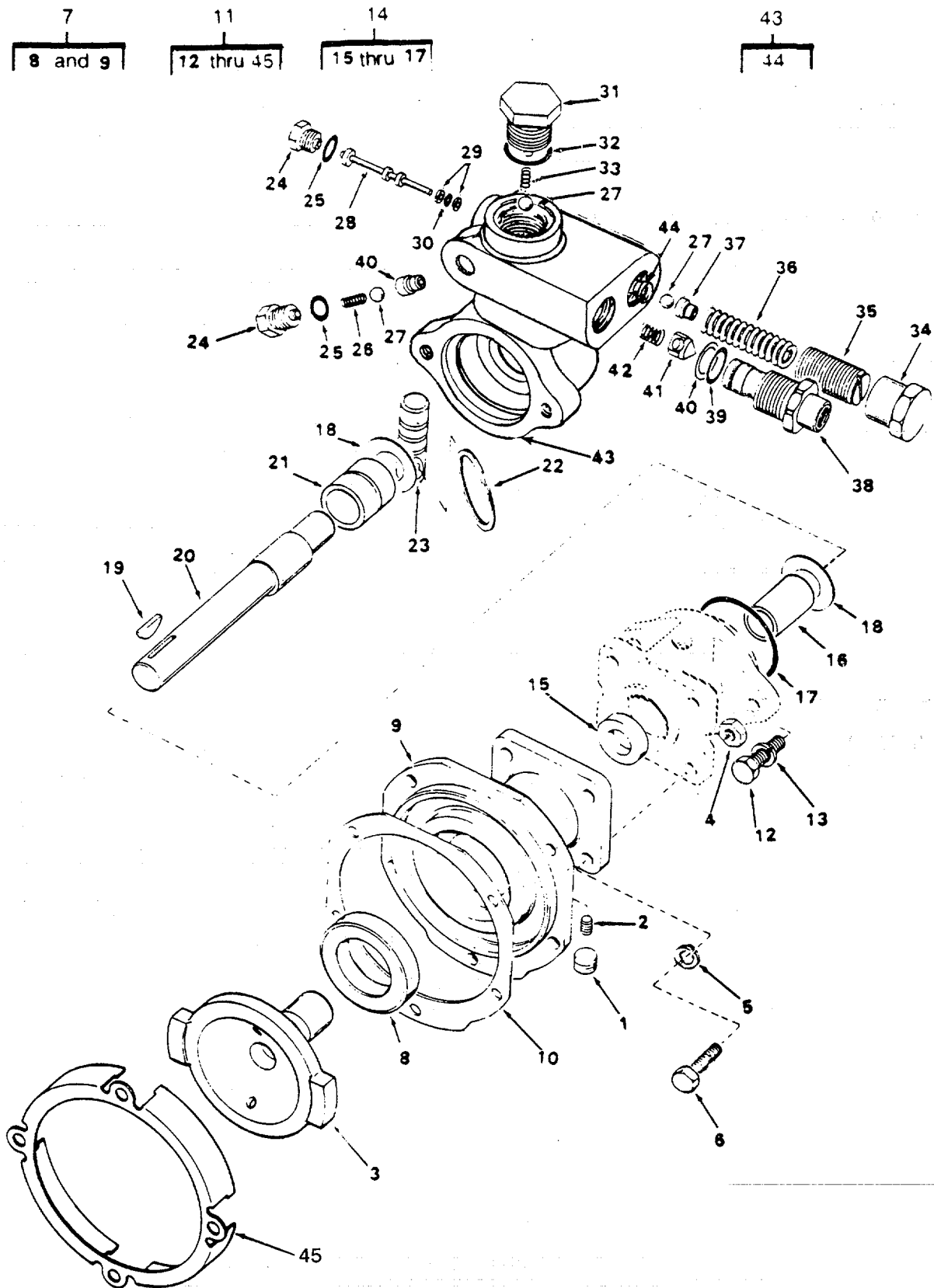


Figure 57. Engine Driven Hydraulic Pump.

SECTION II

TM55-1905-219-34P-1

(1) ITEM NO	(2) SMR CODE	(3) CAGEC	(4) PART NUMBER	(5) DESCRIPTION AND USABLE ON CODES(UOC)	(6) QTY
GROUP 01 PROPULSION SYSTEM					
FIG. 57 ENGINE DRIVEN HYDRAULIC PUMP					
	XDCHZ	01843	RPA300412B	PUMP, ROTARY	4
1	XDHZZ	01843	PG100137	..PLUG, PIPE	1
2	XDHZZ	01843	SC2096	..SETSCREW HEX SOCKET	1
3	XDHZZ	01843	DV202966	DRIVE PUMP.....	1
4	XDHZZ	01843	NT5-10CA	NUT, PLAIN, HEXAGON	4
5	XDHZZ	01843	WA6-10CA	..WASHER, LOCK	4
6	XDHZZ	01843	SC2046	..SCREW	4
7	XDHZZ	01843	FL202963	..FLANGE ASSEMBLY.....	1
8	PAHZZ	01843	SE1047	..SEAL, OIL	1
9	XDHZZ	01843	FL202964	..FLANGE MOUNTING	1
10	PAHZZ	01843	GA202082	..GASKET	1
11	PACFF	01843	RPA308090B	..PUMP, ROTARY	4
12	XDHZZ	01843	SC1618	..BOLT, MACHINE	2
13	XDHZZ	01843	WA5-10CA	..WASHER, LOCK.....	2
14	XDHZZ	01843	FL203317	..FLANGE ASSEMBLY.....	1
15	XBHZZ	01843	SE100082	...SEAL, OIL PART OF KIT P/N KT202788	1
16	PAHZZ	01843	BG203320	...BEARING	1
17	KBHZZ	01843	GA1129-5	...PACKING PART OF KIT P/N KT202788.	1
18	XDHZZ	01843	WA1933	..WASHER FLAT	2
19	XDHZZ	01843	KY1-4	..KEY, WOODRUFF.....	1
20	PAHZZ	01843	SH202594	..SHAFT, SHOULDERED	1
21	XDHZZ	01843	BG203321-2	..BEARING, SLEEVE NOT SERVICEABLE.....	1
22	KBHZZ	01843	RG1098	..RING, RETAINING PART OF KIT P/N KT202788	2
23	XDHZZ	01843	PT202606	..PISTON, HYDRAULIC	1
24	XDHZZ	01843	PG202614	..PLUG, HEX HEAD	2
25	KBHZZ	01843	GA1129-1	..PACKING, PREFORMED PART OF KIT P/N KT202788	2
26	XDHZZ	01843	SP202607	..SPRING, PUMP PART OF KIT P/N KT202788.....	1
27	PAHZZ	01343	BB100210	..BALL, BEARING.....	3
28	XDHZZ	01343	PC202613	..PLUNGER VALVE	1
29	KBHZZ	01843	RG100157	..RETAINER, PACKING PART OF KIT P/N KT202788	2
30	KBHZZ	01843	GA1129-7	..PACKING, PREFORMED PART OF KIT P/N KT202788	1
31	XDHZZ	01843	PG202608	..PLUG, HEX HEAD	1
32	KBHZZ	01843	GA1129-2	..PACKING, PREFORMED PART OF KIT P/N KT202788	1
33	KBHZZ	01843	SP202702	..SPRING, HELICAL, COMP PART OF KIT P/N KT202788	1
34	XDHZZ	01843	CP202609	..CAP VALVE UNLOADING CIIC(E).....	1
35	XDHZZ	01843	SC202610	..SCREW ADJUSTING.....	1
36	XDHZZ	01843	SP202611	..SPRING VALVE	1
37	PAHZZ	01843	VS202612	..SEAT, VALVE	1
38	XDHZZ	01843	FI202617	..FITTING ADAPTER	1
39	KBHZZ	01843	GA1129-4	..PACKING PREFORMED PART OF KIT P/N	1

SECTION II		TM55-1905-219-34P-1			
(1)	(2)	(3)	(4)	(5)	(6)
ITEM NO	SMR CODE	CAGEC	PART NUMBER	DESCRIPTION AND USABLE ON CODES(UOC)	QTY
				KT202788	1
40	PAHZZ	01843	RG1138	..RING, BACKUP, PUMP	1
41	PAHZZ	01843	VA202616	..VALVE, INLET	1
42	KBHZZ	01843	SP202615	..SPRING, PUMP PART OF KIT P/N	1
				KT202788	1
43	XDHZZ	01843	HG203315	..HOUSING ASSEMBLY	1
44	PAHZZ	01843	VS202602	...SEAT VALVE.....	2
45	XDHZZ	72582	6525073	..PLATE, DRIVE, HYDRAUL.....	1
	PAHZZ	01843	KT202788	PARTS KIT, ENGINE FU	1
				PACKING (1) 57-17	
				PACKING PREFORMED (1) 57-39	
				PACKING, PREFORMED (2) 57-25	
				PACKING, PREFORMED (1) 57-30	
				PACKING, PREFORMED (1) 57-32	
				RETAINER, PACKING (2) 57-29	
				RING, RETAINING (2) 57-22	
				SEAL, OIL (1) 57-15	
				SPRING, HELICAL, COMP (1) 57-33	
				SPRING, PUMP (1) 57-26	
				SPRING, PUMP (1) 57-42	

END OF FIGURE

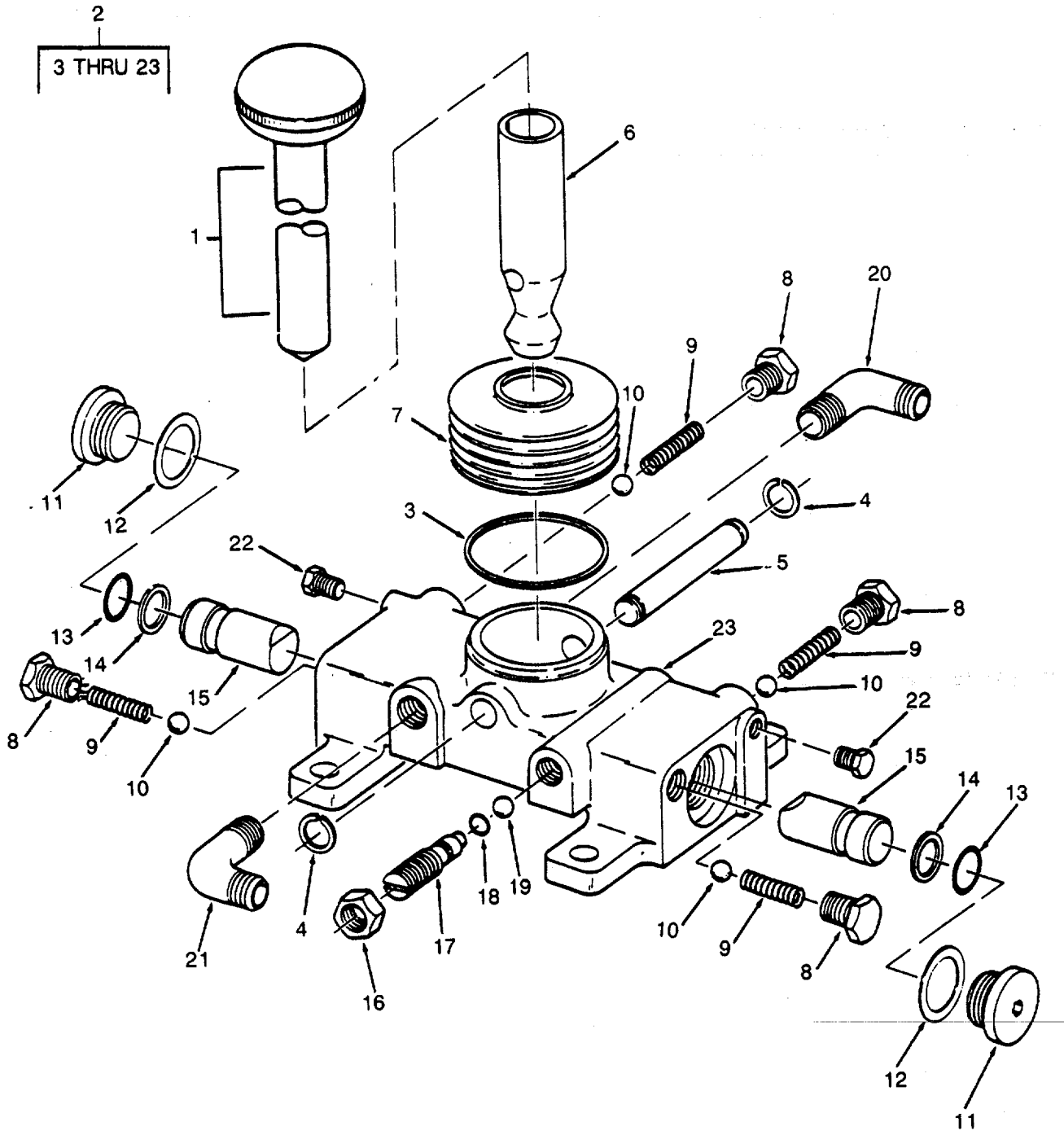


Figure 58. Starting System Hand Pump

SECTION II

TM55-1905-219-34P-1

(1) ITEM NO	(2) SMR CODE	(3) CAGEC	(4) PART NUMBER	(5) DESCRIPTION AND USABLE ON CODES(UOC)	(6) QTY
GROUP 01 PROPULSION SYSTEM					
FIG. 58 STARTING SYSTEM HAND PUMP					
1	XDCZZ	72582	6525044	HANDLE PUMP	1
2	PACZZ	72582	6505002	PUMP, HAND, HYDROSTAR	5
3	XDCZZ	72582	6525081	.RING BOOT RETAINING	1
4	PACZZ	72582	148150	.SPRING, RETAINING	2
5	XDCZZ	72582	6525047	.PIN CAM.....	1
6	PACZZ	72582	6525043	.CAM, LEVER, HAND PUMP	1
7	PCCZZ	72582	6525048	.BOOT, DUST AND MOIST.....	1
8	XDCZZ	72582	6525046	PLUG SPRING GUIDE	4
9	PACZZ	72582	6525042	.SPRING, HELICAL, COMP	4
10	XDCZZ	72582	104919	.BALL STEEL 5-16IN	4
11	XDCZZ	72582	6525089	.PLUG HEX SOCKET 7-8	2
12	XDCZZ	72582	6525261	.GASKET	2
13	PCCZZ	72582	6525111	.PACKING, PREFORMED.....	2
14	PCCZZ	72582	6525311	.RETAINER, PACKING	2
15	XDCZZ	72582	6525041	.PISTON PUMP	2
16	PACZZ	96906	MS51968-11	.NUT, PLAIN, HEXAGON	1
17	XDCZZ	72582	6525045	.SCREW RELIEF VALVE	1
18	XDHZZ	72582	6525104	.PACKING, PREFORMED	1
19	XDCZZ	72582	104919	.BALL STEEL 5-16IN	1
20	PACZZ	72582	9402864	.ELBOW, PIPE TO TUBE	1
21	PACZZ	96906	MS39162-5	.ELBOW, PIPE TO TUBE	1
22	PACZO	76191	9112001	.PLUG, PIPE.....	2
23	XACZZ	72582	6505040	.BODY PUMP	1

END OF FIGURE

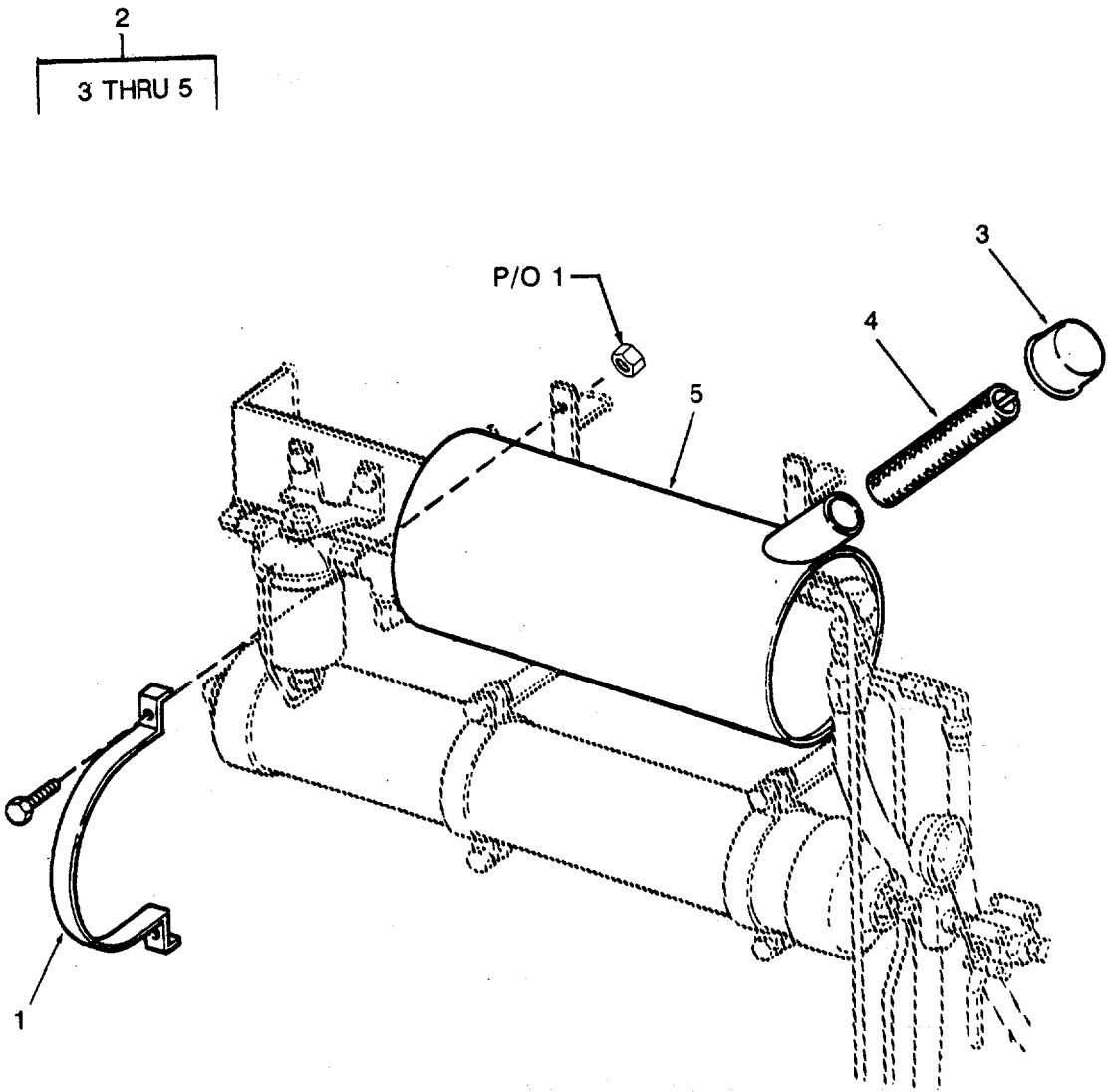


Figure 59. Hydraulic Reservoir - Anchor Winch Engine.

SECTION II

TM55-1905-219-34P-1

(1) ITEM NO	(2) SMR CODE	(3) CAGEC	(4) PART NUMBER	(5) DESCRIPTION AND USABLE ON CODES(UOC)	(6) QTY
				GROUP 01 PROPULSION SYSTEM	
				FIG. 59 HYDRAULIC RESERVOIR-ANCHOR WINCH ENGINE	
1	XDCZZ	72582	5115524	CLAMP (STRAP) INCLUDES ATTACHING HARDWARE	2
2	XDCHH	72582	6505033	RESERVOIR ASSEMBLY USED ON ANCHOR WINCH ENGINE ONLY	1
3	XDCZZ	72582	1553180	.CAP, FILLER OPENING.....	1
4	XDCZZ	72582	6505020	.STRAINER ELEMENT, SE.....	1
5	XDHZZ	72582	6525096	.RESERVOIR HYDRAULIC	1

END OF FIGURE

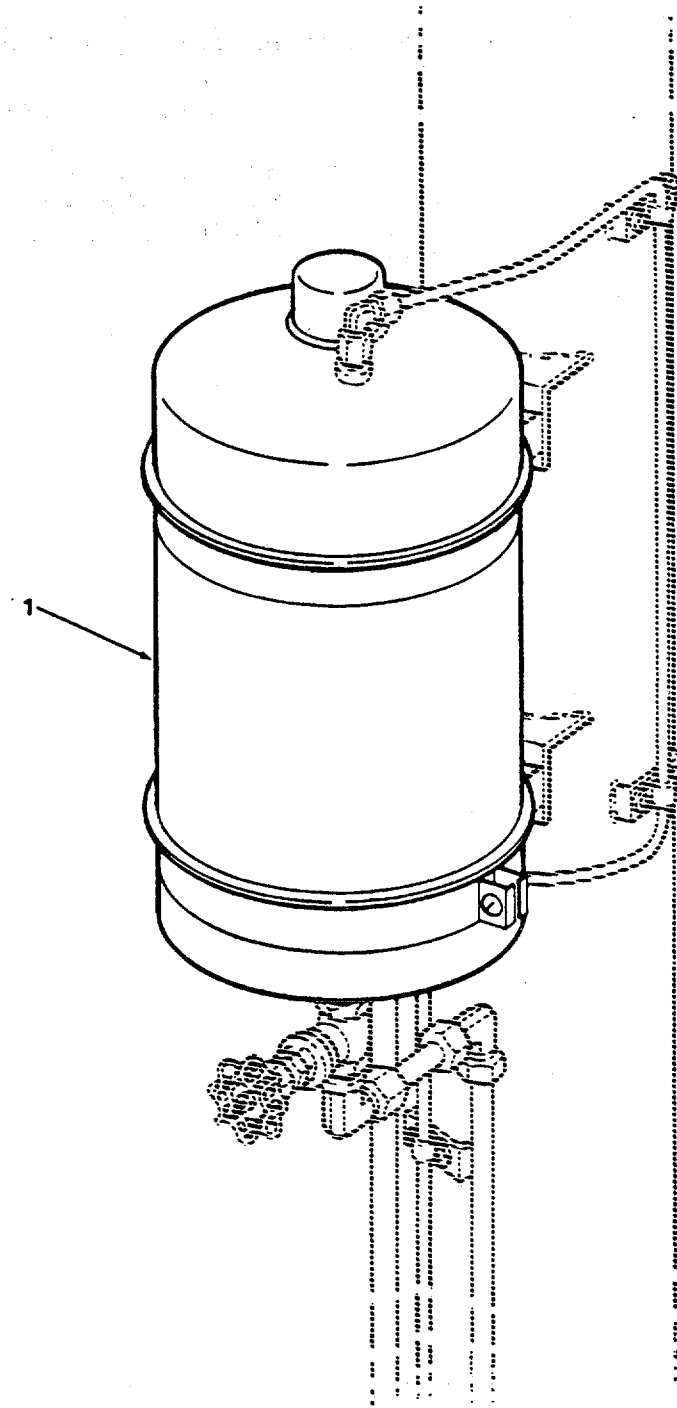


Figure 60. Hydraulic Reservoir - Propulsion and Diesel Generator Engines.

SECTION II TM55-1905-219-34P-1

(1) ITEM NO	(2) SMR CODE	(3) CAGEC	(4) PART NUMBER	(5) DESCRIPTION AND USABLE ON CODES(UOC)	(6) QTY
-------------------	--------------------	--------------	-----------------------	---	------------

GROUP 01 PROPULSION SYSTEM

FIG. 60 HYDRAULIC RESERVOIR-
PROPULSION AND DIESEL
GENERATOR ENGINE

1	XDCZZ	72582	5100155 MOD	RESERVOIR ASSEMBLY USED ON DIESEL GENERATOR AND PROPULSION ENGINES.....	2
---	-------	-------	-------------	--	---

END OF FIGURE

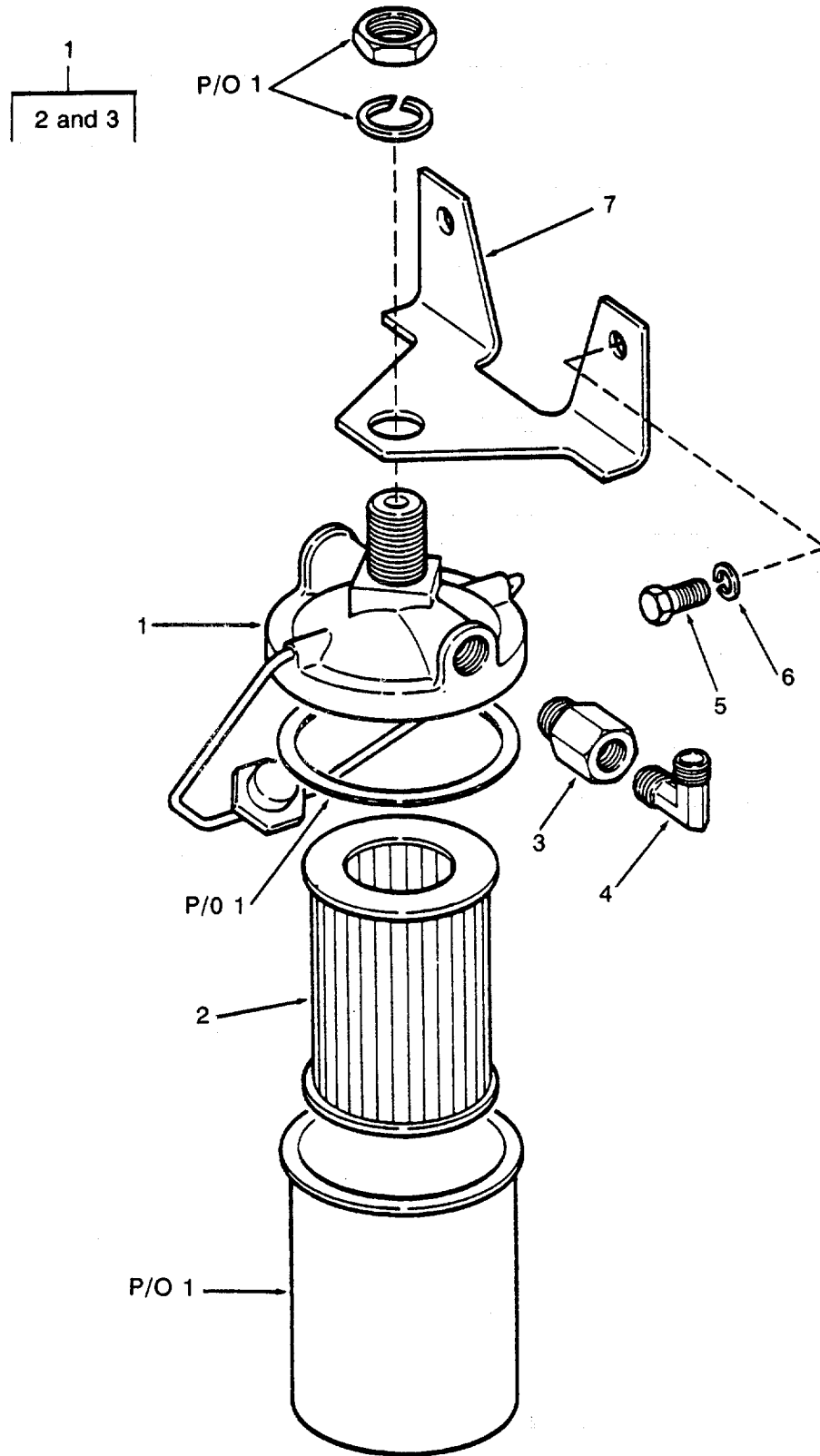


Figure 61. Hydraulic Starting System Filter.

SECTION II

TM55-1905-219-34P-1

(1) ITEM NO	(2) SMR CODE	(3) CAGEC	(4) PART NUMBER	(5) DESCRIPTION AND USABLE ON CODES(UOC)	(6) QTY
				GROUP 01 PROPULSION SYSTEM	
				FIG. 61 HYDRAULIC STARTING SYSTEM FILTER	
1	PACZZ	72582	854453	FILTER, FLUID	5
2	PACZZ	725824	854454	FILTER ELEMENT, FLUI.....	1
3	XDCZZ	72582	5120375	ADAPTOR 1/4 X 1/8	2
4	XDCZZ	72582	443808	ELBOW 3/8 FLARED	2
5	PACZZ	96906	MS90727-5	SCREW, CAP, HEXAGON H	2
6	PACZZ	96906	MS35338-44	WASHER, LOCK.....	2
7	XDCZZ	72582	5118187	BRACKET MOUNTING	1

END OF FIGURE

STARBOARD MAIN ENGINE

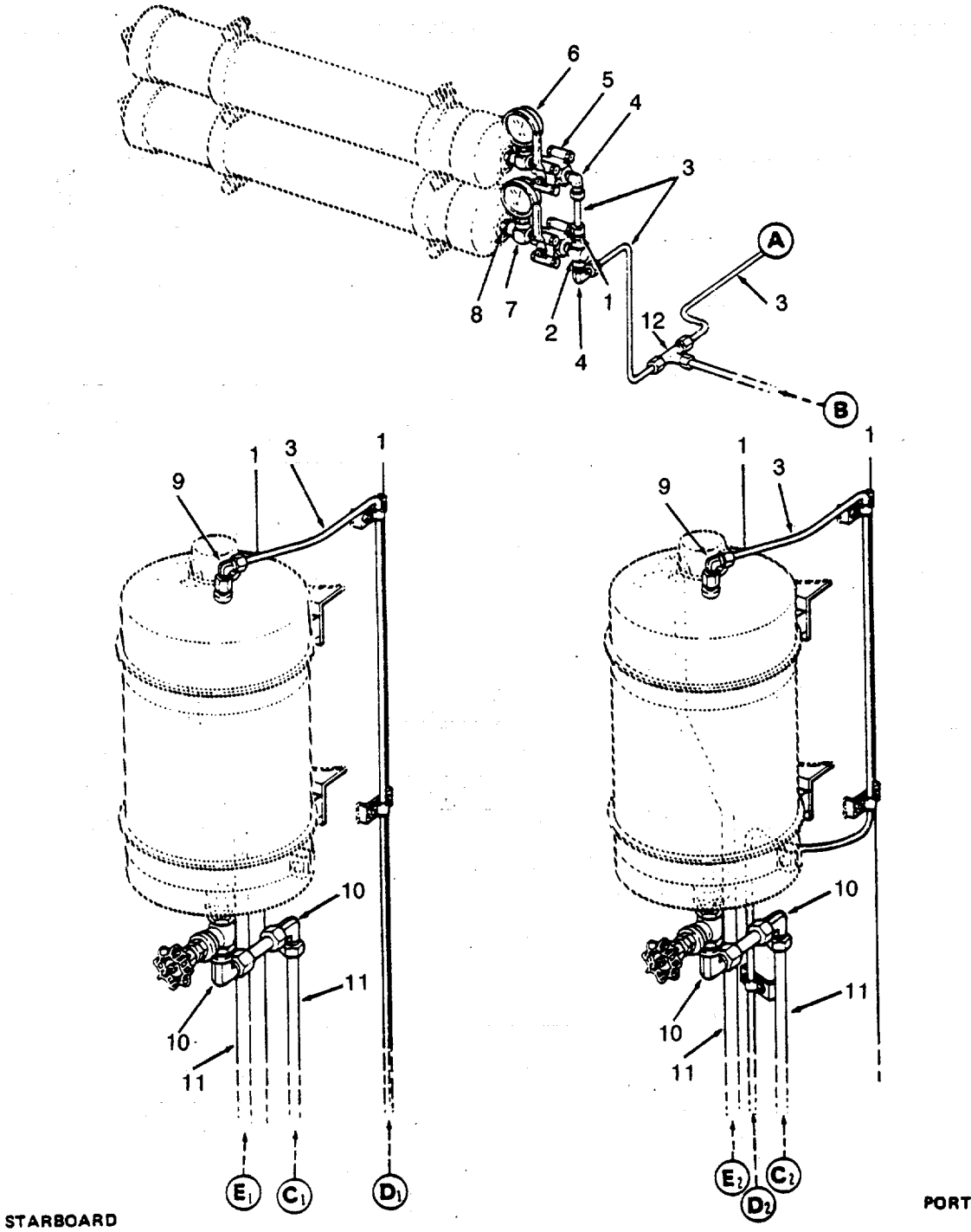


Figure 62. Hydraulic Starting System Piping (Sheet 1 of 5).

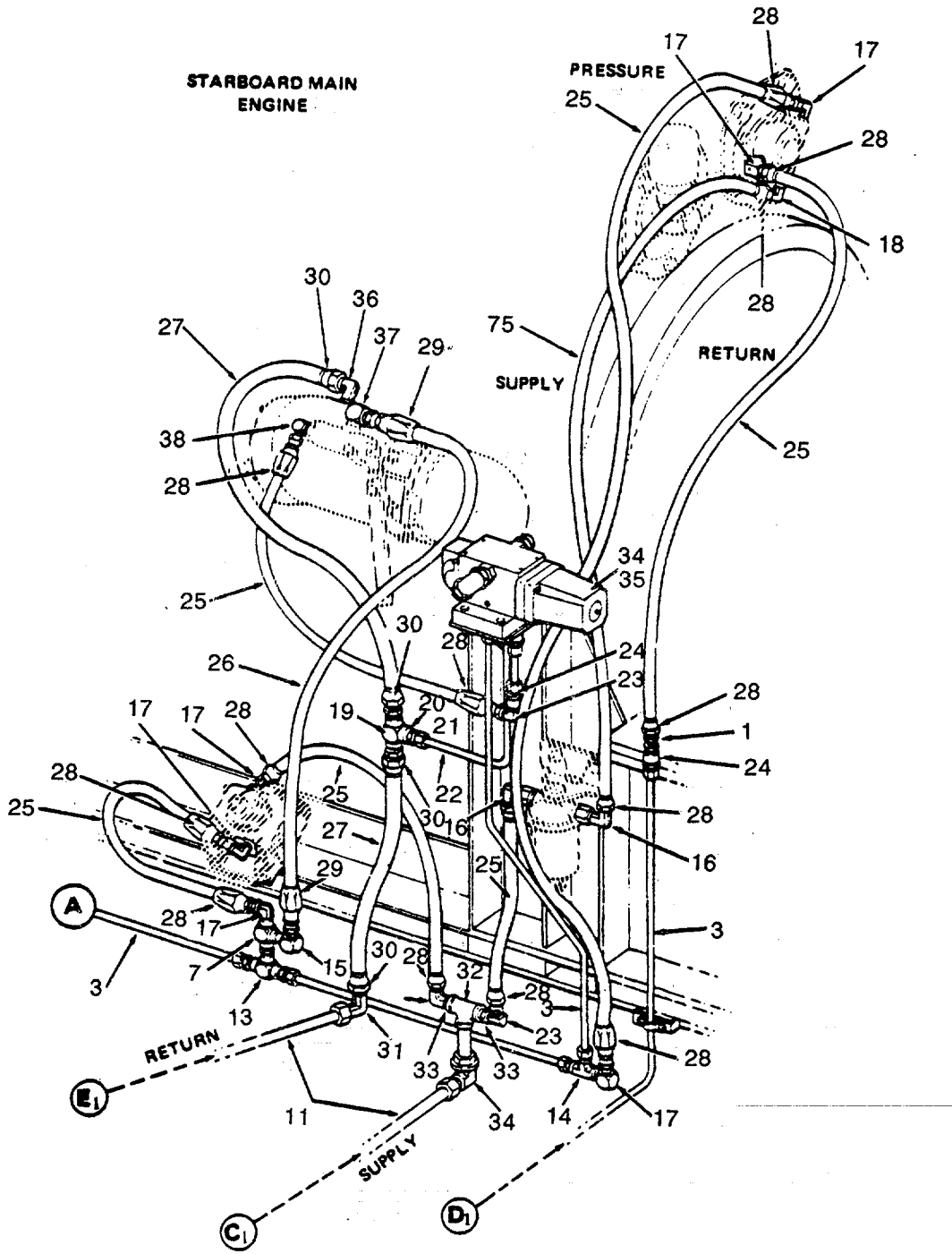


Figure 62. Hydraulic Starting System Piping (Sheet 2 of 5).

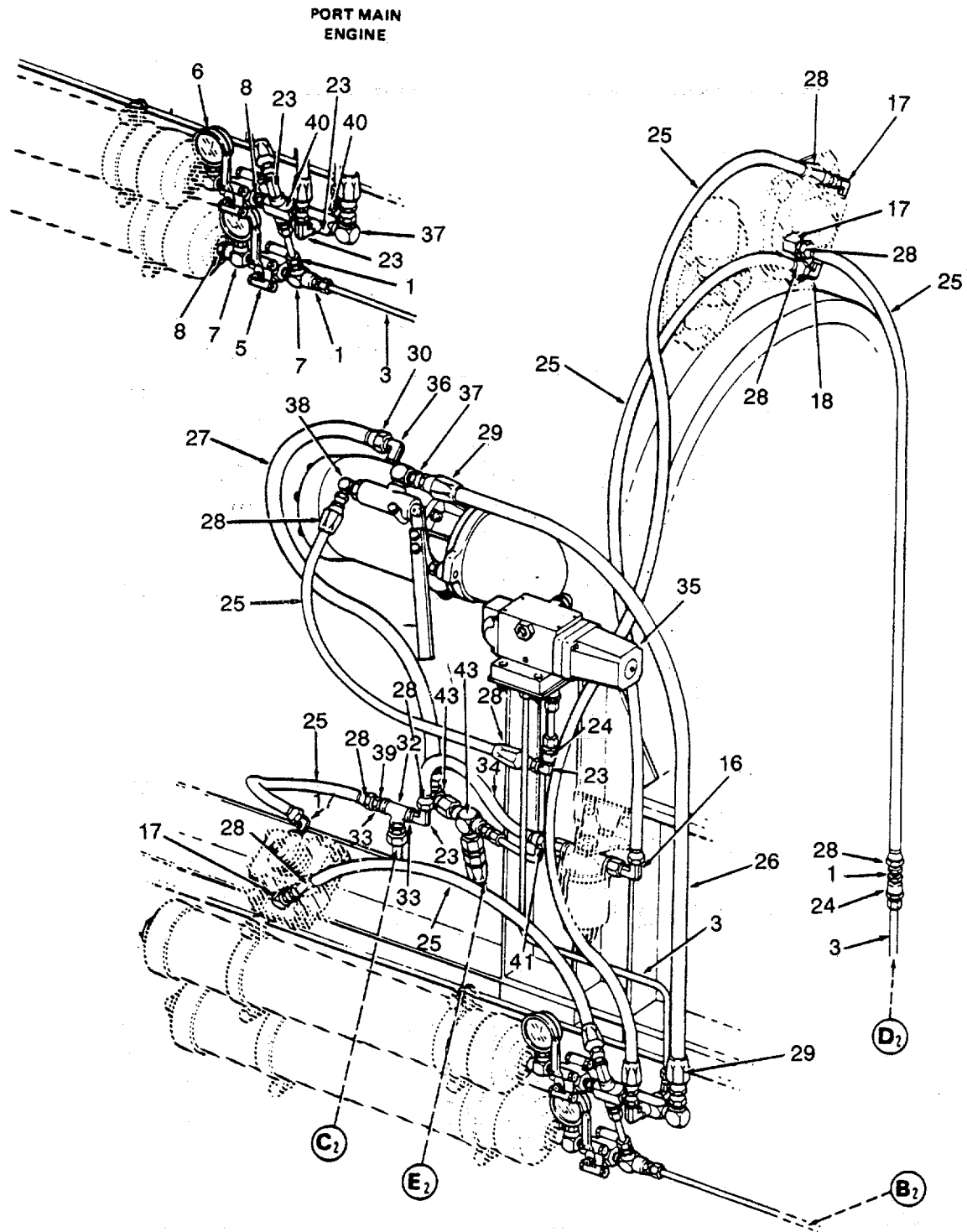


Figure 62. Hydraulic Starting System Piping (Sheet 3 of 5).

DIESEL GENERATOR
ENGINE

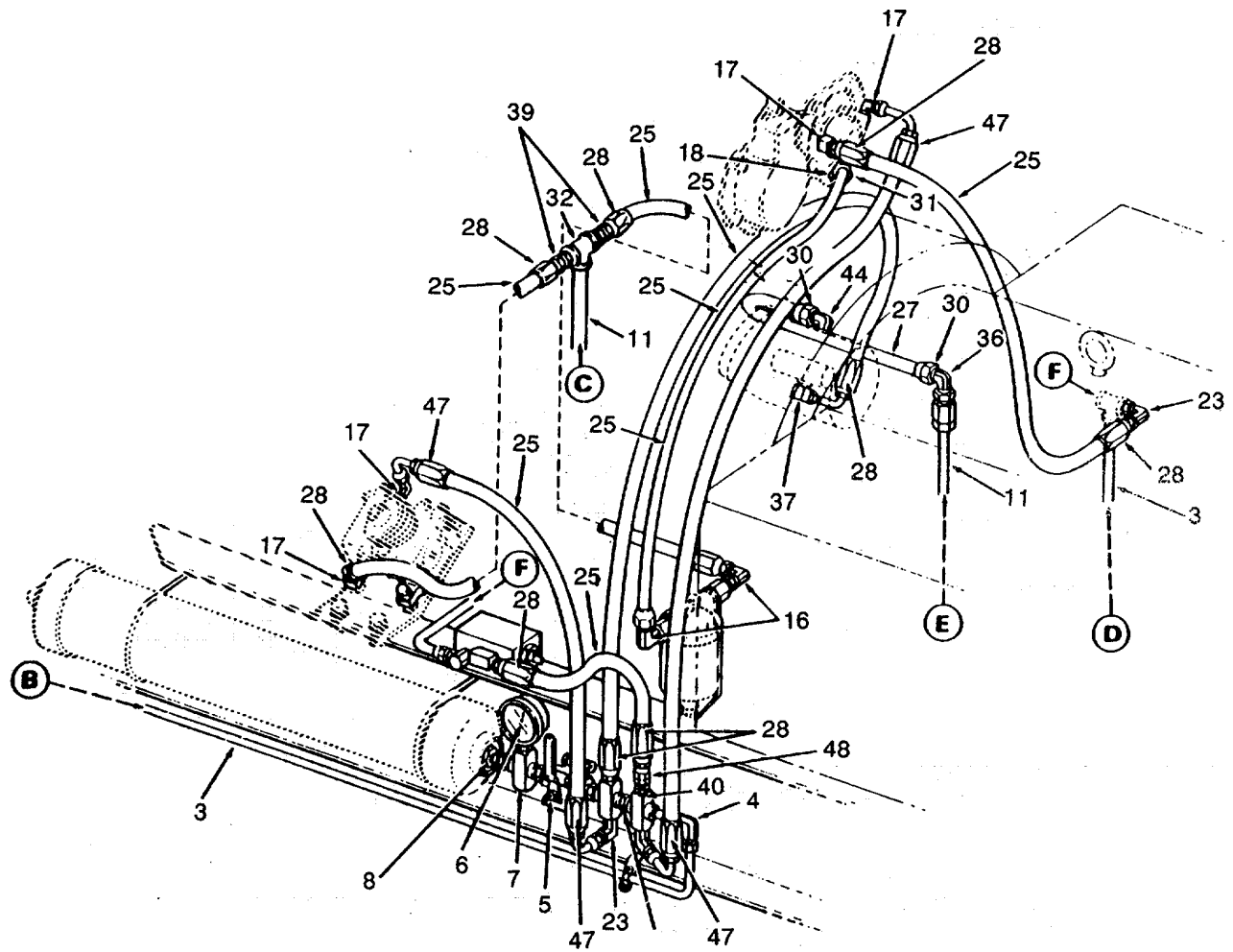


Figure 62. Hydraulic Starting System Piping (Sheet 4 of 5)

ANCHOR WINCH
ENGINE

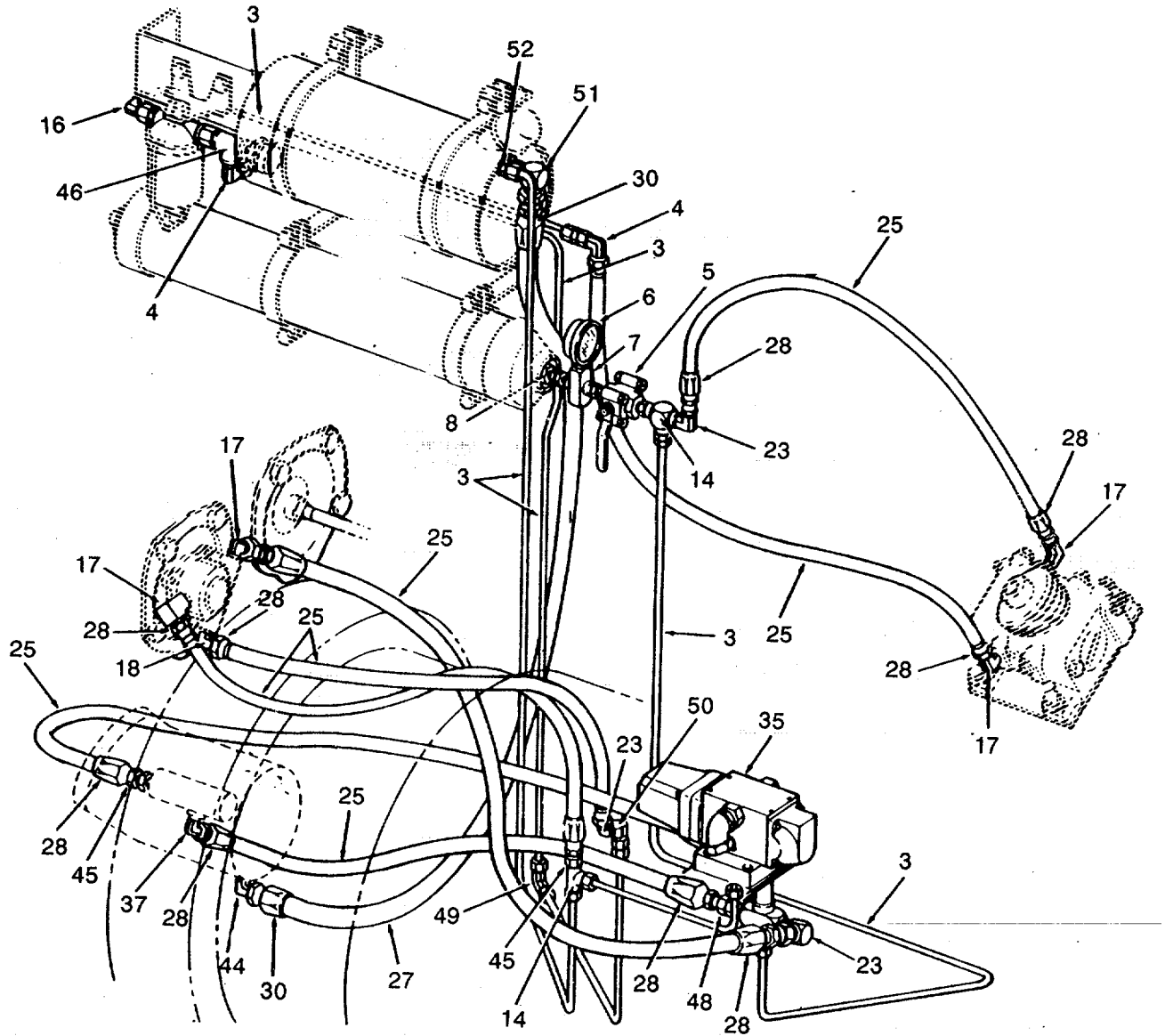


Figure 62. Hydraulic Starting System Piping (Sheet 5 of 5).

SECTION II

TM55-1905-219-34-1

(1) ITEM NO	(2) SMR CODE	(3) CAGEC	(4) PART NUMBER	(5) DESCRIPTION AND USABLE ON CODES(UOC)	(6) QTY
GROUP 01 PROPULSION SYSTEM					
FIGURE 62 HYDRAULIC STARTING SYSTEM PIPING					
1	XDHZZ	01989	8205X6X6	CONNECTOR MALE 3/8	7
2	XDHZZ	01989	C3609X6	TEE MALE BRANCH 3/8	4
3	XDHZZ	80064	201-4634469-5	TUBING HYDRAULIC	120
4	XDHZZ	01989	8405X6X6	ELBOW MALE 90.....	9
5	XDHZZ	81348	WW-V-35A 3/8	VALVE BALL 3000	5
6	PAHZZ	72582	6505012	GAGE,PRESSURE,DIAL	7
7	XDHZZ	01989	C3759X6	TEE MALE RUN 3/8	8
8	XDHZZ	01989	C3069X6	NIPPLE HEX 3/8	10
9	XDHZZ	01989	8405X6X2	ELBOW MALE 90	4
10	XDHZZ	01989	8505X12	ELBOW UNION 90	4
11	XDHZZ	80064	201-4636649-71	TUBING HYDRAULIC	40
12	XDHZZ	01985	8705X6	TEE UNION 3/8 T	8
13	XDHZZ	01989	8655X6	TEE FEMALE BRANCH.....	1
14	XDHZZ	01989	8805X6	TEE FEMALE RUN 3/8.....	3
15	XDHZZ	01989	C5405X8X6	ELBOW MALE 90	1
16	XDHZZ	01989	C5405X6X2	ELBOW MALE 90	6
17	XDHZZ	01989	C5405X6	ELBOW MALE 90	21
18	XDHZZ	01989	C5355X6	ELBOW MALE 45	5
19	XDHZZ	01989	C5655X12	TEE FEMALE BRANCH.....	1
20	XDHZZ	01989	8205X8X8	CONNECTOR MALE 1/2	2
21	XDHZZ	01989	C3109X12X8	BUSHING 3/4 MPT X	2
22	XDHZZ	80064	201-4634469-70	TUBING HYDRAULIC	6
23	XDHZZ	01989	C5405X6X6	ELBOW MALE 90	12
24	XDHZZ	01989	8255X6X6	CONNECTOR FEMALE	5
25	PCHZZ	01276	1509-6	HOSE,NONMETALLIC.....	54
26	PCHZZ	70434	80RA	HOSE,NONMETALLIC	4
27	PCHZZ	01276	FC163-12	HOSE,NONMETALLIC.....	10
28	XDHZZ	87373	20630-6-6	FITTING,HOSE	5
29	PAHZZ	01276	4721-8-8-S	ADAPTER,STRAIGHT,TU	4
30	PAHZZ	00624	4721-12S	ADAPTER,STRAIGHT,TU	10
31	XDHZZ	01989	85525X12	ELBOW MALE 90.....	1
32	XDHZZ	01989	C3709X12	TEE FEMALE 3/4 PIPE	3
33	XDHZZ	01989	C3109X12X6	BUSHING REDUCING	2
34	XDHZZ	01989	8455X12	ELBOW FEMALE 90	1
35	XDHFF	86768	21110-0302-02	VALVE,SOLENOID	3
36	XDHZZ	01989	C5205X12	CONNECTOR MALE 3/4.....	5
37	XDHZZ	01989	C5405X8	ELBOW MALE 90	5
38	XDHZZ	01989	C5405X6X2	ELBOW MALE 3/8 T X	2
39	XDHZZ	01989	C5205X6X8	CONNECTOR MALE 3/8.....	3
40	XDHZZ	01989	C3959X6	CROSS FEMALE PIPE	4
41	XDHZZ	01989	C5205X6X2	CONNECTOR MALE 3/8	1
42	XDHZZ	01989	C5805X12	TEE FEMALE RUN 3/4	1
43	XDHZZ	01989	C5455X12	ELBOW FEMALE 90	1
44	XDHZZ	01989	C5405X12	ELBOW MALE 3/4 T X	2
45	XDHZZ	01989	C5205X6	CONNECTOR MALE 3/8	3
46	XDHZZ	01989	8755X6	TEE MALE RUN 3/8 T	1
47	XDHZZ	00624	190263-6S	FITTING HOSE 90	4

SECTION II

TM55-1905-219-34-1

(1) ITEM NO	(2) SMR CODE	(3) CAGEC	(4) PART NUMBER	(5) DESCRIPTION AND USABLE ON CODES(UOC)	(6) QTY
48	XDHZZ	01989	C5205X6X6	CONNECTOR MALE 3/8	3
49	XDHZZ	01989	8505X6	ELBOW UNION 3/8 T	1
50	XDHZZ	01989	8455X6X6	ELBOW FEMALE 90	1
51	XDHZZ	01989	8405X12X8	ELBOW MALE 90	1
52	XDHZZ	01989	8205X6X2	CONNECTOR MALE 3/8.....	1

END OF FIGURE

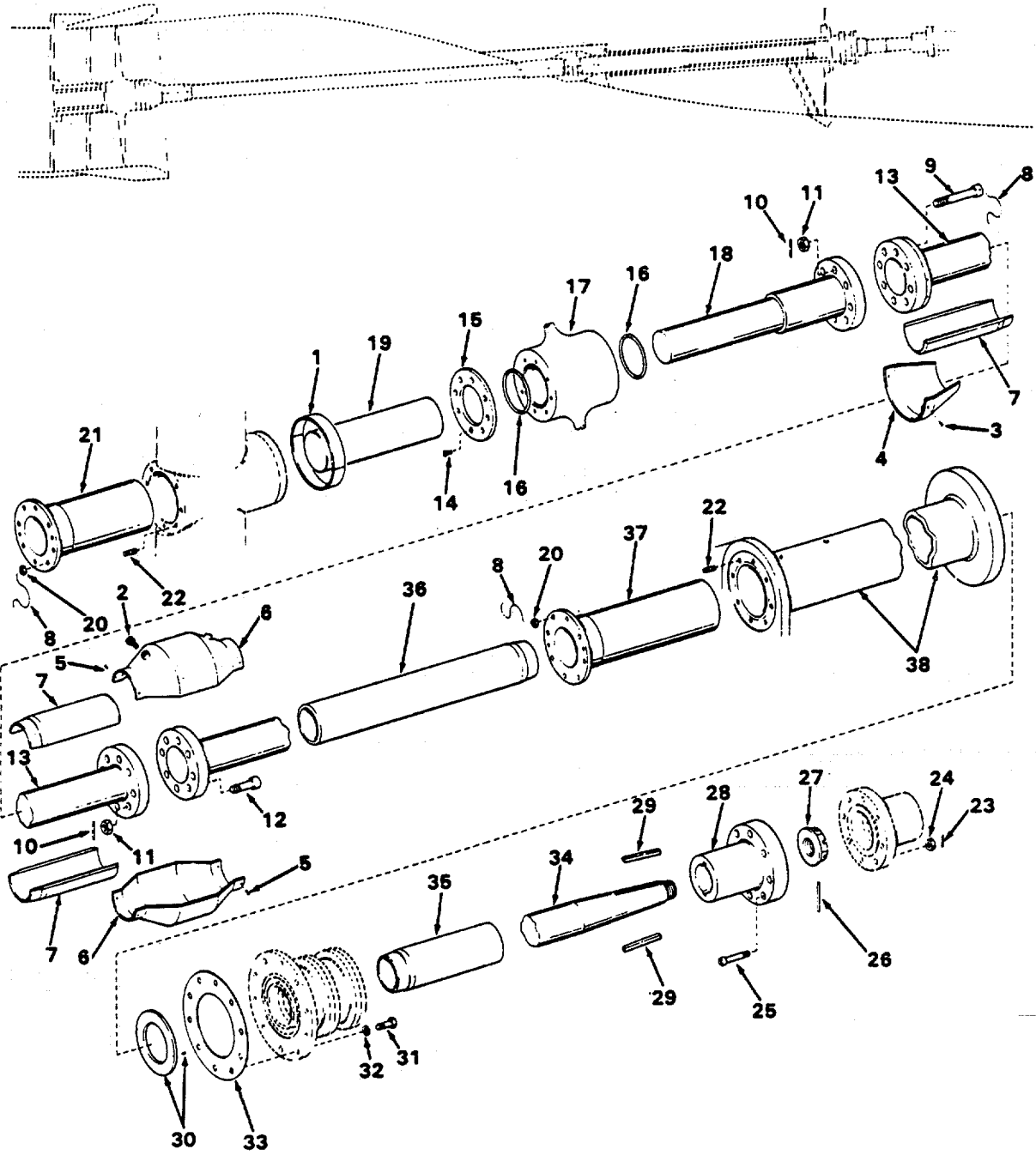


Figure 63. Port and Starboard Propeller and Shafting.

SECTION II

TM55-1905-219-34-1

(1) ITEM NO	(2) SMR CODE	(3) CAGEC	(4) PART NUMBER	(5) DESCRIPTION AND USABLE ON CODES(UOC)	(6) QTY
GROUP 01 PROPULSION SYSTEM					
FIGURE 63 PORT AND STARBOARD PROPELLER AND SHAFTING					
1	XDHZZ	80064	2034634381PC53	GUARD ROPE.....	1
2	XDHZZ	80064	2034634381PC66	PLUG PIPE SOCKET.....	6
3	PAHZZ	96906	MS51957-105	SCREW,MACHINE.....	12
4	XDHZZ	80064	203-4634381-DET 11C	CONE FAIRWATER.....	1
5	XDHZZ	96906	MS51957-94	SCREW,MACHINE.....	24
6	XDHZZ	80064	203-4634381-DET 11A	BODY FAIRWATER.....	2
7	PAHZZ	53157	203-4634381PC38	SLEEVE,PROPULSION S.....	2
8	XDHZZ	96906	MS20995-N91	WIRE LOCK.....	40
9	XDHZZ	80064	2034634381PC40	SCREW CAP OUTBOARD.....	16
10	XDHZZ	80064	2034634381PC43	PIN.....	16
11	XDHZZ	96906	MS31;92-f610	NUT CASTELLED,.....	32
12	XDHZZ	96906	MS9072E-238	SCREW,CAP,HEXAGON H.....	16
13	PBHZZ	80064	203-4661554-3	SHAFT,STRAIGHT.....	2
14	PAHZZ	96906	MS35206-311	SCREW,MACHINE.....	16
15	XDHZZ	53157	203-4634381PC36	SEAL RING,METAL.....	2
16	XDHZZ	94659	0-500-60	PACKING PREFORMED.....	4
17	XDHHH	80064	203-4634382PC203 -91	PROPELLER,MARINE PORT SIDE.....	1
17	XDHHH	80064	203-4634382PC203 -90	PROPELLER,MARINE STARBOARD SIDE.....	1
18	XDRZZ	80064	2034634381PC4	STUBSHAFT.....	2
19	XDHZZ	3157	203-4634381PC5	SLEEVE,PROPULSION S.....	2
20	XDHZZ	80064	2034634381PC31	NUT.....	32
21	XDHZZ	80064	203-4634381PC13	BEARING,SLEEVE.....	2
22	XDHZZ	96906	MS51864-204-28	STUD PLAIN.....	32
23	XDHZZ	80064	2034634381PC47	PIN COTTER SPLIT.....	16
24	XDHZZ	96906	MS35692-1211	NUT CASTELL4TEDSTL.....	16
25	XDHZZ	80064	2034634381PC44	BOLT MACH SOCKET.....	16
26	XDHZZ	96906	MS24665-380	PIN,COTTER.....	2
27	XDHZZ	80064	2034634381PC32	NUT CASTELLATEDCRES.....	2
28	XDCZZ	80064	2034634381PC25	COUPLING HALF PUNCH MARK BOTH HALVES BEFORE DISASSEMBLY.....	2
29	XDCZZ	B0Q64	2034634381PC48	KEY SHAFT.....	4
30	XDCZZ	53157	2034674381PC54	WASHER SYNTRON SEAL.....	2
31	PACZZ	96906	MS90725-187	SCREW,CAP,HEXAGON H.....	20
32	PACZZ	96906	MS35338-51	WASHER,LOCK.....	20
33	XDHZZ	80064	2034634381PC27	PLATES BULKHEAD.....	2
34	PBHZH	80064	2034634381PC2	SHAFT,PROPULSION,SH.....	2
35	XDHZZ	53157	203-4634381PC7	SLEEVE,PROPULSION S.....	2
36	XDHZZ	80064	2034634381PC8	SLEEVE TUBESHAFT.....	2
37	XDHZZ	80064	203-4634381PC12	BEARING,STERN TUBE.....	2
38	XDHZZ	80064,	2034634381PC9	STERN TUBE.....	2

END OF FIGURE

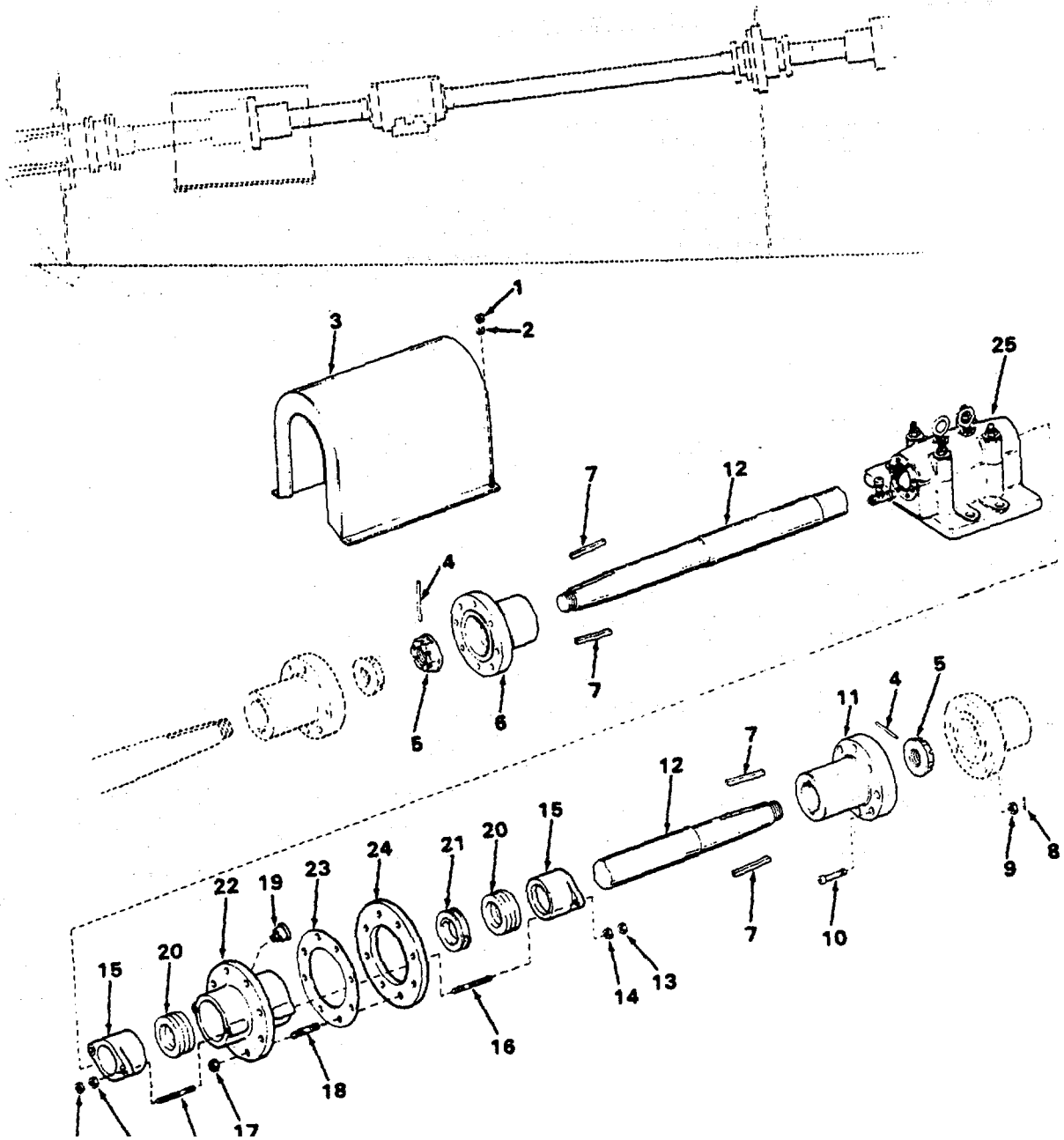


Figure 64. Line Shafting - Port Side Only.

SECTION II

TM55-1905-219-34-1

(1) ITEM NO	(2) SMR CODE	(3) CAGEC	(4) PART NUMBER	(5) DESCRIPTION AND USABLE ON CODES(UOC)	(6) QTY
GROUP 01 PROPULSION SYSTEM					
FIGURE 64 LINE SHAFTING-PORT SIDE ONLY					
1	PACZZ	96906	MS51971-3	NUT,PLAIN,HEXAGON.....	4
2	PACZZ	96906	MS35338-141	WASHER,LOC.....	4
3	XDCZZ	53157	201-4634378-2	GUARD SHA FT	1
4	PACZZ	96906	MS24665-380	PIN,COTTE R	2
5	XDCZZ	80064	2034634381PC32	NUT	1
6	XDCZZ	80064	2034634381PC26	COUPLING HALF MALE PUNCH MARK BOTH... HALVES BEFORE DISASSEMBLY.....	1
7	XDCZZ	80064	2034634381PC48	KEY SHAFT	2
8	XDCZZ	53157	2034634381PC47	PIN COTTER SPLIT	8
9	XDCZZ	96906	MS35692-1202	NUT HEX CASTELLATED.....	8
10	XDCZZ	80064	2034634381PC45	BOLT MACHINE SOCKET.....	8
11	XDCZZ	80064	2034634381PC25	COUPLING HALF	1
12	PACHH	80064	2034634381PC1	SHAFT,PROPULSION,SH.....	2
13	XDCZZ	96906	MS35691-59	NUT,PLAIN,HEXAGON.....	4
14	XDCZZ	80064	2034634381PC57	NUT PLAIN HEX	4
15	XDCZZ	80064	2034634381PC20	GLAND BULKHEAD	2
16	XDCZZ	96906	MS51864-209-48	STUD PLN BRZ 3/10X6	4
17	PACZZ	96906	MS51967-23	NUT,PLAIN,HEXAGON	8
18	XDCZZ	53157	2034634381PC55	STUD PLAIN	8
19	XDCZZ	80064	2034634381PC23	GREASE CUP	1
20	PACZZ	81348	HHP00106CLASS1	PACKING MATERIAL.....	21
21	XDCZZ	98042	203-4661R54-62	RING LANTEFN	1
22	XDCZZ	80064	2034634381PCJ)	HOUSINGEAD	1
23	XDCZZ	80064	2034634381PC34	GASKET BULKHEADNO 4	1
24	XDCZZ	80064	2034634381PC24	PLATE BULKHEAD	1
25	XDCZZ	31851	2E-58	BEARING PILLOW	1

END OF FIGURE

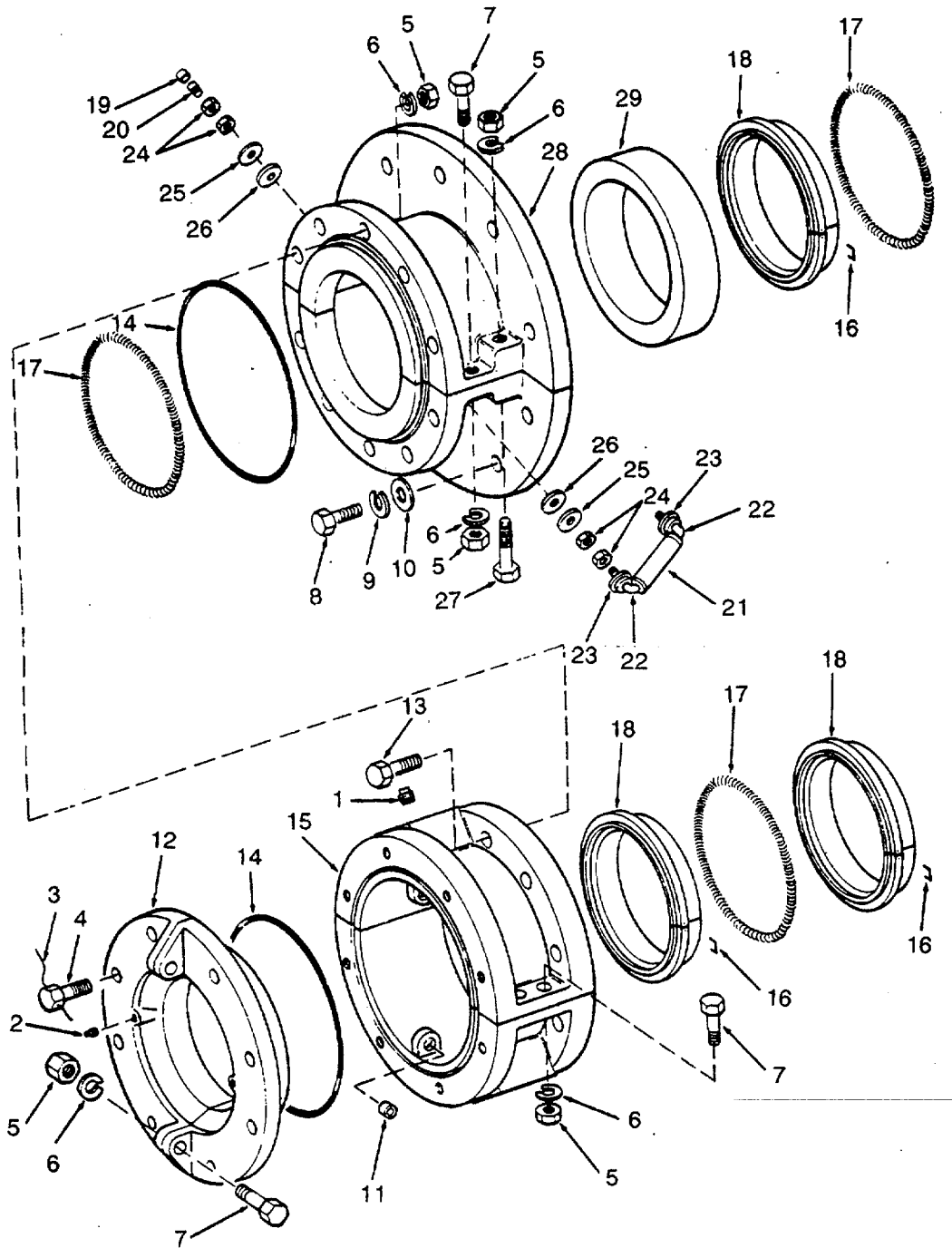


Figure 65. Propeller Split Shaft Seal.

SECTION II

TM55-1905-219-34-1

(1) ITEM NO	(2) SMR CODE	(3) CAGEC	(4) PART NUMBER	(5) DESCRIPTION AND USABLE ON CODES(UOC)	(6) QTY
GROUP 01 PROPULSION SYSTEM					
FIGURE 65 PROPELLER SPLIT SHAFT SEAL					
	XDCZZ	81093	A44244	SEAL SPLIT SHAFT	2
1	XDCZZ	80064	LCU 1610-203-173 9381-3	.PLUG PIPE 1/2NPT	2
2	XDCZZ	80064	LCU 1610-203-173 9381-27	.PLUG PIPE 1/8 NPT	4
3	XDCZZ	96906	MS20995N91	.WIRE LOCK.....	8
4	XDCZZ	80064	LCU 1610-203-173 9381-24	.SCREW CAP HEX HEAD	8
5	XDCZZ	80064	LCU 1610-203-173 9381-21	.NUT PLAIN HEX.....	16
6	PACZZ	96906	MS35338-124	.WASHER,LOCK.....	16
7	XDCZZ	80064	LCU 1610-203-173 9381-20	.BOLT HEX HEAD.....	8
8	XDCZZ	80064	LCU 1610-203-173 9381-10	.SCREW CAP SOCKET.....	12
9	PACZZ	96906	MS35338-120	.WASHER,LOCK	12
10	PACZZ	96906	MS15795-409	.WASHER,FLAT	12
11	XDCZZ	58849	62083-A	.BUSHING FITTED	2
12	XDCZZ	58849	62080	.RING,GLAND,HALF..	2
13	XDCZZ	80064	LCU 1610-203-173 9381-23	.BOLT HEX HEAD....	6
14	XDCZZ	58849	61175-26	.PACKING,PREFORMED	2
15	PACZZ	58849	62079	.SEAL,HOUSING	2
16	PACZZ	58849	44244	.STAPLE	3
17	PACZZ	58849	52385	.SPRING,HELICAL	3
18	PACZZ	58849	52384	.PACKING,PREFORMED	3
19	PACZZ	96906	MS51375-1	.CAP,PNEUMATIC VALVE	2
20	PACZZ	17875	302-DD	.VALVE CORE.	2
21	XDCZZ	76500	TYPE 50	.HOSE AIR RUBBER 1/4	1
22	XDCZZ	09498	6123-HH	.FERRULE BRASS	2
23	XDCZZ	09498	8407	.COUPLING BRASS	2
24	XDCZZ	27783	777	.NUT,HEX,BRASS	8
25	PACZZ	27783	8043	.WASHER,SHOULDER	4
26	XDCZZ	58849	38271-A	.WASHER-FLAT	4
27	XDCZZ	58849	62082	.BOLT.....	2
28	PACZZ	58849	62078	.SEAL,SPECIAL.....	2
29	PAHHH	58849	52383	.SEALING RING,INFLAT	1

END OF FIGURE

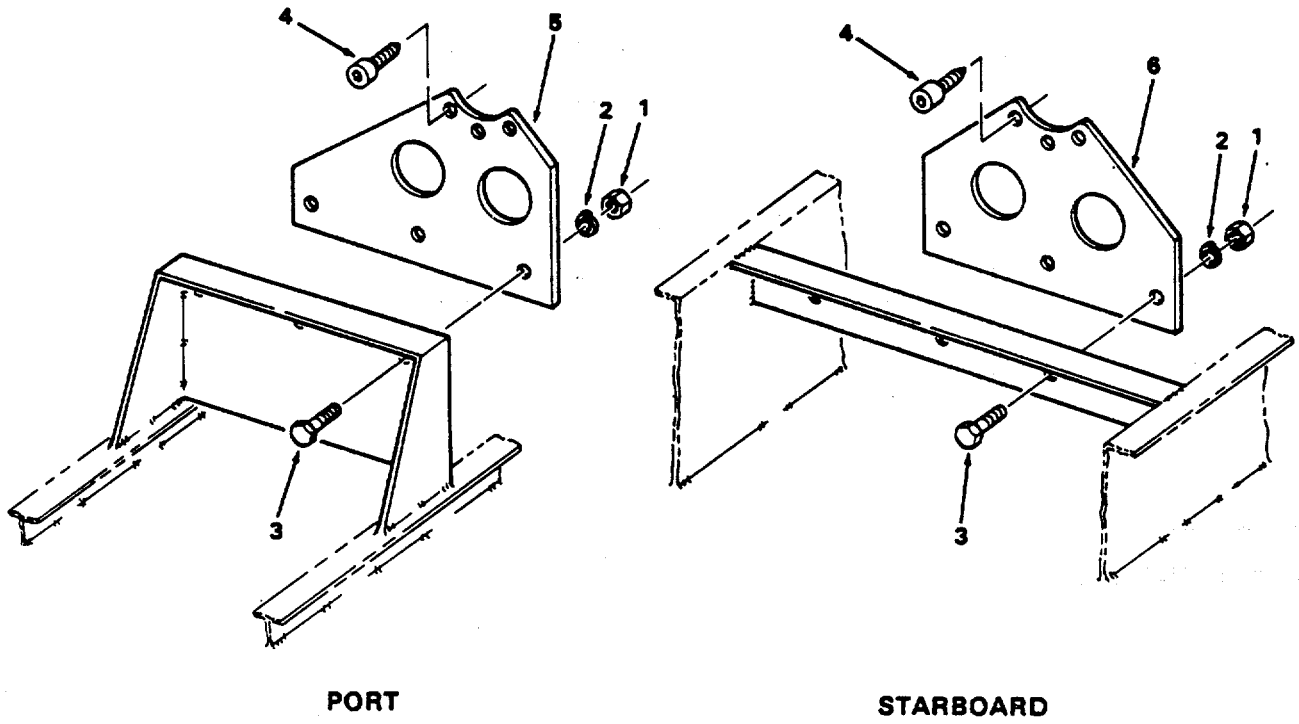


Figure 66. Propeller Shaft Lock.

SECTION II

TM55-1905-219-34-1

(1) ITEM NO	(2) SMR CODE	(3) CAGEC	(4) PART NUMBER	(5) DESCRIPTION AND USABLE ON CODES(UOC)	(6) QTY
				GROUP 01 PROPULSION SYSTEM	
				FIGURE 66 PROPELLER SHAFT LOCK	
1	PACZZ	96906	MS51967-23	NUT,PLAIN,HEXAGON	6
2	PACZZ	96906	MS35338-51	WASHER,LOCK.....	6
3	PACZZ	96906	MS90725-187	SCREW,CAP,HEXAGON H	6
4	XDHZZ	80064	203-4634383-8	SCREW CAP SOCKET	6
5	XDCZZ	80064	203-4634383DET4B	PLATE LOCKING PORT.....	1
6	XDCZZ	80064	203-4634383DET4D	PLATE LOCKING	1

END OF FIGURE

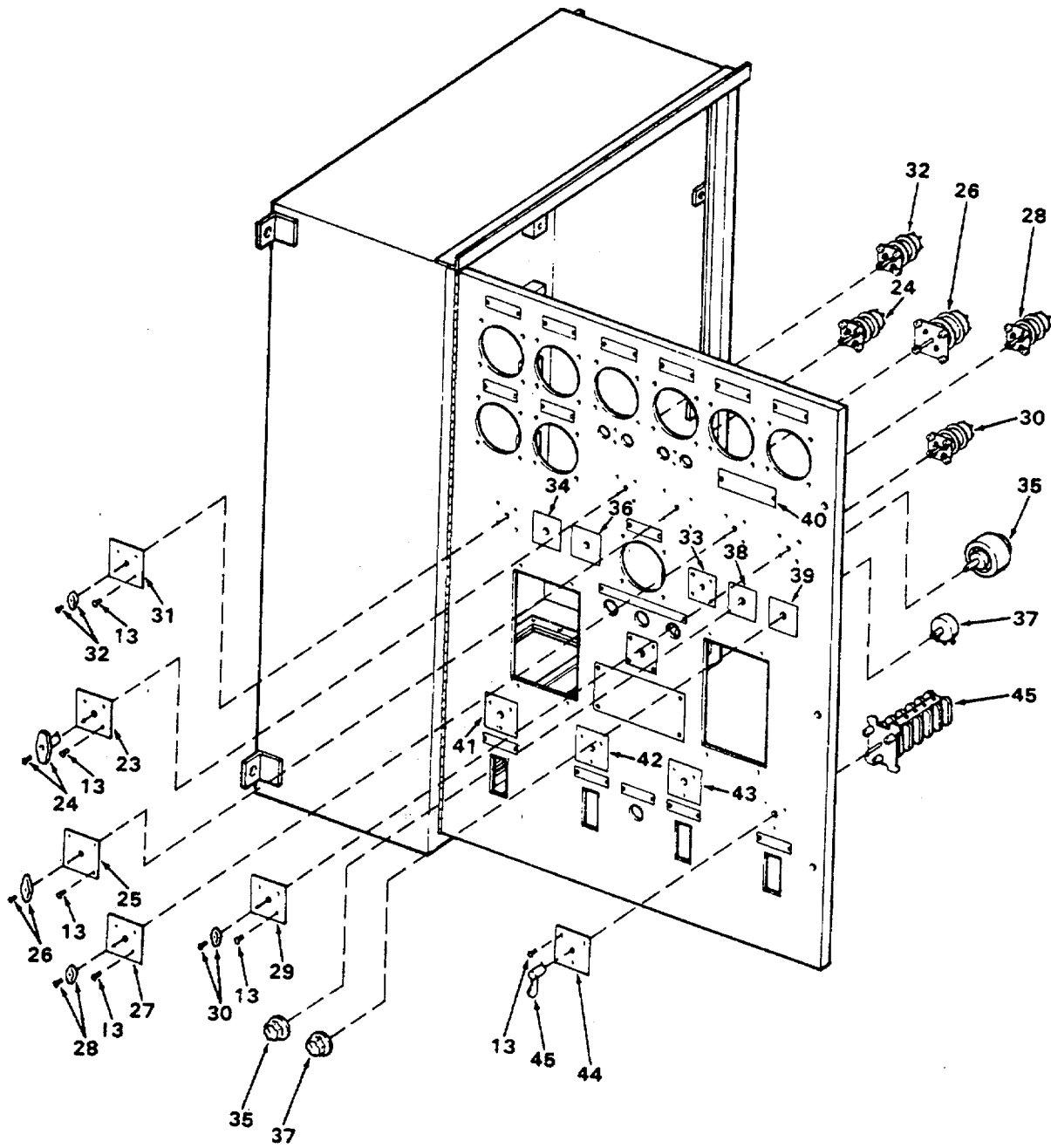


Figure 67. Ships Service Main Switchboard (Sheet 2 of 5).

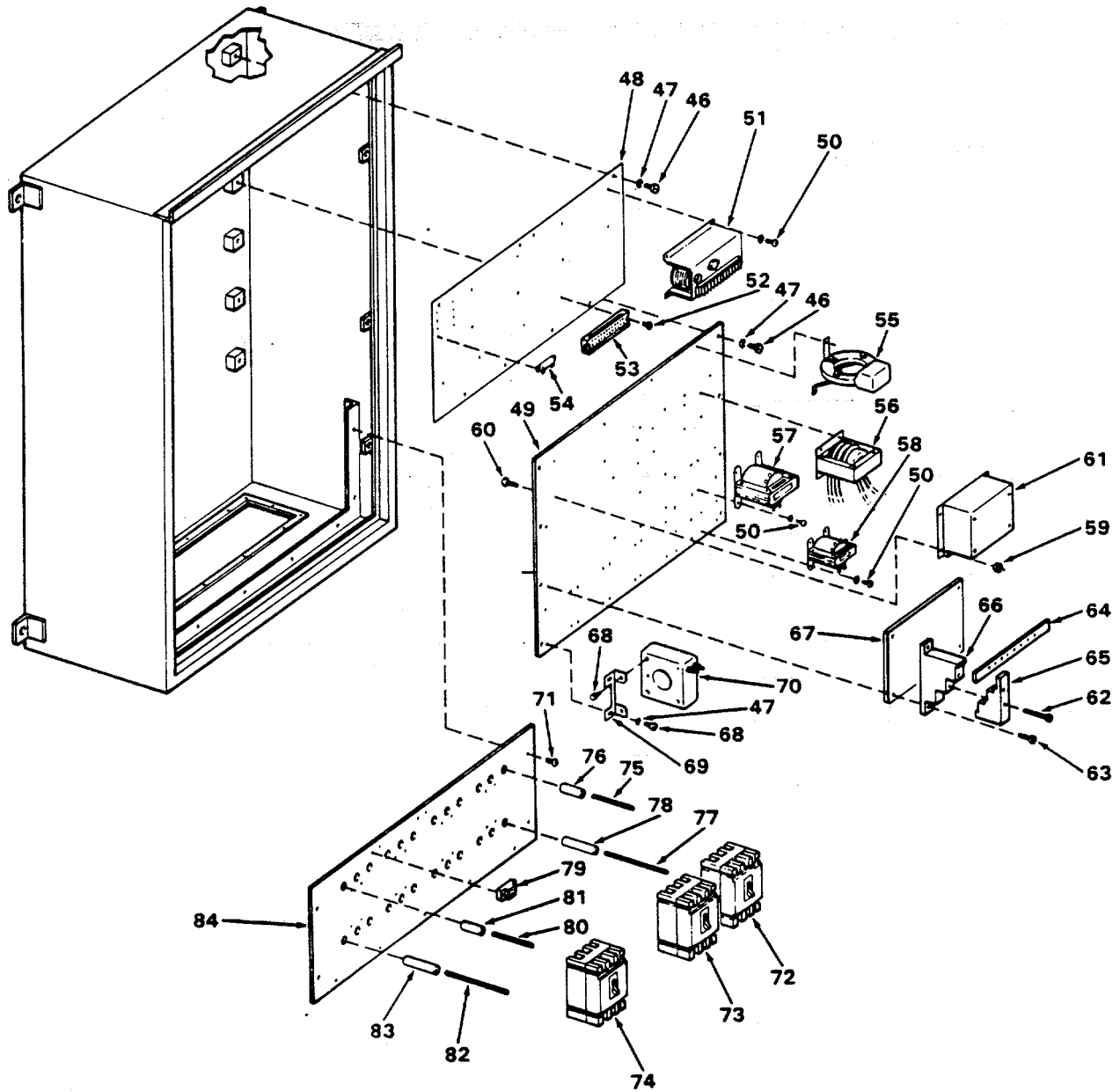


Figure 67. Ships Service main Switchboard (Sheet 3 of 5).

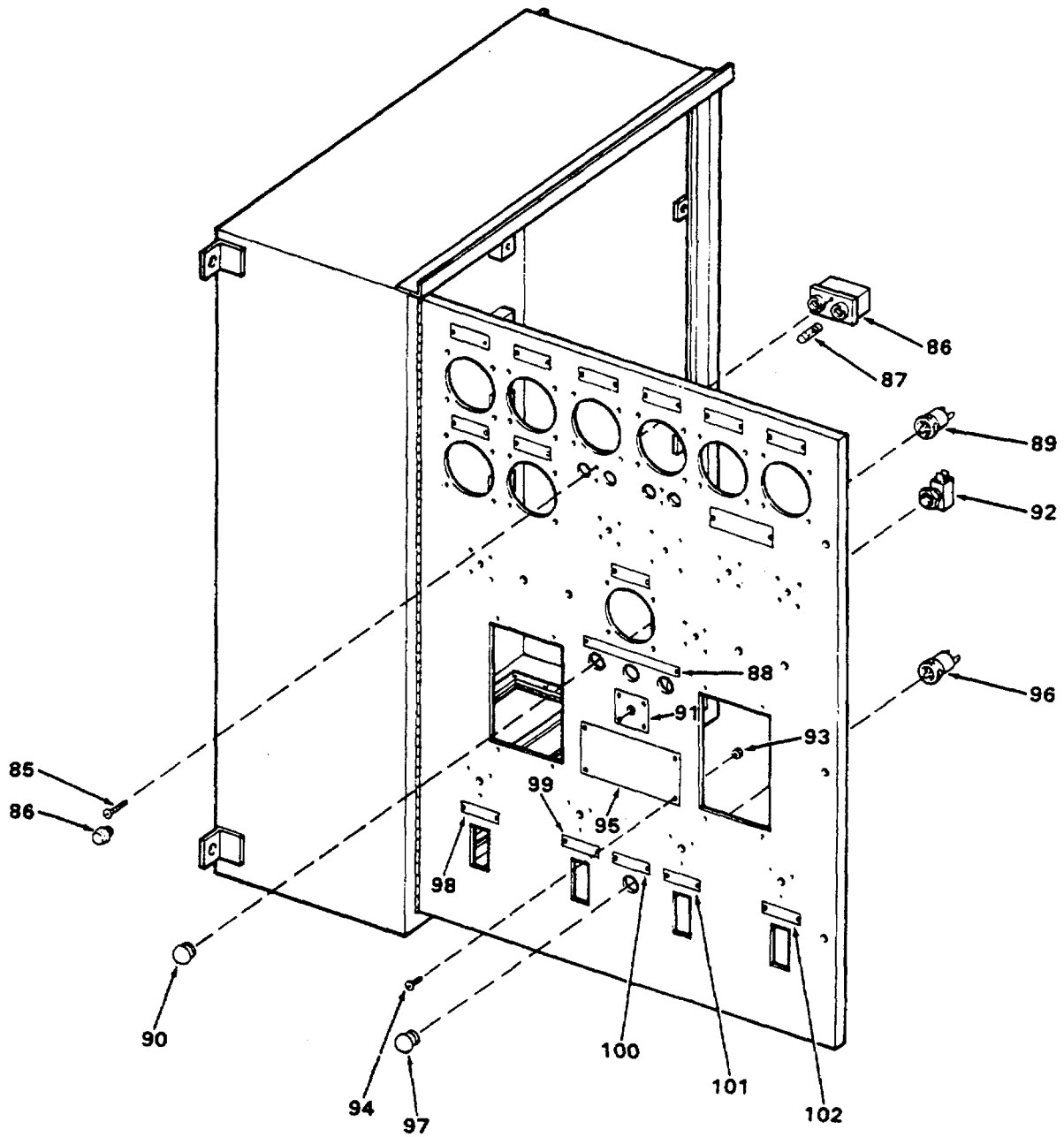


Figure 67. Ships Service Main Switchboard (Sheet 4 of 5).

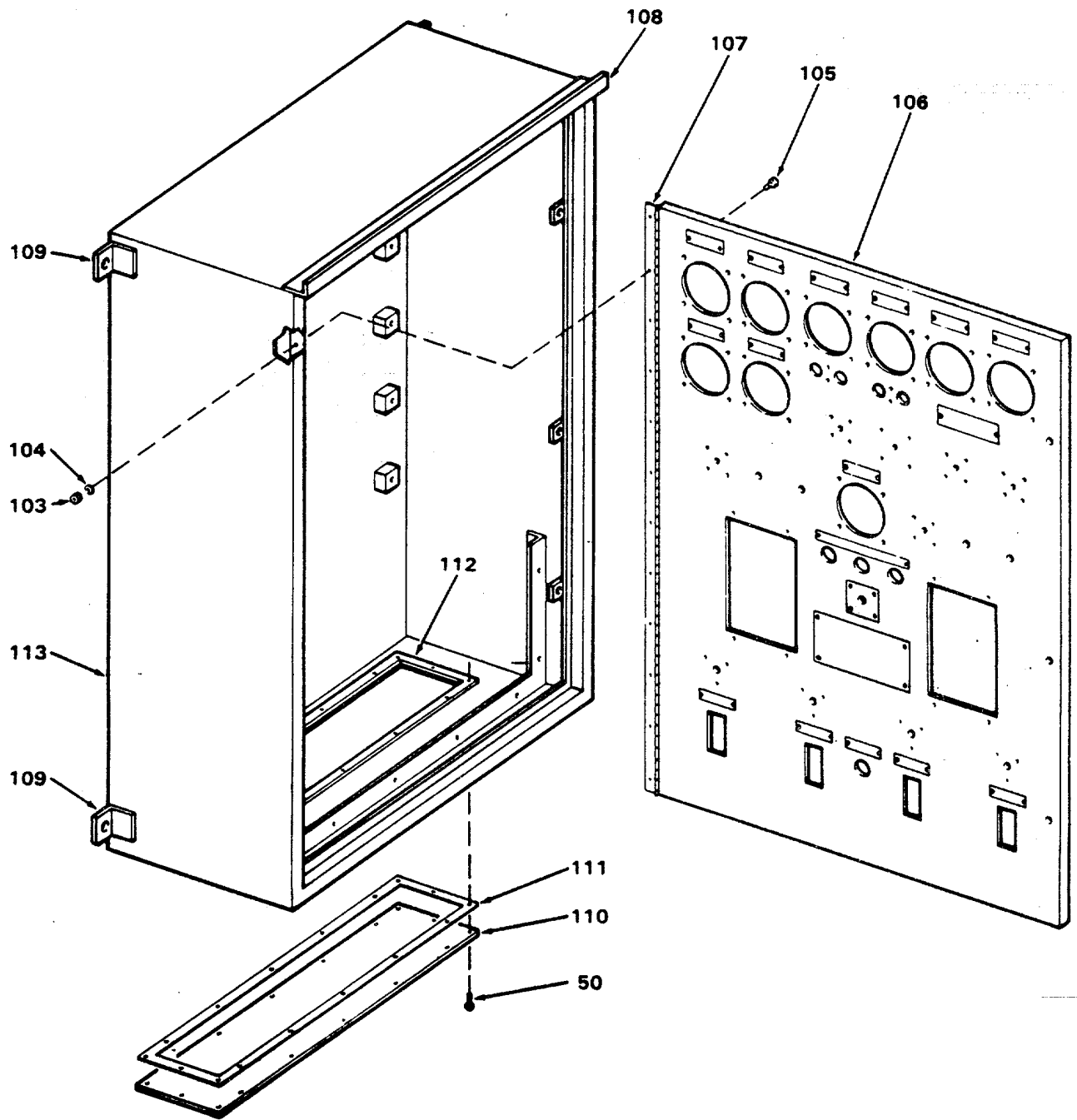


Figure 67. Ships Service Main Switchboard (Sheet 5 of 5).

SECTION II

TM55-1905-219-34-1

(1) ITEM NO	(2) SMR CODE	(3) CAGEC	(4) PART NUMBER	(5) DESCRIPTION AND USABLE ON CODES(UOC)	(6) QTY
				GROUP 02 ELECTRIC POWER GENERATOR AND DISTRIBUTION	
				FIGURE 67 SHIPS SERVICE MAIN SWITCHBOARD	
	XDHHH	92772	H1050-1	SWITCHBOARD	1
1	XDCZZ	92772	H1050-47	.SCREW THUMB	3
2	XDCZZ	92772	H1050-89	.NUT HEX 1/4-28 CRES	4
3	XDCZZ	92772	H1050-85	.WASHER LOCK NO. 10	36
4	PACZZ	96906	MS35649-202	.NUT,PLAIN,HEXAGON	32
5	PACZZ	96906	MS35206-264	.SCREW,MACHINE PC 62	36
6	PACZZ	81349	MR49W600ACVVH	.VOLTMETER	2
7	PACZZ	81349	MR49WO75ACAAH	.AMMETER	2
8	XDCZZ	88657	MR492WO50AKWH	.WATTMETER	2
9	XDCZZ	88416	292B703A09	.SYNCHROSCOPE	1
10	PACZZ	88416	MR49W60BH	.METER,ELECTRICAL FR	1
11	PACZZ	06481	972278-1	.INDICATOR,PHASE SEQ	1
12	PACZZ	88416	290B038A09	.RELAY,ELECTROMAGNET	2
13	XDCZO	96906	MS35206-228	.SCREW,MACHINE	78
14	XDCZZ	92772	H1050-34-IP3	.PLATE INFORMATION PC 34.....	1
15	XDCZZ	92772	H1050-41-IP30	.PLATE INFORMATION PC 41.....	1
16	XDCZZ	92772	H1050-41-IP4	.PLATE INFORMATION PC 41.....	1
17	XDCZZ	92772	H1050-41-IP29	.PLATE INFORMATION PC 41.....	1
18	XDCZZ	92772	H1050-34-IP5	.PLATE INFORMATION PC 34.....	1
19	XDCZZ	92772	H1050-41-IP6	.PLATE INFORMATION PC 41.....	1
20	XDCZZ	92772	H1050-41-IP1	.PLATE INFORMATION PC 41.....	1
21	XDCZZ	92772	H1050-41-IP2	.PLATE INFORMATION PC 41.....	1
22	XDCZZ	92772	H10050-41-IP31	.PLATE INFORMATION PC 41.....	1
23	XDCZZ	92772	H1050-38-IP28	.PLATE INFORMATION PC 38.....	1
24	PACZZ	82121	24201G-S	.SWITCH,ROTARY	1
25	XDCZZ	92772	H1050-36-IP9	.PLATE INFORMATION PC 36.....	1
26	PACZZ	82121	21302A	.SWITCH,ROTARY	1
27	XDCZZ	92772	H1050-38-IP10	.PLATE INFORMATION PC 38.....	1
28	XDCZZ	82121	101104A	.SWITCH,ROTARY	1
29	XDCZZ	92772	H1050-38-IP11	.PLATE INFORMATION PC 38.....	1
30	XDCZZ	82121	101602A	.SWITCH,ROTARY	1
31	XDCZZ	92772	H1050-38-IP12	.PLATE INFORMATION PC 38.....	1
32	PACZZ	82121	101102A	.SWITCH,ROTARY	2
33	XDCZZ	92772	H1050-38-IP15	.PLATE INFORMATION PC 38.....	1
34	XDCZZ	92772	H1050-39-IP13	.PLATE INFORMATION PC 39.....	1
35	XDCZZ	44655	H1050-65	.RHEOSTAT (RHEO 1)	2
36	XDCZZ	92772	H1050-39-IP14	.PLATE INFORMATION PC 39.....	1
37	XDCZZ	44655	H1050-27	.RHEOSTAT (RHEO 2)	2
38	XDCZZ	92772	H1050-39-IP16	.PLATE INFORMATION PC 39.....	1
39	XDCZZ	92772	H1050-39-IP17	.PLATE INFORMATION PC 39.....	1
40	XDCZZ	92772	H1050-40-IP18	.PLATE INFORMATION PC 40.....	1
41	XDCZZ	92772	H1050-43-IP19	.PLATE INFORMATION PC 43.....	1
42	XDCZZ	92772	H1050-43-IP20	.PLATE INFORMATION PC 43.....	1
43	XDCZZ	92772	H1050-43-IP21	.PLATE INFORMATION PC 43.....	1
44	XDCZZ	92772	H1050-43-IP22	.PLATE INFORMATION PC 43.....	1
45	PACZZ	92772	165B1AIX2	.SWITCH,ELECTRICAL	4

SECTION II

TM55-1905-219-34-1

(1) ITEM NO	(2) SMR CODE	(3) CAGEC	(4) PART NUMBER	(5) DESCRIPTION AND USABLE ON CODES(UOC)	(6) QTY
46	XDCZZ	92772	H1050-55	.SCREW MACHINE PAN PC 55	30
47	PACZZ	96906	MS35338-139	.WASHER,LOCK	24
48	XDCZZ	92772	D1050-B	.PLATE REGULATOR	1
49	XDCZZ	92772	H1050-7	.PLATE MOUNTING	1
50	XDCZZ	92772	H1050-54	.SCREW MACHINE ROUND PC 54	48
51	XDCZZ	72560	H60122EQC	.REGULATOR,VOLTAGE (FURNISHED)	2
52	XDCZZ	92772	H1050-86	.SCREW MACHINE PAN.....	24
53	XDCZZ	76117	1012	.BLOCK TERMINAL	2
54	XDCZZ	44655	0214	.RESIST OR,FIXED,WIRE	4
55	PACZZ	92772	H1050-92	.TRANSFORMER	2
56	PACZZ	92772	H1050-91	.TRANSFORMER	2
57	PACZZ	11660	1F0907	.TRANSFORMER,POWER PC 29.....	2
58	PACZZ	11660	1F0890	.TRANSFORMER,POWER	2
59	XDCZZ	92772	H1050-61	.NUT HEX 3/8-16 CRES	4
60	XDCZZ	92772	H1050-60	.SCREW MACHINE ROUND.....	4
61	PACZZ	88657	187A493A12	.TRANSDUCER	1
62	XDCZZ	92772	H1050-59	.SCREW MACHINE ROUND.....	4
63	XDCZZ	92772	H1050-58	.SCREW MACHINE HEX	4
64	XDCZZ	92772	H1050-11	.BAR BUSS.....	3
65	XDCZZ	92772	H1050-10	.CLAMP BUSS BAR	1
66	XDCZZ	92772	H1050-9	.BASE BUSS BAR	1
67	XDCZZ	92772	H1050-78	.PAD INSULATING.....	1
68	XDCZZ	92772	H1050-57	.SCREW MACHINE PAN PC 5.....	30
69	XDCZZ	88657	447C337603	.FEET CURRENT	4
70	XDCZZ	88601	7524A98G602	.TRANSFORMER,CURRENT BUT NOT FURNISHED).....	5
71	XDCZZ	92772	H1050-56	.SCREW MACHINE ROUND PC 56	11
72	PACZZ	11660	FB3150V	.CIRCUIT BREAKER	1
73	PACZZ	79500	FDB3100	.CIRCUIT BREAKER	1
74	PACZZ	89946	FB3070L	.CIRCUIT BREAKER	2
75	PACZZ	11660	451D874G601	.STUD	12
76	XDCZZ	11660	32B9446H22	.INSULATION SLEEVING	12
77	PACZZ	11660	451D874G02	.STUD	6
78	XDCZZ	11660	32B9446H26	.INSULATION SLEEVING	6
79	XDCZZ	92772	H1050-8	.BLOCK TERMINAL	2
80	XDCZZ	88505	374D883G601	.STUD REAR	4
81	XDCZZ	88505	374D883H08	.TUBE INSULATING	4
82	XDCZZ	88505	3740883G602	.STUD R E A R	2
83	XDCZZ	88505	374D883H12	.TUBE INSULATING	2
84	XDCZZ	92772	H1050-4	.PAD MOUNTING	1
85	PACZO	96906	MS35206-228	.SCREW,MACHINE	2
86	XDCZZ	71400	FHL1OG	.FUSEHOLDER	1
87	PACZO	81349	F15A250V30A	.FUSE,CARTRIDGE	2
88	XDCZZ	92772	H1050-35-IP7	.PLATE INFORMATION PC 35	1
89	PACZZ	72619	41-3101-0537-201	.LIGHT INDICATOR.....	3
90	PACZZ	96906	MS15579-6	.LAMP,INCANDESCENT	3
91	XDCZZ	92772	H1050-37-IP8	.PLATE INFORMATION PC 37	1
92	PACZZ	04009	80511	.SWITCH,PUSH	4
93	PACZZ	96906	MS35649-202	.NUT,PLAIN,HEXAGON	4
94	PACZZ	96906	MS35206-264	.SCREW,MACHINE PC 62.....	4
95	XDCZZ	92772	H1050-83	.PLATE INFORMATION...	1
96	PACZZ	72619	41-3101-0535-201	.LIGHT INDICATOR.....	1

SECTION II

TM55-1905-219-34-1

(1) ITEM NO	(2) SMR CODE	(3) CAGEC	(4) PART NUMBER	(5) DESCRIPTION AND USABLE ON CODES(UOC)	(6) QTY
97	PACZZ	96906	MS1LI579-6	.LAMP,INCANDESCENT.....	1
98	XDCZZ	92772	H1050-.1-IP23	.PLATE INFORMATION PC 41.....	1
99	XDCZZ	92772	H1050-41-IP24	.PLATE INFORMATION PC 41.....	1
100	XDCZZ	92772	H1050-42-IP25	.PLATE INFORMATION PC 42.....	1
101	XDCZZ	92772	H1050-41-IP26	.PLATE INFORMATION PC 41.....	1
102	XDCZZ	92772	H1050-42-IP27	.PLATE INFORMATION PC 42.....	1
103	XDCZZ	92772	H1050-80	.NUT HEX 8-32 CRES	12
104	XDCZZ	92772	H1050-81	.WASHER LOCK NO. 8	12
105	XDCZZ	92772	H1050-79	.SCREW MACHINE P AN	12
106	XDCZZ	92772	H1050-3	.DOOR STEEL.....	1
107	XDCZZ	92772	S7778S	.HINGE STEEL.....	1
108	XDCZZ	92772	H1050-12	.SHIELD DRIP STEEL.....	1
109	XDCZZ	92772	H1050-13	.PAD MOUNTING 2 X 2.....	4
110	XDCZZ	92772	H1050-5	.PLATE MOUNTING	1
111	XDCZZ	92772	H1050-6	.GASKET RUBBER	1
112	XDCZZ	92772	H1050-15	.PAD TAPPING STEEL	1
113	XDCZZ	92772	H1050-2	.ENCLOSURE STEEL	1

END OF FIGURE

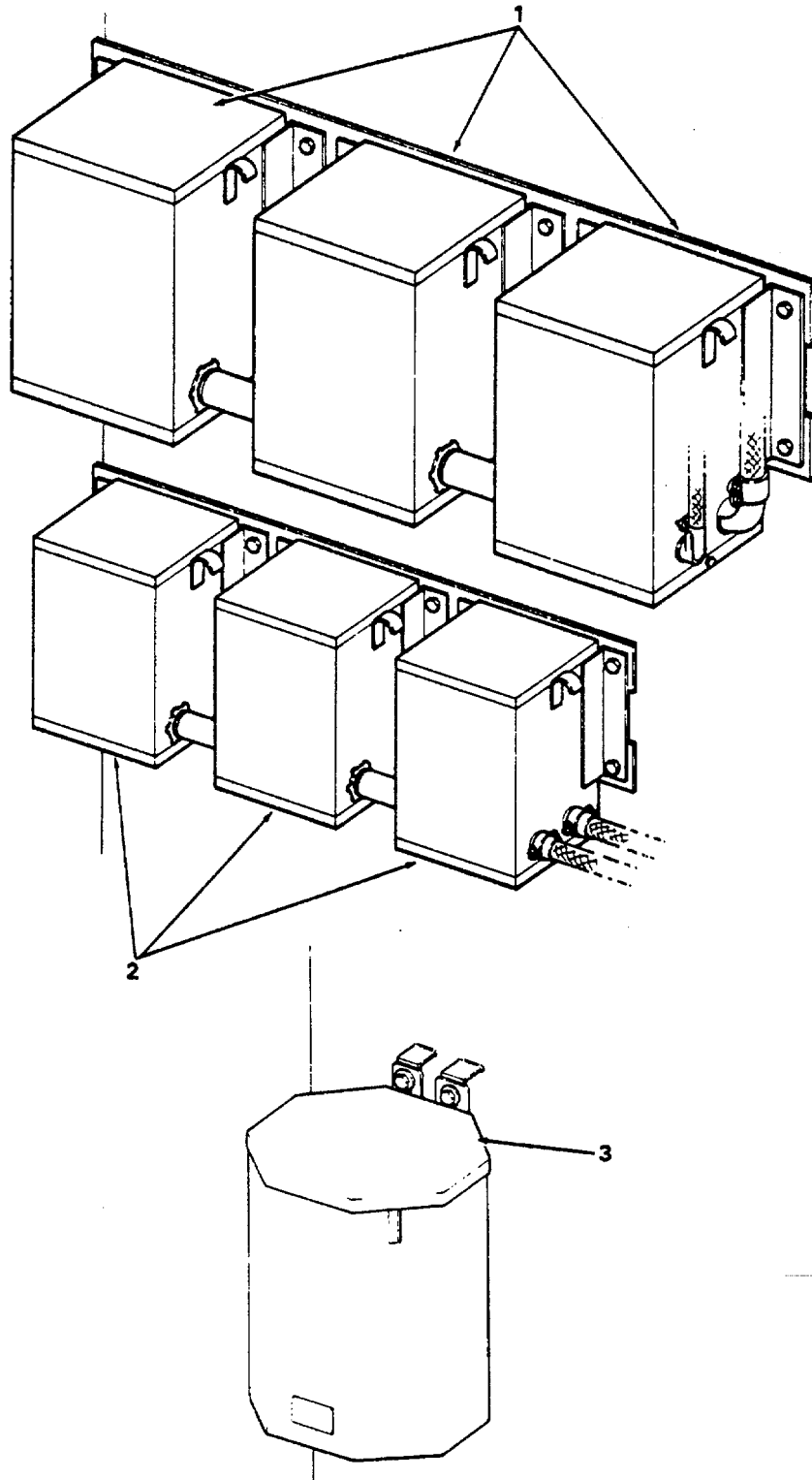


Figure 68. Distribution Transformers.

SECTION II

TM55-1905-219-34-1

(1) ITEM NO	(2) SMR CODE	(3) CAGEC	(4) PART NUMBER	(5) DESCRIPTION AND USABLE ON CODES(UOC)	(6) QTY
				GROUP 02 ELECTRIC POWER GENERATOR AND DISTRIBUTION	
				FIGURE 68 DISTRIBUTION TRANSFORMERS	
1	PAHHH	28455	9141008	TRANSFORMER,POWER	3
2	XDHZZ	28455	9135019T00	TRANSFORMER,POWER	3
3	PAHHH	00159	T-2-53516-3	TRANSFORMER,POWER	1

END OF FIGURE

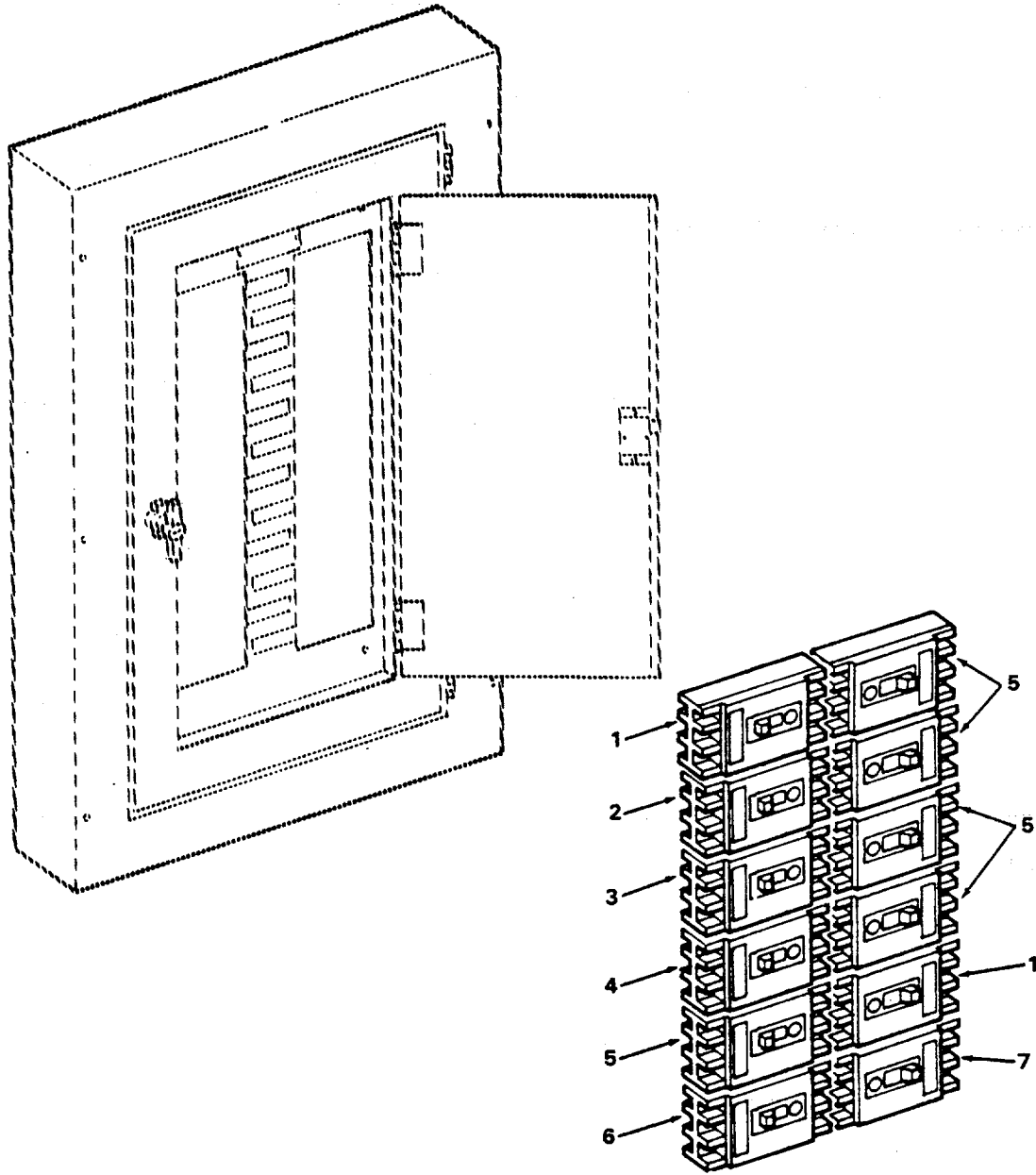


Figure 69. Power Distribution Circuit Breaker Panel P-400

SECTION II

TM55-1905-219-34-1

(1)	(2)	(3)	(4)	(5)	(6)
ITEM	SMR		PART		
NO	CODE	CAGEC	NUMBER	DESCRIPTION AND USABLE ON CODES(UOC)	QTY

GROUP 02 ELECTRIC POWER GENERATOR AND DISTRIBUTION

FIGURE 69 POWER DISTRIBUTION CIRCUIT BREAKER PANEL P-400

	XDFZZ	53157	P-400	PANEL POWER	1
1	XDCZZ	89946	EHB3030V	.CIRCUIT BREAKER AB.....	2
2	PACZZ	11660	EHB3100V	.CIRCUIT BREAKER.....	1
3	PACZZ	89946	EHB3070V	.CIRCUIT BREAKER.....	1
4	PACZZ	89946	EHB3020V	.CIRCUIT BREAKER..	1
5	PACZZ	11660	EHB3050V	.CIRCUIT BREAKER.....	5
6	PACZZ	81348	WC375/18-007	.CIRCUIT BREAKER.....	1
7	PACZZ	89946	EHB3010	.CIRCUIT BREAKER	1

END OF FIGURE

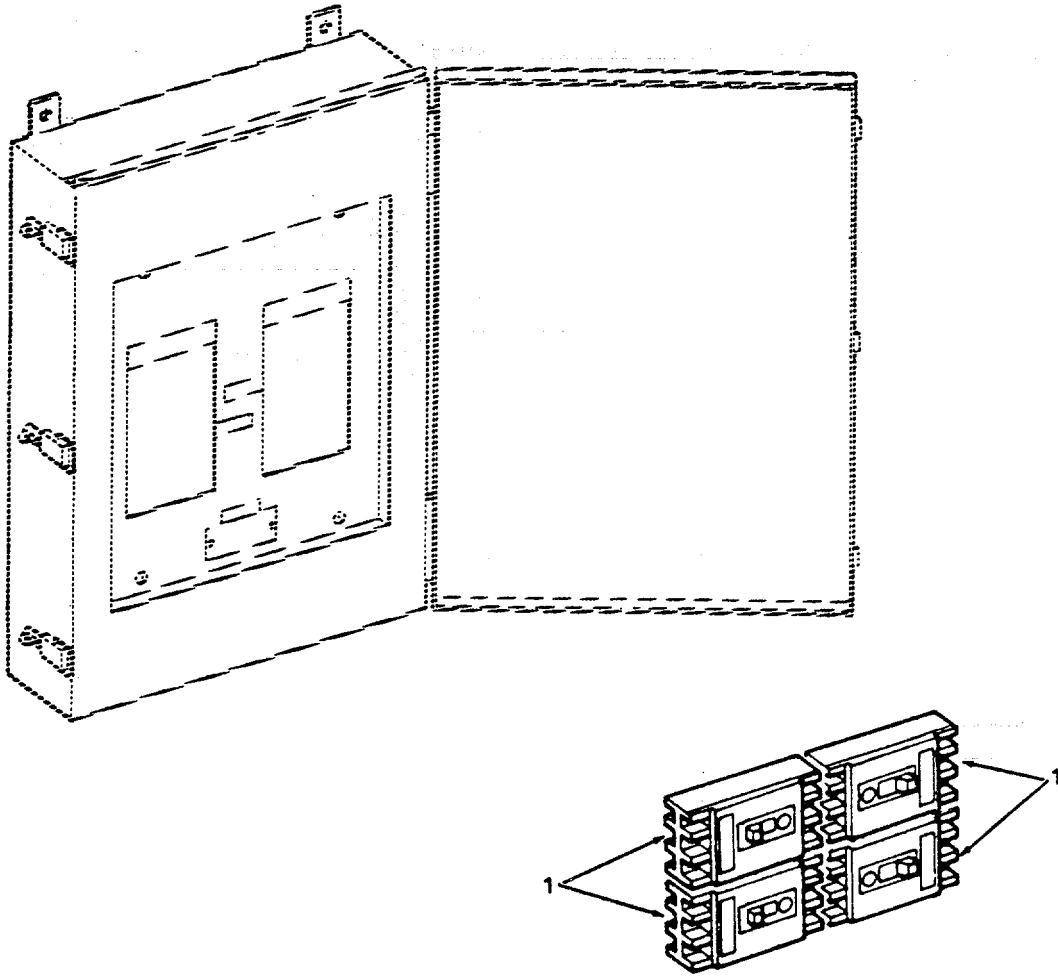


Figure 70. Power Distribution Circuit Bre4aker Panel P-406.

SECTION II

TM55-1905-219-34-1

(1)	(2)	(3)	(4)	(5)	(6)
ITEM	SMR	CAGEC	PART	DESCRIPTION AND USABLE ON CODES(UOC)	QTY
NO	CODE	CAGEC	NUMBER		

GROUP 02 ELECTRIC POWER GENERATOR
AND DISTRIBUTION

FIGURE 70 POWER DISTRIBUTION CIRCUIT
BREAKER PANEL P-406

	XDHHH	53157	P-406	PANEL POWER.....	1
1	PACZZ	89946	EHB3015V	.CIRCUIT BREAKER	4

END OF FIGURE

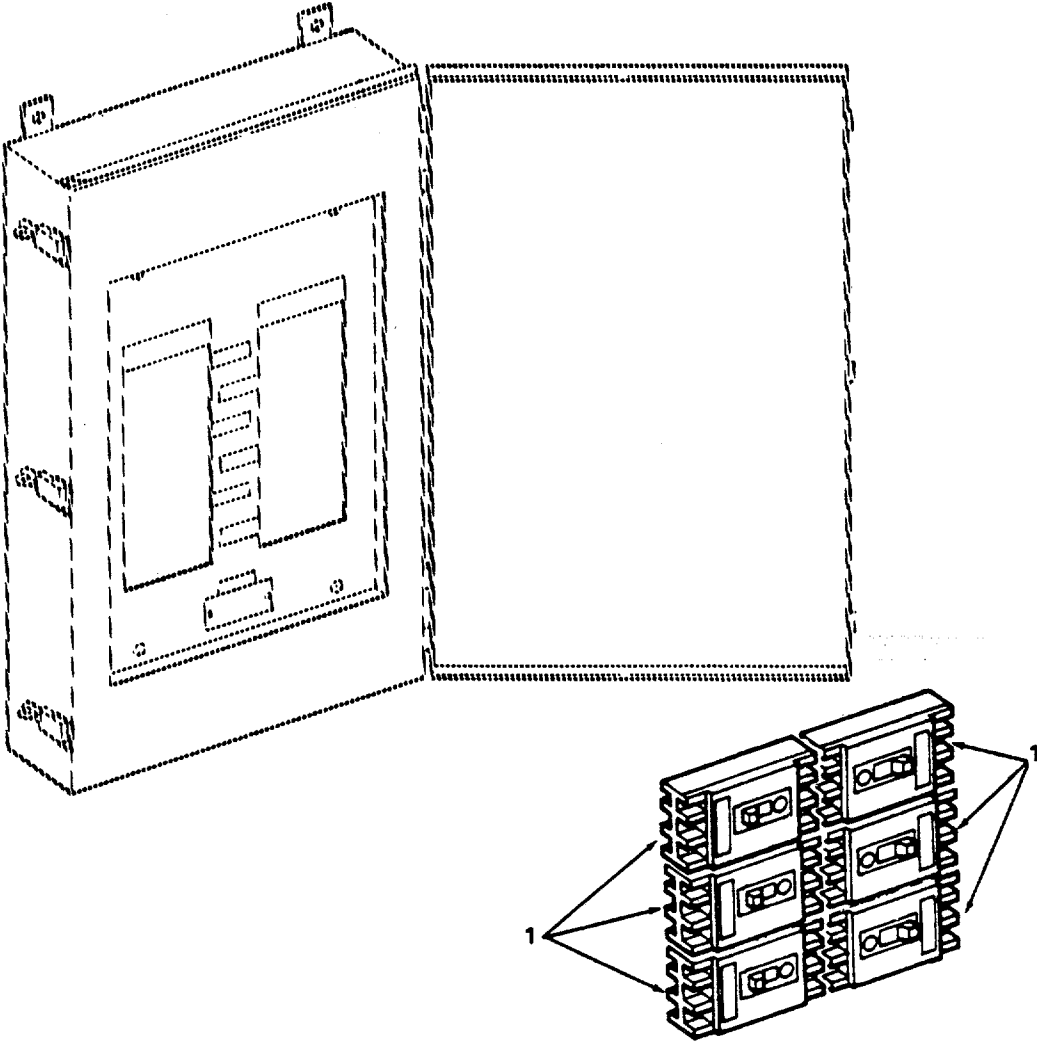


Figure 71. Power Distribution Circuit Breaker Panel P-408.

SECTION II

TM55-1905-219-34-1

(1)	(2)	(3)	(4)	(5)	(6)
ITEM	SMR		PART		
NO	CODE	CAGEC	NUMBER	DESCRIPTION AND USABLE ON CODES(UOC)	QTY

GROUP 02 ELECTRIC POWER GENERATOR
AND DISTRIBUTION

FIGURE 71 POWER DISTRIBUTION CIRCUIT
BREAKER PANEL P-408

	XDHHH	53157	P-408	PANEL POWER.....	1
1	PACZZ	81348	WC375/18-002	.CIRCUIT BREAKER.....	6

END OF FIGURE

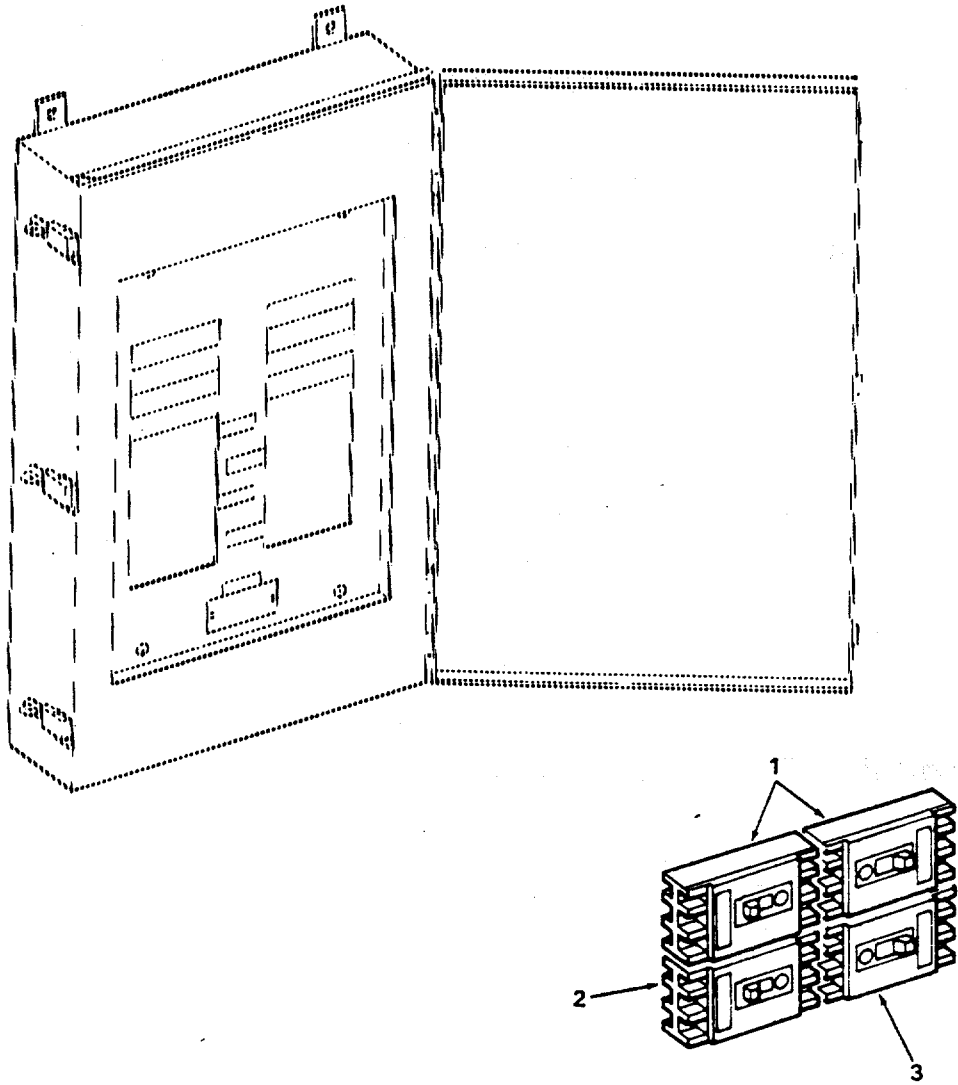


Figure 72. Power Distribution Circuit Breaker Panel P-408A

SECTION II

TM55-1905-219-34-1

(1)	(2)	(3)	(4)	(5)	(6)
ITEM	SMR		PART		
NO	CODE	CAGEC	NUMBER	DESCRIPTION AND USABLE ON CODES(UOC)	QTY

GROUP 02 ELECTRIC POWER GENERATOR AND DISTRIBUTION

FIGURE 72 POWER DISTRIBUTION CIRCUIT BREAKER PANEL P-408-A

	XDHHH	53157	P-408A	PANEL POWER.....	1
1	PACZZ	81348	WC375/18-002	.CIRCUIT BREAKER.....	2
2	PACZZ	81348	WC375/18-003	.CIRCUIT BREAKER.....	1
3	PACZZ	81348	WC375/18-004	.CIRCUIT BREAKER.....	1

END OF FIGURE

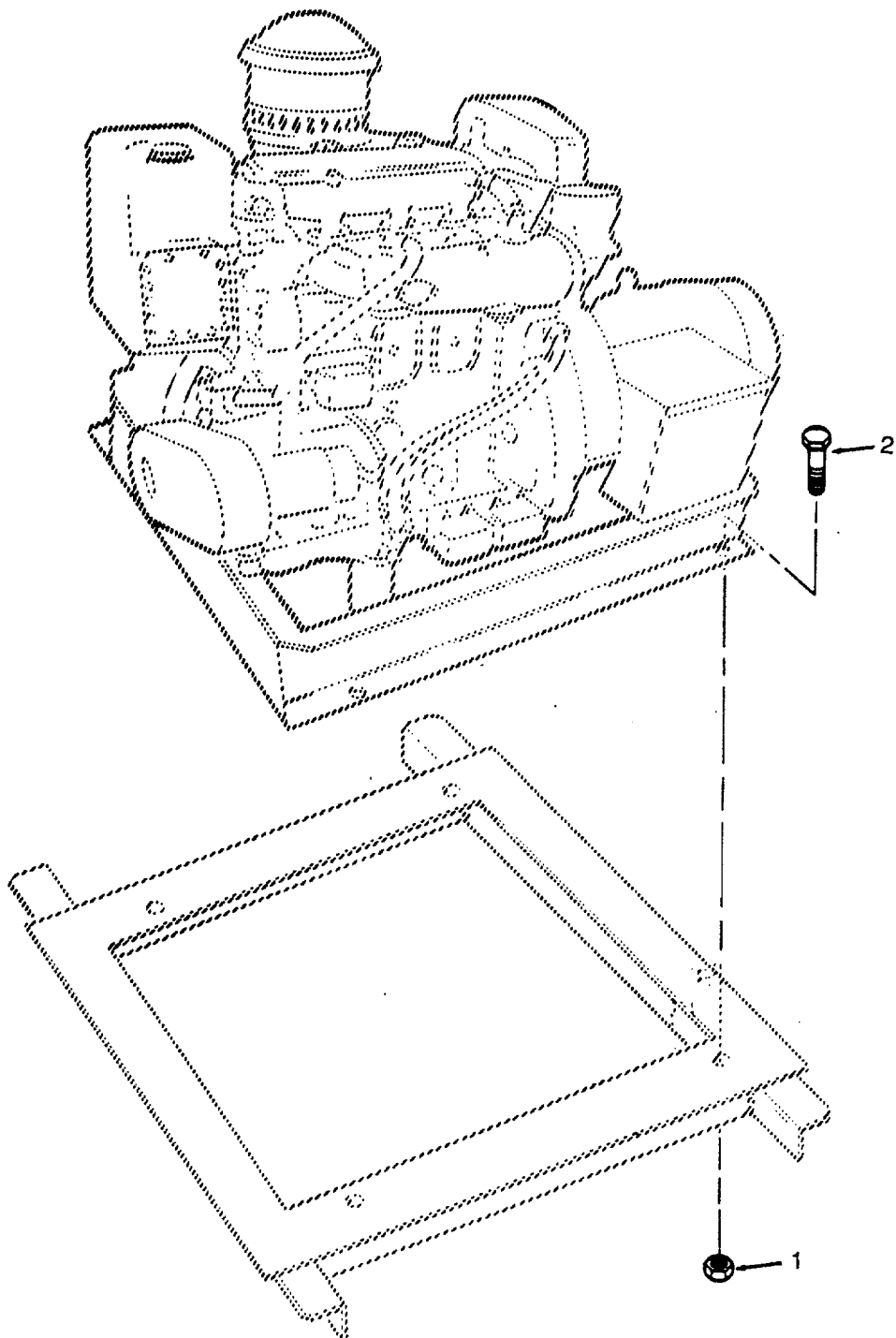


Figure 73. Diesel Generator Engine Mounting.

SECTION II

TM55-1905-219-34-1

(1) ITEM NO	(2) SMR CODE	(3) CAGEC	(4) PART NUMBER	(5) DESCRIPTION AND USABLE ON CODES(UOC)	(6) QTY
-------------------	--------------------	--------------	-----------------------	---	------------

				GROUP 02 ELECTRIC POWER GENERATOR AND DISTRIBUTION	
--	--	--	--	---	--

				FIGURE 73 DIESAL GENERATOR ENGINE MOUNTING	
--	--	--	--	---	--

1	PACZZ	96936	MS51967-23	NUT,PLAIN,HEXAGON.....	8
2	PACZZ	96906	MS90728-189	SCREW,CAP,HEXAGON H.....	8

END OF FIGURE

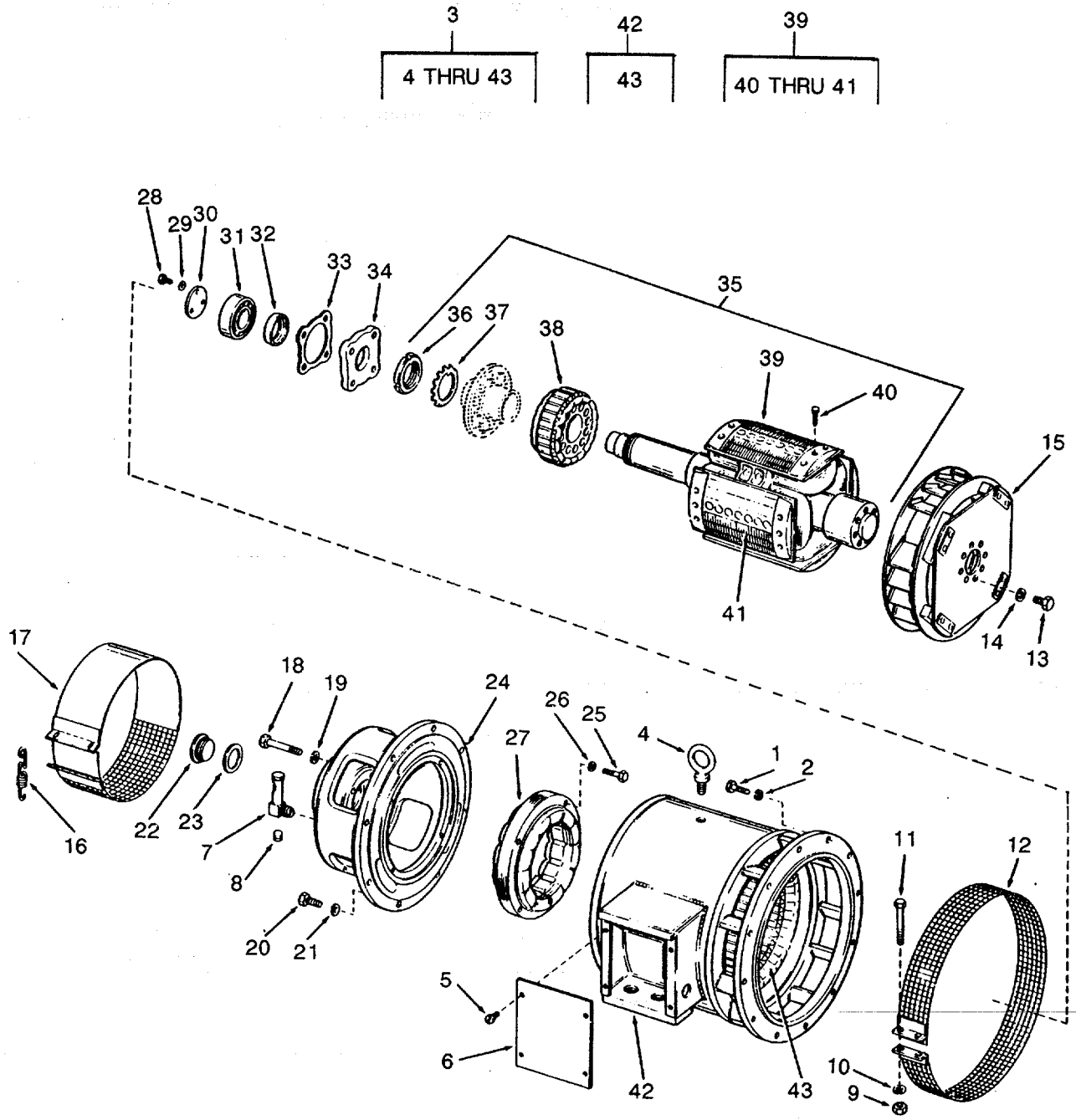


Figure 74. Main Generator Assembly.

SECTION II

TM55-1905-219-34-1

(1) ITEM NO	(2) SMR CODE	(3) CAGEC	(4) PART NUMBER	(5) DESCRIPTION AND USABLE ON CODES(UOC)	(6) QTY
GROUP 02 ELECTRIC POWER GENERATOR AND DISTRIBUTION					
FIGURE 74 MAIN GENERATOR ASSEMBLY					
	PAHHH	02884	1033-7005/E7165	GENERATOR SET.....	2
1	PACZZ	96906	MS90728-63	..SCREW,CAP,HEXAGON H	12
2	PACZZ	96906	MS35338-46	..WASHER,LOCK	12
3	PAFHD	72560	E6256M2	..GENERATOR	1
4	XDCZZ	72560	AA	..BOLT EYE GENERATOR.....	1
5	XDCZZ	72560	BB	..SCREW MACHINE.....	4
6	XDCZZ	72560	CC	..COVER TERMINAL BOX	1
7	PACZZ	72560	5330431	..INDICATOR,SIGHT,LIQ	1
8	XDCZZ	72560	P	..PLUG OIL	1
9	XDCZZ	72560	FF	..NUT PLAIN HEX.....	2
10	XDCZZ	72560	FFA	..WASHER LOCK.....	2
11	XDCZZ	72560	EE	..SCREW MACHINE	2
12	XDCZZ	72560	DD	..COVER FAN GENERATOR.....	1
13	PACZZ	72560	9411385	..BOLT,MACHINE	12
14	XDCZZ	72560	2A	..WASHER,LOCK	12
15	XDCZZ	72560	5547209	..DISC ASSEMBLY FAN.....	1
16	XDCZZ	72560	V	..SPRING HELICAL	2
17	XDCZZ	72560	U	..COVER END FRAME.....	1
18	XDCZZ	72560	S	..SCREW MACHINE.....	4
19	XDCZZ	72560	SA	..WASHER LOCK	4
20	XDCZZ	72560	T	..SCREW MACHINE	8
21	XDCZZ	72560	TA	..WASHER LOCK.....	8
22	XDCZZ	72560	Q	..PLUG CENTER END	1
23	XDCZZ	72560	R	..WASHER FLAT	1
24	XDHZZ	72560	0	..FRAME ASSEMBLY END.....	1
25	XDHZZ	72560	X	..SCREW CAP EXCITER	4
26	XDHZZ	72560	XA	..WASHER LOCK	4
27	XDHZZ	72560	4976467	..FIELD ASSEMBLY.....	1
28	XDHZZ	72560	M	..SCREW MACHINE	3
29	XDHZZ	72560	MA	..WASHER LOCK.....	3
30	XDHZZ	72560	N	..PLATE BEARING.	1
31	PAHZZ	72560	5333914	..BEARING,BALL,ANNULA	1
32	XDHZZ	72560	L	..COLLAR BALL BEARING	1
33	PAHZZ	72560	5334586	..GASKET	1
34	XDHZZ	72560	K	..PLATE BEARING	1
35	PAFZZ	72560	4976057	..ARMATURE ASSEMBLY.....	1
36	XDHZZ	72560	J	..NUT LOCK EXCITER	1
37	PAHZZ	72582	5379887	..WASHER,KEY.....	1
38	XDHZZ	72560	4958763	..ARMATURE EXCITER.	1
39	XDHZZ	72560	4976056	..FIELD AND SHAFT	1
40	XDHZZ	72560	4976066BOLT ROTATING COIL	28
41	XDHZZ	72560	4976056M5COIL ROTATING	1
42	XDHZZ	72560	E6256M2-18	..FRAME STATOR AND	1
43	XDHZZ	72560	4987400	..STATOR AND COIL	1

END OF FIGURE

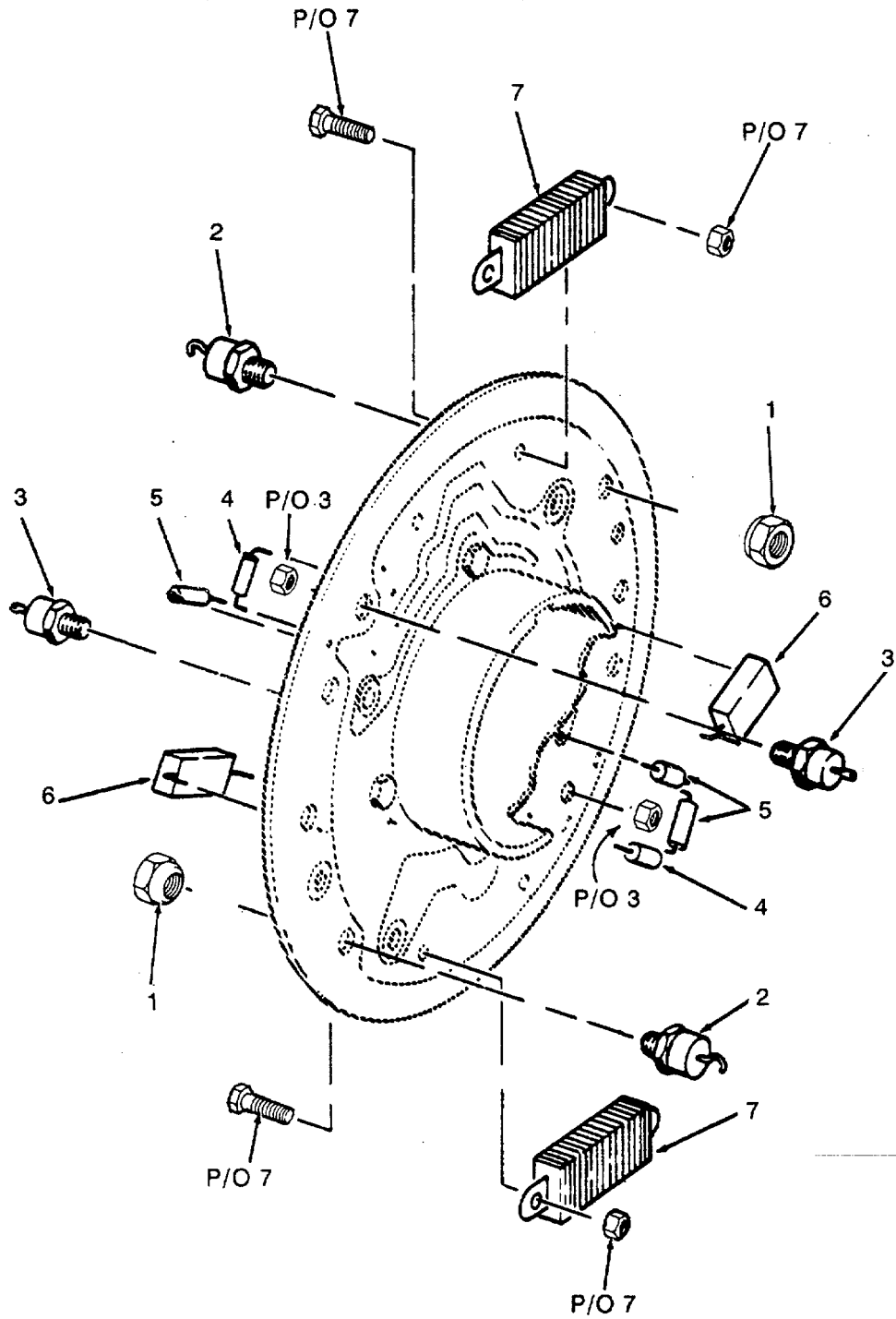


Figure 75. Rotating Rectifier Assembly.

SECTION II

TM55-1905-219-34-1

(1) ITEM NO	(2) SMR CODE	(3) CAGEC	(4) PART NUMBER	(5) DESCRIPTION AND USABLE ON CODES(UOC)	(6) QTY
				GROUP 02 ELECTRIC POWER GENERATOR AND DISTRIBUTION	
				FIGURE 75 ROTATING RECTIFIER ASSEMBLY	
	XDHZZ	58889	52501	...RECTIFIER ASSEMBLY,.....	1
1	XDHZZ	72560	3195233	...NUT,SELF-LOCKING,HE	6
2	PAHZZ	72560	3179357	...SEMICONDUCTOR DEVIC.....	6
3	XDHZZ	72560	4943597	...RECTIFIER SILICON INCLUDES	2
				ATTACHING HEXNUT.....	
4	XDHZZ	72560	4919289	...SEMICONDUCTOR DEVIC.....	2
5	PAHZZ	81349	JAN1N4988	...SEMICONDUCTOR DEVIC.....	3
6	XDHZZ	72560	4952520	...RESISTOR FIXED GATE	2
7	XDHZZ	72560	4954937	... RESISTOR VOLTAGE.....	2

END OF FIGURE

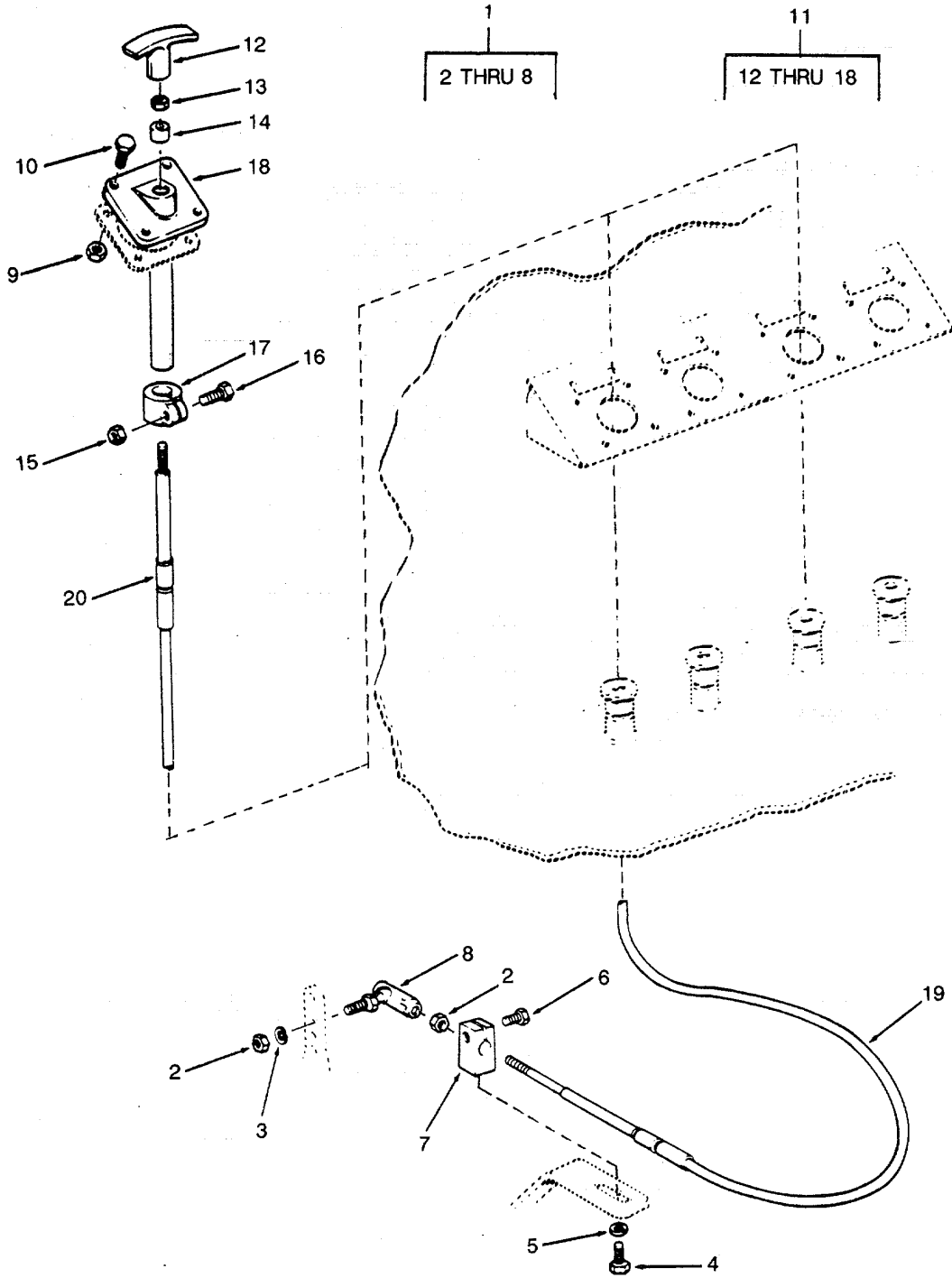


Figure 76. Emergency Shutdown Head and Linkage.

SECTION II

TM 55-1905-219-34P-1

(1) ITEM NO	(2) SMR CODE	(3) CAGEC	(4) PART NUMBER	(5) DESCRIPTION AND USABLE ON CODES(UOC)	(6) QTY
GROUP 02 ELECTRIC POWER GENERATOR AND DISTRIBUTION					
FIG. 76 EMERGENCY SHUTDOWN HEAD AND LINKAGE					
	PAFHD	72582	1033-7005	.ENGINE, DIESEL.....	1
1	PACZZ	86376	C-2926-1	..CONNECTOR KITCONTR	1
2	PACZZ	96906	MS35691-8	...NUT, PLAIN, HEXAGON	1
3	PACZZ	96906	MS35338-139	...WASHER, LOCK	1
4	PACZZ	86376	1755	...SCREW, CAP, HEXAGON H	1
5	PACZZ	96906	MS35338-141	...WASHER, LOCK	1
6	PACZZ	86376	259	...BOLT, MACHINE	1
7	XDCZZ	86376	2856	...CLAMP CABLE	1
8	XDCZZ	86376	1725	...JOINT BALL	1
9	PACZZ	96906	MS51969-1	..NUT, PLAIN, HEXAGON	4
10	PACZZ	96906	MS35198-71	..SCREW, MACHINE	4
11	XDCFZ	86376	B-2770	..GOVERNOR, SHUTDOWN H	1
12	XDCZZ	86376	2136	...HANDLE, MANUAL CONTR.....	1
13	PAOZZ	96906	MS35691-8	...NUT, PLAIN, HEXAGON	1
14	XDCZZ	86376	D-1712	...BUSHING, SLEEVE.....	1
15	XDCZZ	86376	242	...NUT, PLAIN, HEXAGON	1
16	XDCZZ	86376	1211	...BOLT, MACHINE	1
17	XDCZZ	86376	1776	...CLAMP CABLE	1
18	XDCZZ	86376	2771	...TUBE AND BRACKET	1
19	PACZZ	86376	C1332-T-14	..CONTROL ASSEMBLY, PU 14 FEET.....	1
20	PACZZ	86376	C1332-24	..CONTROL ASSEMBLY 20 FEET.....	1

END OF FIGURE

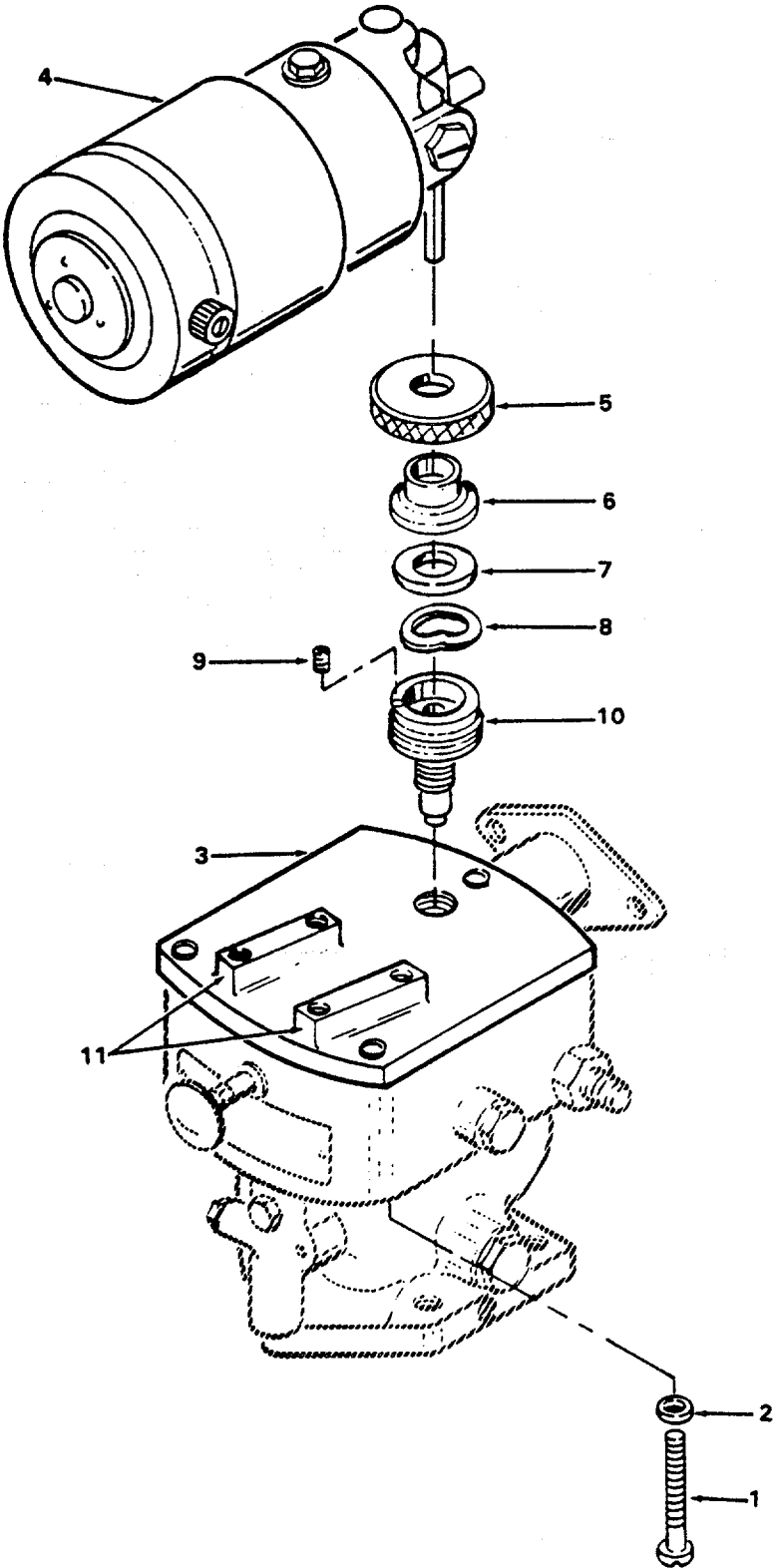


Figure 77. Synchronizing Motor.

SECTION II

TM 55-1905-219-34P-1

(1) ITEM NO	(2) SMR CODE	(3) CAGEC	(4) PART NUMBER	(5) DESCRIPTION AND USABLE ON CODES(UOC)	(6) QTY
GROUP 02 ELECTRIC POWER GENERATOR AND DISTRIBUTION					
FIG. 77 SYNCHRONIZING MOTOR					
1	PACZZ	96906	MS35266-66	..SCREW, MACHINE	4
2	PACZZ	96906	MS27183-41	..WASHER, FLAT	4
3	XDHZZ	31361	04022-207	..COVER GOVERNOR	1
4	XDHZZ	31361	04022-201	..MOTOR ASSEMBLY GOVE.....	1
5	XDHZZ	31361	04022-202	..COVER GOVERNOR	1
6	XDHZZ	31361	04022-203	..DISC, FRICTION, GOVER	1
7	XDHZZ	31361	04022-249	..WASHER MICARTA	1
8	XDHZZ	31361	04022-204	..SPRING FRICTION	1
9	XDHZZ	31361	04022-205	..SCREW SET 6-32	1
10	XDHZZ	31361	04022-206	..SCREW SPEED	1
11	XDHZZ	72582	5155879	..BRACKET, GOVERNOR	1

END OF FIGURE

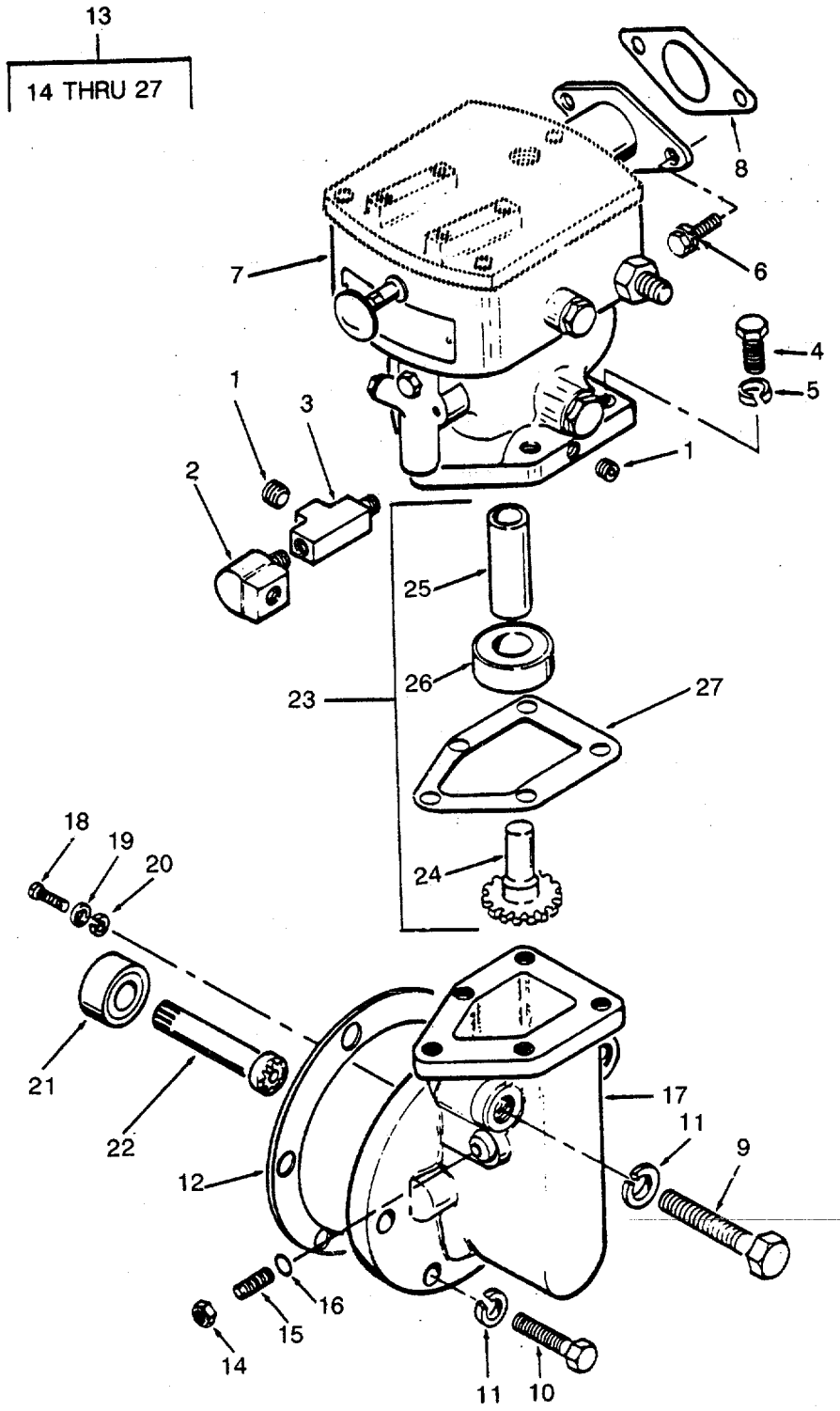


Figure 78. Hydraulic Governor.

SECTION II

TM 55-1905-219-34P-1

(1) ITEM NO	(2) SMR CODE	(3) CAGEC	(4) PART NUMBER	(5) DESCRIPTION AND USABLE ON CODES(UOC)	(6) QTY
GROUP 02 ELECTRIC POWER GENERATOR AND DISTRIBUTION					
FIG. 78 HYDRAULIC GOVERNOR					
1	PACZZ	96906	MS20913-2S	..PLUG, PIPE	2
2	XDCZZ	72582	190367	..ELBOW, PIPE	1
3	PACZZ	72582	444148	..TEE, PIPE	1
4	PACZZ	96906	MS90725-8	..SCREW, CAP, HEXAGON H	5
5	PACZZ	96906	MS35338-44	..WASHER, LOCK	5
6	PACZZ	24617	5118219	..BOLT, ASSEMBLED WASH.....	2
7	PACZZ	72582	5101888	..GOVERNOR ASSEMBLY PROCURED AND SERVICED ONLY AS AN ASSEMBLY	1
8	PACZZ	72582	5123812	..GASKET PART OF KIT P/N 5193113	1
9	PACZZ	96906	MS90725-40	..BOLT, MACHINE	2
10	PACZZ	96906	MS90725-39	..BOLT, MACHINE	4
11	XDCZZ	96906	MS35338-45	..WASHER, LOCK	6
12	PACZZ	72582	5150246	..GASKET PART OF KIT P/N 5193113	1
13	PAHZZ	72582	5140529	..DRIVE UNIT, ANGLE	1
14	XDHZZ	96906	MS51967-2	...NUT, PLAIN, HEXAGON	2
15	PAHZZ	72582	5169864	...SETSCREW	2
16	PAHZZ	55921	R437	...WASHER, FLAT	2
17	XDHZZ	72582	5140526	...HOUSING, GOVERNOR	1
18	PAHZZ	96906	MS90725-31	...BOLT, MACHINE	2
19	PAHZZ	72582	5171344	...WASHER, FLAT	2
20	XDHZZ	96906	MS35338-45	...WASHER, LOCK	2
21	PAHZZ	72582	903204	...BEARING	1
22	PAHZZ	72582	3222490	...GEAR, BEVEL	1
23	PAHZZ	55380	3224169	...GEARSHAFT, BEVEL	1
24	XAHZZ	72582	3224084	...GEARSHAFT, BEVEL	1
25	XAHZZ	72582	3224085	...SLEEVE, GOVERNOR DRI.....	1
26	XDHZZ	72582	954498	...BEARING, BALL, ANNULA.....	1
27	PACZZ	72582	3224773	...GASKET PART OF KIT P/N 5193113	1

END OF FIGURE

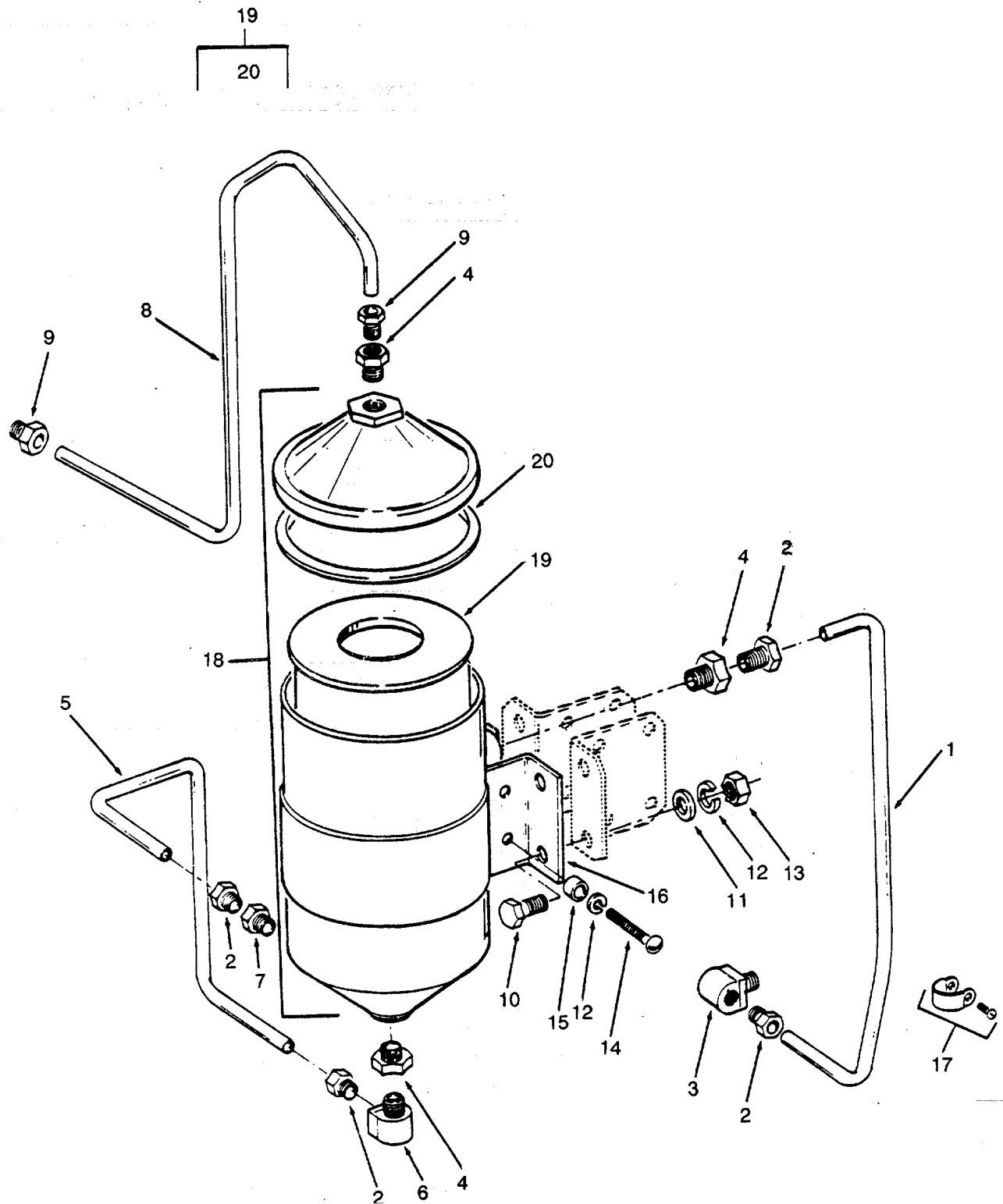


Figure 79. Governor Oil Filter

SECTION II

TM 55-1905-219-34P-1

(1) ITEM NO	(2) SMR CODE	(3) CAGEC	(4) PART NUMBER	(5) DESCRIPTION AND USABLE ON CODES(UOC)	(6) QTY
GROUP 02 ELEC'RIC POWER GENERATOR AND DISTRIBUTION					
FIG. 79 GOVERNOR OIL FILTER					
1	XDCZZ	72582	5140412	..TUBE BLOCK TO	1
2	PACZZ	72582	431538	..CONNECTOR	5
3	PACZZ	79470	434X8	..ELBOW, PIPE TO TUBE	1
4	XDCZZ	72582	116524	..BUSHING, PIPE.....	2
5	XDCZZ	72582	5140297	..TUBE RESERVOIR TO	1
6	XDCZZ	72582	225828	..ELBOW, PIPE TO TUBE	1
7	PACZZ	96906	MS39232-4	..REDUCER, PIPE	1
8	XDCZZ	72582	5144442	..TUBE RESERVOIR	1
9	XDCZZ	23862	2310225	..ADAPTER, STRAIGHT, PI	2
10	PACZZ	96906	MS90726-60	..SCREW, CAP, HEXAGON H	4
11	PACZZ	96906	MS27183-13	..WASHER, FLAT	4
12	PACZZ	96906	MS35338-46	..WASHER, LOCK	6
13	PACZZ	96906	MS51968-8	..NUT, PLAIN, HEXAGON	4
14	XDCZZ	96906	MS90726-72	..SCREW, CAP, HEXAGON H	2
15	XDCZZ	72582	5164789	..SPACER OIL FILTER	2
16	XDCZZ	72582	5140665	..BRACKET OIL FILTER.....	1
17	XDCZZ	72582	5138090	..CLAMP GOVERNOR.....	2
18	XDCZZ	72582	5138900	..FILTER ASSEMBLY OIL.....	1
19	PACZZ	72582	9023829	...FILTER ELEMENT, FLUI.....	1
20	PACZZ	72582	2374427GASKET	1

END OF FIGURE

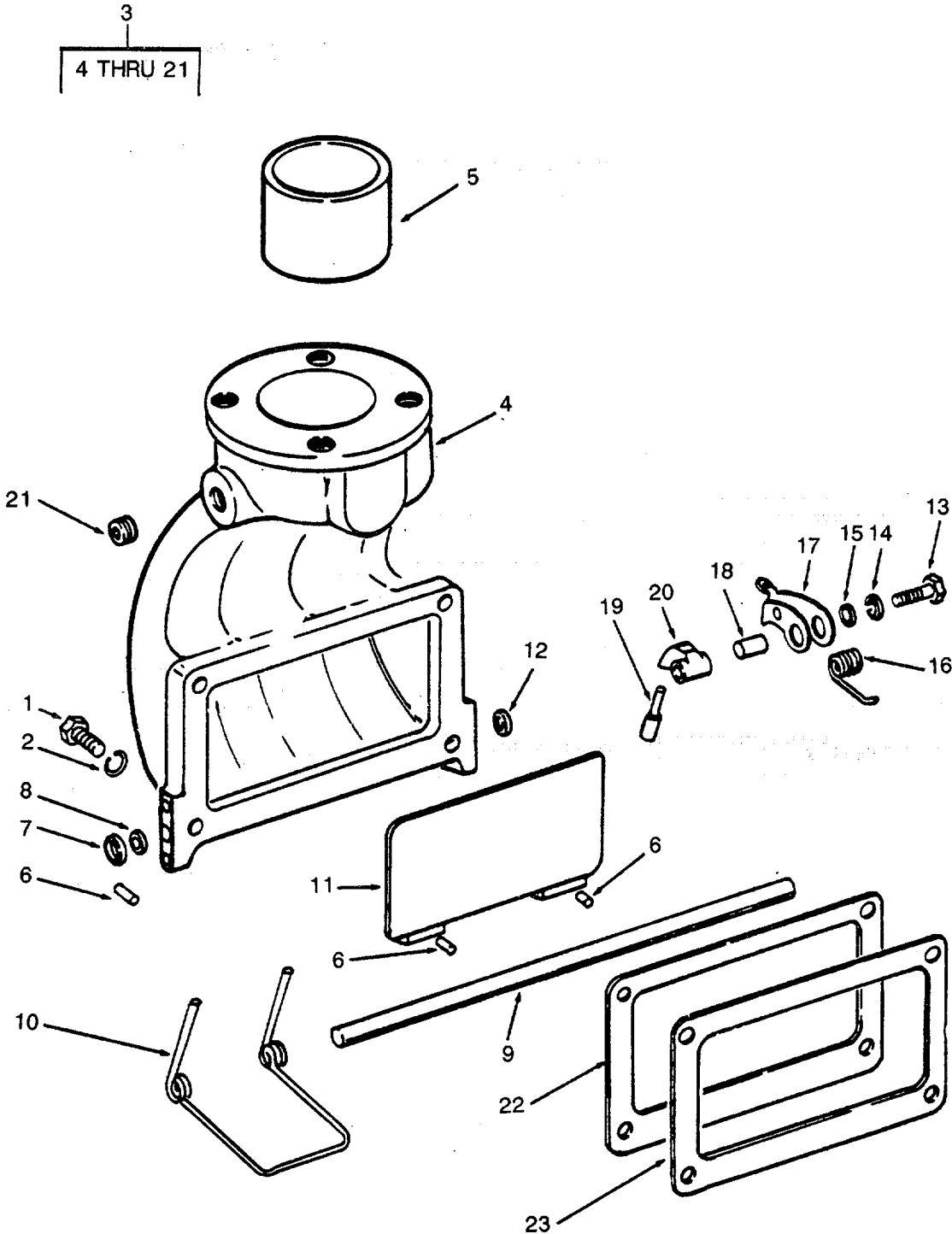


Figure 80. Air Intake.

SECTION II

TM 55-1905-219-34P-1

(1) ITEM NO	(2) SMR CODE	(3) CAGEC	(4) PART NUMBER	(5) DESCRIPTION AND USABLE ON CODES(UOC)	(6) QTY
GROUP 02 ELECTRIC POWER GENERATOR AND DISTRIBUTION					
FIG. 80 AIR INTAKE					
1	PACZZ	24617	180127	..SCREW, CAP, HEXAGON H	4
2	PACZZ	96906	MS35338-46	..WASHER, LOCK	4
3	XDOZZ	72582	5147612	..HOUSING ASSEMBLY	1
4	XDCZZ	72582	5147328	..HOUSING AIR INLET	1
5	XDCZZ	72582	5158616	..SPACER, SLEEVE	1
6	PACZZ	72582	273436	..PIN, VALVE TO SHAFT.....	3
7	PACZZ	96906	MS27183-13	..WASHER, FLAT	1
8	PACZZ	72582	5182977	..PACKING, PREFORMED.....	1
9	XDCZZ	72582	5112969	..SHAFT AIR INLET	1
10	PACZZ	72582	5111904	..SPRING, HELICAL, TORS	1
11	PACZZ	72582	5172029	..DAMPER VALVE	1
12	PACZZ	72582	5182977	..PACKING, PREFORMED.....	1
13	PACZZ	96906	MS90728-12	..SCREW, CAP, HEXAGON H	1
14	PACZZ	96906	MS35338-44	..WASHER, LOCK	1
15	PACZZ	96906	MS27183-9	..WASHER, FLAT	1
16	PACZZ	72582	5114124	..SPRING, HELICAL, TORS	1
17	PACZZ	72582	5112785	..LATCH, HOUSING	1
18	XDCZZ	72582	5113633	..SPACER, SLEEVE	1
19	PACZZ	72582	5114974	..HANDLE ASSEMBLY, AIR	1
20	PACZZ	72582	5122623	..CAM, CONTROL	1
21	PACZZ	96906	MS20913-6S	..PLUG, PIPE	2
22	PACZZ	72582	3290577	..GASKET PART OF KIT P/N 5193113	1
23	XDCZZ	72582	3290576	..PLATE.....	1

END OF FIGURE

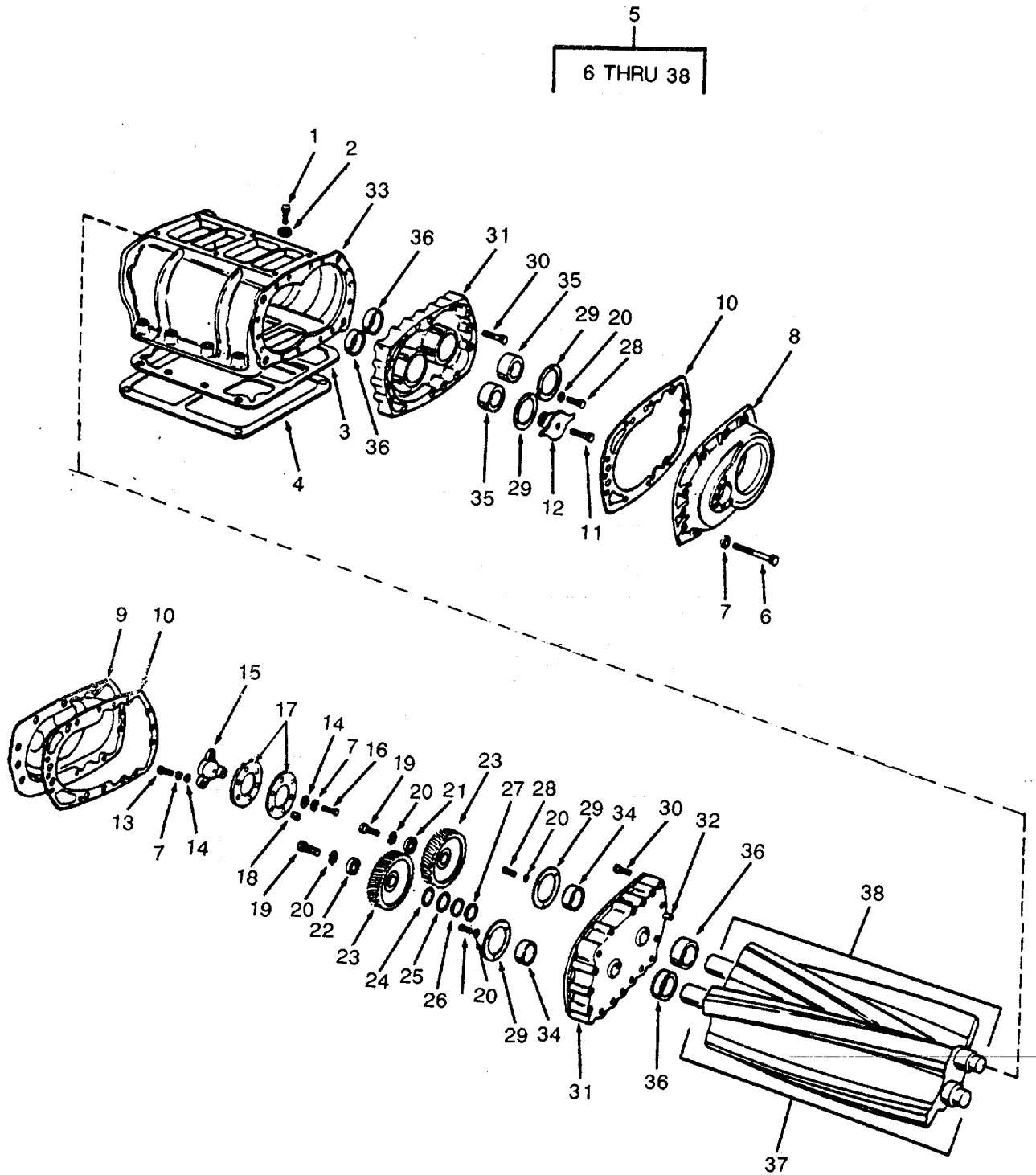


Figure 81. Blower (Sheet 1 of 2).

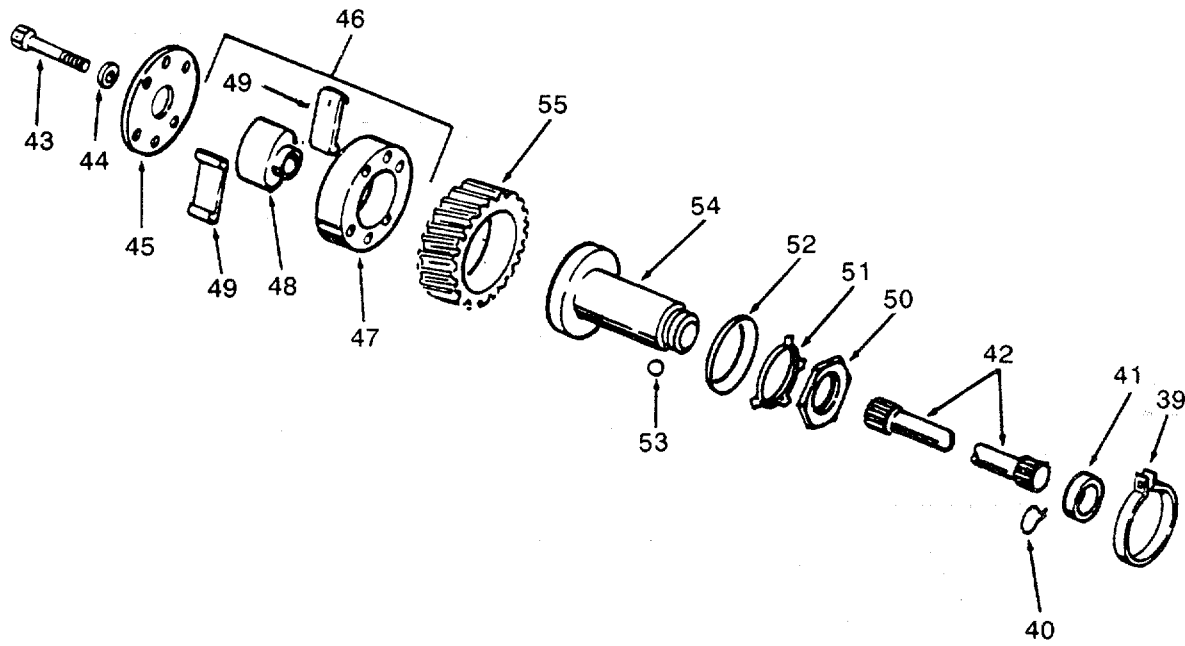


Figure 81. Blower (Sheet 2 of 2).

(1) ITEM NO	(2) SMR CODE	(3) CAGEC	(4) PART NUMBER	(5) DESCRIPTION AND USABLE ON CODES(UOC)	(6) QTY
GROUP 02 ELECTRIC POWER GENERATOR AND DISTRIBUTION					
FIG. 81 BLOWER					
1	PACZZ	96906	MS90728-91	..SCREW, CAP, HEXAGON H	4
2	PACZZ	96906	MS27183-15	..WASHER, FLAT	4
3	PACZZ	72582	5150235	..GASKET PART OF KIT P/N 5193113	1
4	PACZZ	72582	5103558	..SCREEN AIR INLET	1
5	PACFH	72582	5120991	..BLOWER ASSY, AIR, INT	1
6	XDHZZ	96906	MS90725-42	..BOLT, MAHINE BM	20
7	XDHZZ	96906	MS35338-45	..WASHER, LOCK	26
8	XDHZZ	72582	5114442	..COVER, ACCESS.....	1
9	XDHZZ	72582	5120726	..COVER, BLOWER HOUSING	1
10	PAHZZ	72582	5114726	..GASKET	2
11	PAHZZ	96906	MS16998-61	..SCREW, CAP, SOCKET HE	1
12	PAHZZ	72582	5122069	..COUPLING AND SLINGE	1
13	PAHZZ	72582	5173363	..BOLT, EXTERNALLY REL	3
14	PAHZO	96906	MS27183-11	..WASHER, FLAT	6
15	PAHZZ	72582	5173366	..HUB, GEAR	1
16	PAHZZ	72582	5173362	..BOLT, EXTERNALLY REL	3
17	XDHZZ	72582	5173365	..PLATE, RETAINING, SHA.....	2
18	PAHZZ	72582	5173364	..SPACER, SLEEVE	3
19	PAHZZ	96906	MS90726-111	..SCREW, CAP, HEXAGON H	2
20	XDHZZ	96906	MS35338-48	..WASHER, LOCK	14
21	PAHZZ	72582	5154401	..DISK, COUPLING, BLOWE	1
22	PAHZZ	72582	5154400	..WASHER, KEY	1
23	PAHZZ	72582	5192234	..GEAR SET, SPUR, MATCH	1
24	PAHZZ	72582	5150372	..SHIM .002 INCHES.....	2
25	PAHZZ	72582	5153938	..SHIM .003 INCHES.....	2
26	PAHZZ	72582	5150855	..SHIM .005 INCHES.....	2
27	PAHZZ	72582	5150856	..SHIM .010 INCHES.....	2
28	PAHZZ	96906	MS90728-6	..SCREW, CAP, HEXAGON H	12
29	PAHZZ	72582	5179017	..RETAINER, PACKING.....	4
30	PAHZZ	96906	MS35265-100	..SCREW, MACHINE	4
31	XDHZZ	72582	5193719	..PLATE ASSY, BLOWER H.....	2
32	PAHZZ	72582	5114528	..PIN, STRAIGHT, HEADLE	2
33	XDHZZ	72582	5155865	..HOUSING, BLOWER	1
34	PAHZZ	72582	954418	..BEARING, BALL, ANNULA.....	2
35	PAHZZ	72582	7451054	..BEARING, ROLLER, CYLI.....	2
36	PAHZZ	72582	5138710	..SEAL, PLAIN ENCASED	4
37	PAHZZ	72582	5179047	..ROTOR	1
38	PAHZZ	72582	5158142	..ROTOR, BLOWER	1
39	PAHZZ	72582	5138336	..CLAMP, HOSE.....	1
40	PAHZZ	72582	5154637	..RING, RETAINING	1
41	PAHZZ	72582	5172865	..GASKET	1
42	PAHZZ	72582	5154638	..SHAFT, BLOWER DRIVE	1
43	PAHZZ	72582	5150350	..BOLT, MACHINE	6
44	XDHZZ	96906	MS35338-45	..WASHER, LOCK	6
45	PAHZZ	72582	5150349	..RETAINER, PACKING.....	1
46	PAHZZ	72582	5103377	..COUPLING ASSEMBL Y, B.....	1
47	XDHZZ	72582	5150345	..SUPPORT, COUPLING SP.....	1

SECTION II

TM 55-1905-219-34P-1

(1) ITEM NO	(2) SMR CODE	(3) CAGEC	(4) PART NUMBER	(5) DESCRIPTION AND USABLE ON CODES(UOC)	(6) QTY
48	PAHZZ	72582	5150348	...CAM, BLOWER DRIVE	1
49	PAHZZ	72582	5196314	...PACK KIT, SPRING, BLO.....	2
50	PAHZZ	72582	5152804	..NUT, PLAIN, HEXAGON	1
51	PAHZZ	72582	5150281	..WASHER, KEY	1
52	XDHZZ	72582	5158901	..BEARING, WASHERS, THRU	1
53	PAHZZ	72582	169067	..BALL, BEARING	1
54	PAHZZ	72582	5150279	..HUB, BLOWER DRIVE GE	1
55	PAHZZ	72582	5115898	..GEAR, HELICAL.....	1

END OF FIGURE

3
4 THRU 20

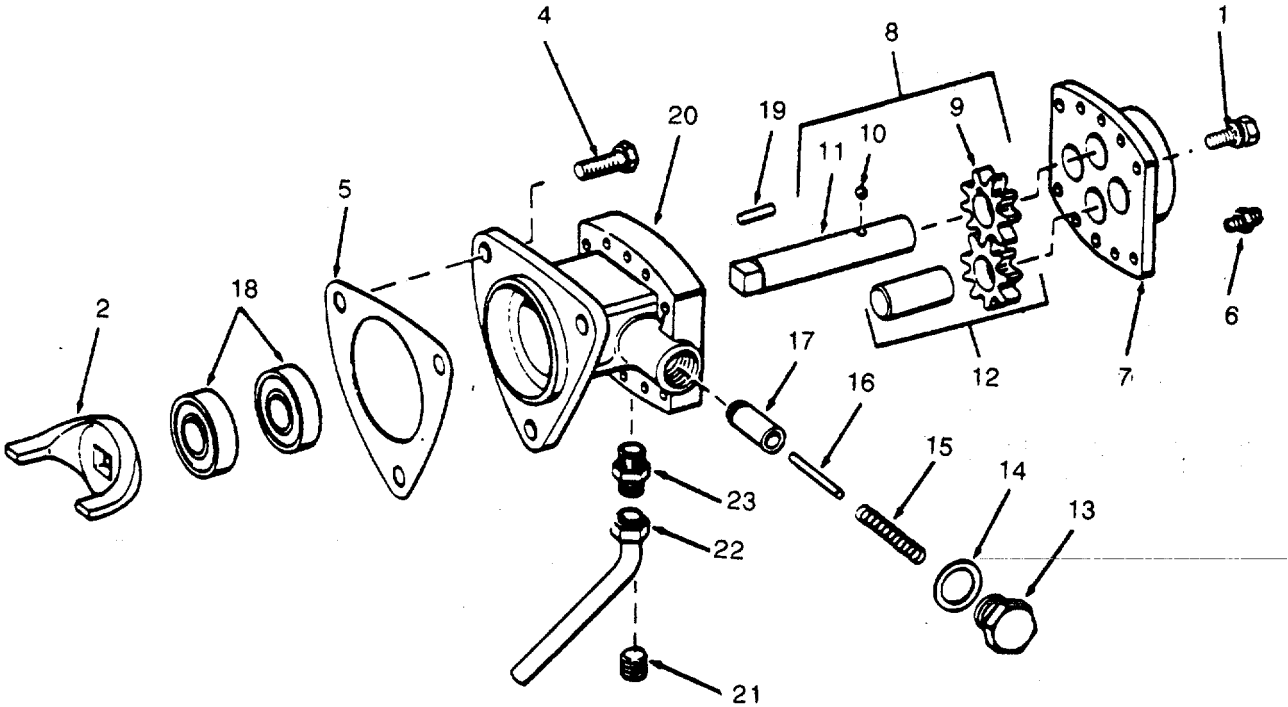


Figure 82. Fuel Pump and Drain.

SECTION II

TM 55-1905-219-34P-1

(1) ITEM NO	(2) SMR CODE	(3) CAGEC	(4) PART NUMBER	(5) DESCRIPTION AND USABLE ON CODES(UOC)	(6) QTY
GROUP 02 ELECTRIC POWER GENERATOR AND DISTRIBUTION					
FIG. 82 FUEL PUMP AND DRAIN					
1	PACZZ	24617	5118219	..BOLT, ASSEMBLED WASH.....	8
2	PACZZ	72582	515G199	..FORK, COUPLING, FUEL.....	1
3	PACFF	72582	5199561	..PUMP, FUEL, METERING.....	1
4	PACZZ	72582	3719219	...BOLT, MACHINE INCLUDES LOCKWASHER..	3
5	PACZZ	72582	5150193	...GASKET PART OF KIT P/N 5193113.....	1
6	PACZZ	96906	MS39232-2	...REDUCER, PIPE.....	1
7	XDCZZ	72582	5134628	...COVER FUEL PUMP.....	1
8	PACZZ	72582	5181746	...GEARSHAFT, SPUR.....	1
9	XDCZZ	72582	5174975GEAR, SPUR.....	1
10	PACZZ	96906	MS19061-3BALL, BEARING.....	1
11	PACZZ	72582	5178700SHAFT, STRAIGHT.....	1
12	PACZZ	72582	5181747	...GEAR, SPUR INCLUDES GEAR NOT.....	1
PROCURED SEPARATELY					
13	PACZZ	72582	5174971	...PLUG, MACHINE THREAD.....	1
14	PACZZ	72582	5161003	...GASKET.....	1
15	PACZZ	72582	5184530	...SPRING, HELICAL, COMP.....	1
16	PACZZ	96906	MS16556-838	...PIN, STRAIGHT, HEADLE.....	1
17	PACZZ	72582	5174973	...VALVE, RELIEF.....	1
18	PACZZ	72582	5230007	...SEAL, PLAIN ENCASED.....	2
19	PACZZ	72582	141195	...PN, STRAIGHT, HEADLE.....	2
20	XDCZZ	72582	5113776	...BODY, FUEL PUMP.....	1
21	PACZO	76191	9112001	..PLUG, PIPE.....	1
22	XDCZZ	72282	5158825	..TUBE ASSEMBLY, METAL.....	1
23	PACZZ	72582	442322	..CONNECTOR, INVERTED.....	1

END OF FIGURE

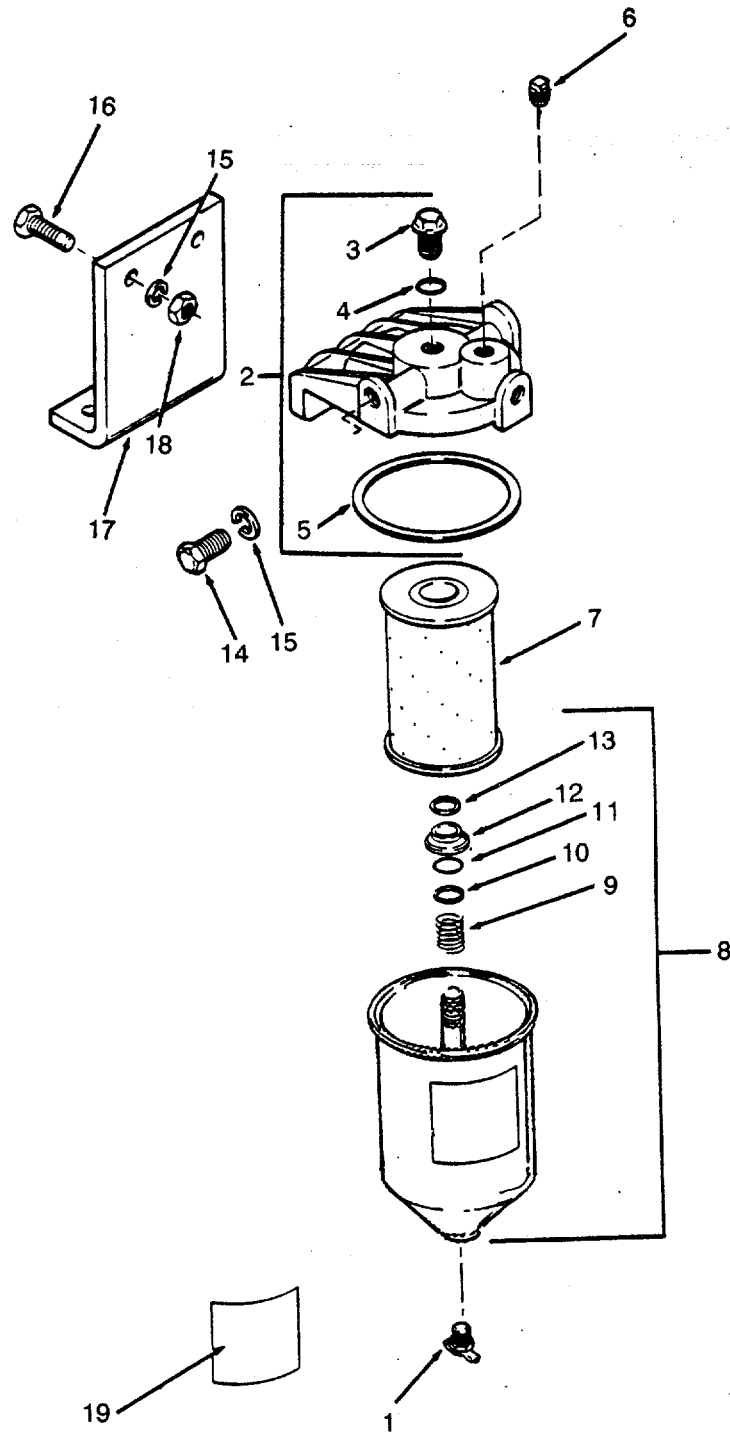


Figure 83. Fuel Filter.

SECTION II

TM 55-1905-219-34P-1

(1) ITEM NO	(2) SMR CODE	(3) CAGEC	(4) PART NUMBER	(5) DESCRIPTION AND USABLE ON CODES(UOC)	(6) QTY
GROUP 02 ELECTRIC POWER GENERATOR AND DISTRIBUTION					
FIG. 83 FUEL FILTER					
	XDCZZ	72582	5573949	..FILTER, FLUID	1
1	PACZZ	96906	MS35783-2	...COCK, DRAIN	1
2	XDCZZ	72582	6436254	...HEAD, FLUID FILTER COVER	1
PROCURED ONLY WITH ASSEMBLY					
3	PACZZ	72582	5574118BOLT, SHOULDER.....	1
4	PACZZ	72582	1503536WASHER, FLAT	1
5	PACZZ	72582	5574161GASKET	1
6	PACZZ	96906	MS20913-2S	...PLUG, PIPE	1
7	XDCZZ	72582	5573261	...ELEMENT GASKETS 5574161 AND	1
1503536 ALSO SUPPLIED WHEN.....					
PROCURING ELEMENT					
8	XDCZZ	72582	5574125	...FILTER BODY, FLUID SHELL.....	1
PROCURED ONLY WITH ASSEMBLY					
9	PACZZ	72582	5574124SPRING, HELICAL, COMP	1
10	PACZZ	70040	0F209SEAT, HELICAL COMPRE.....	1
11	PACZZ	70040	5574126GASKET	1
12	PACZZ	72582	5574123SEAT, FUEL FILTER EL.....	1
13	XDCZZ	72582	5574120RING, RETAINING	1
14	XDCZZ	96906	MS90726-62	..SCREW, CAP, HEXAGON H	2
15	PACZZ	96906	MS35338-46	..WASHER, LOCK	4
16	PACZZ	96906	MS18154-60	..SCREW, CAP, HEXAGON H	2
17	XDCZZ	72582	5145812	..BRACKET FUEL FILTER	1
18	PACZZ	96906	MS51968-8	..NUT, PLAIN, HEXAGON	2

END OF FIGURE

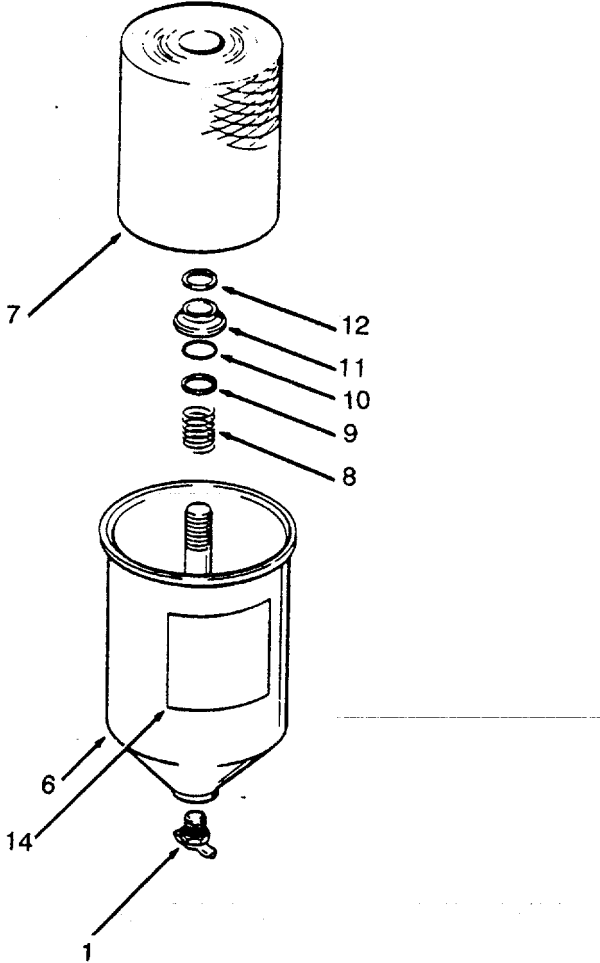
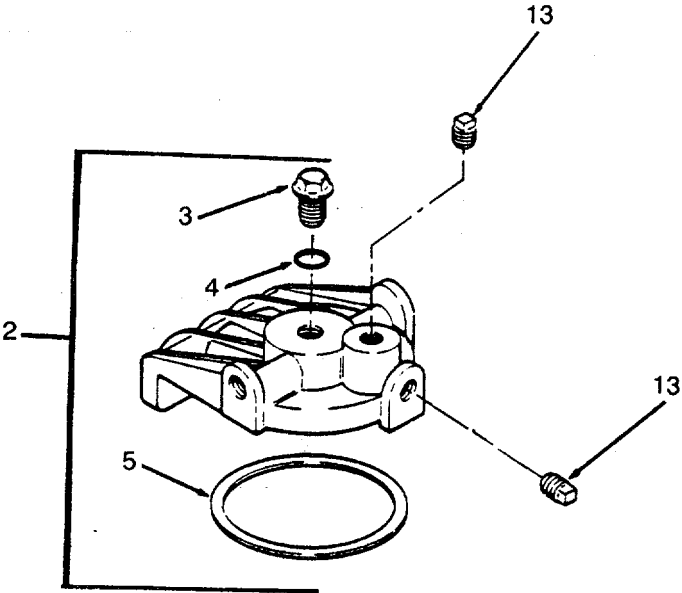


Figure 84. Fuel Strainer.

SECTION II

TM 55-1905-219-34P-1

(1) ITEM NO	(2) SMR CODE	(3) CAGEC	(4) PART NUMBER	(5) DESCRIPTION AND USABLE ON CODES(UOC)	(6) QTY
GROUP 02 ELECTRIC POWER GENERATOR AND DISTRIBUTION					
FIG. 84 FUEL STRAINER					
	PACZZ	70040	T60	..FILTER, FLUID	1
1	PACZZ	96906	MS35783-2	...COCK, DRAIN	1
2	XDCZZ	72582	6436253	...COVER ASSEMBLY FUEL COVER.....	1
PROCURED ONLY WITH ASSEMBLY					
3	XDCZZ	72582	6435793BOLT, FUEL FILTER CO	1
4	PACZZ	72582	6435794	...GASKET FUEL	1
5	PACZZ	72582	5574161	...GASKET	1
6	XDCZZ	72582	5577586	...SHELL FUEL STRAINER	1
7	PACZZ	81136	AT553	...FILTER ELEMENT, FLUI GASKETS.....	1
5574161 AND 6435794 ALSO SUPPLIED.....					
WHEN PROCURING ELEMENT					
8	PACZZ	72582	5574124	...SPRING, HELICAL, COMP	
9	PACZZ	70040	0F209	...SEAT, HELICAL COMPRE.....	1
10	PACZZ	70040	5574126	...GASKET	1
11	PACZZ	72582	5574123	...SEAT, FUEL FILTER EL.....	1
12	XDCZZ	72582	5574120	...RING, RETAINING	1
13	PACZZ	96906	MS20913-2S	...PLUG, PIPE	2
14	XDCZZ	72582	5193706	...MARKER, IDENTIFICATI	1

END OF FIGURE

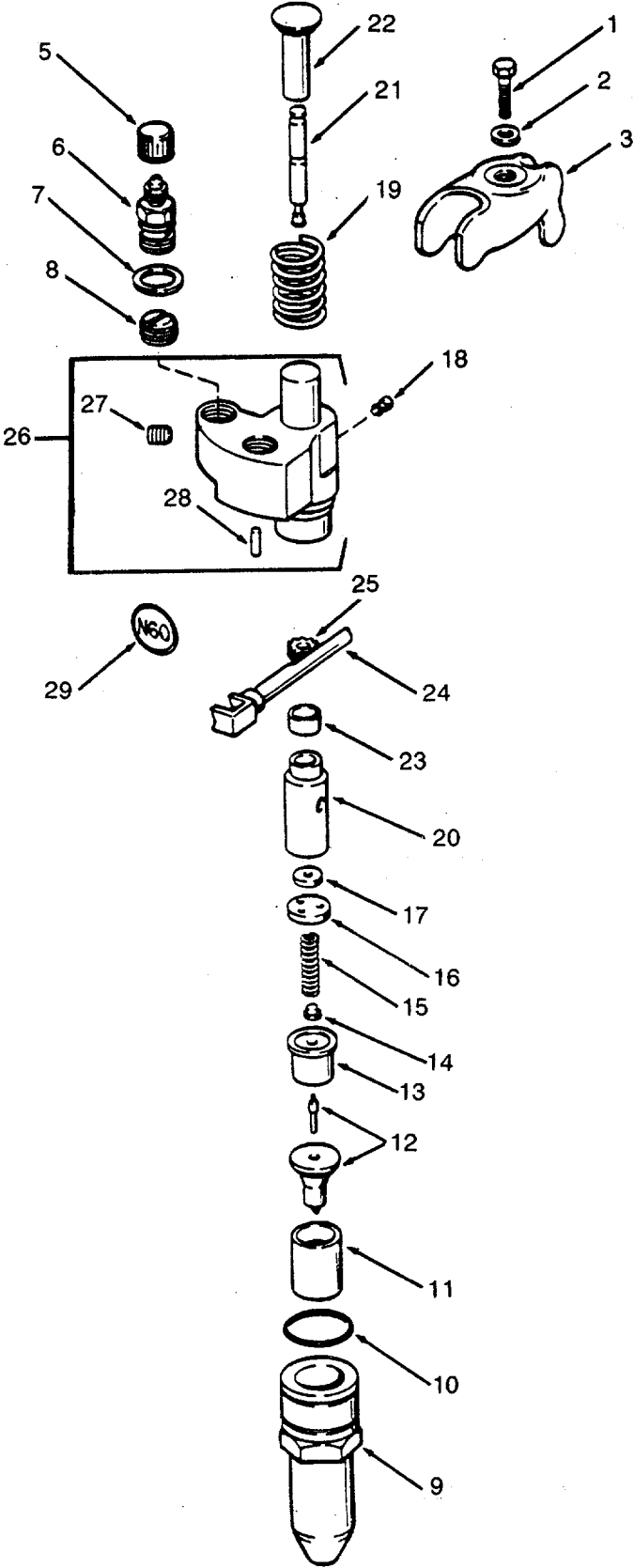
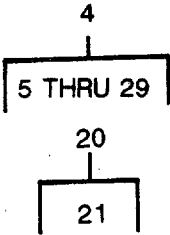


Figure 85. Fuel Injectors.

SECTION II

TM 55-1905-219-34P-1

(1) ITEM NO	(2) SMR CODE	(3) CAGEC	(4) PART NUMBER	(5) DESCRIPTION AND USABLE ON CODES(UOC)	(6) QTY
GROUP 02 ELECTRIC POWER GENERATOR AND DISTRIBUTION					
FIG. 85 FUEL INJECTORS					
1	PACZZ	96906	MS90725-66	...SCREW, CAP, HEXAGON H	3
2	PACZZ	18954	K-5150250	...WASHER, CONVEX	3
3	PACZZ	72582	5121259	...CLAMP, FUEL INJECTOR	3
4	PACHF	72582	5228760	...NOZZLE, FUEL INJECTI	3
5	XDHZZ	72582	5226414	...CAP, PROTECTIVE, DUST	2
6	XDHZZ	72582	5228588	...ADAPTER, STRAIGHT	2
7	KBHZZ	72582	5226186	...SPACER, RING PART OF KIT P/N	2
8	KBHZZ	72582	5228587	5228701 ...FILTER ELEMENT, FLUI PART OF KIT	2
9	PAHZZ	72582	5228601	P/N 5228701 ...NUT, INJECTOR, VALVE	1
10	KDHZZ	72582	5229167	...PACKING, PREFORMED PART OF KIT P/N.....	1
11	XDHZZ	72582	5228109	5228701 ...SPACER, SLEEVE	1
12	PAHZZ	72582	5229026	...SPRAY TIP, NOZZLE, FU TIP.....	1
ASSEMBLY COMPONENTS NOT PROCURED SEPARATELY.....					
13	PAHZZ	72582	5228594	...SEAT, HELICAL COMPRE.....	1
14	KDHZZ	72582	5228766	...SEAT, HELICAL COMPRE PART OF KIT.....	1
15	KDHZZ	72582	5228596	P/N 5228769..... ...SPRING, HELICAL, COMP PART OF KIT	1
16	XDHZZ	72582	5228696	P/N 5228769..... ...GAGE, VALVE INJECTOR	1
17	PAHZZ	72582	5228694	...DISK, SOLID, PLAIN	1
18	PAHZZ	72582	5228608	...PIN, STOP, FUEL INJEC.....	1
19	XDHZZ	72582	5228739	...SPRING, HELICAL, COMP	1
20	PAHZZ	72582	5228656	...PARTS KIT, FUEL INJE PLUNGER AND	1
BUSHING NOT PROCURED SEPARATELY.....					
21	XDHZZ	72582	5226393PIN, STRAIGHT, HEADLE	
22	PAHZZ	72582	5228104	...GUIDE, FOLLOWER	1
23	PAHZZ	72582	5228586	...SPACER, SLEVE	1
24	PAHZZ	72582	5226719-	RACK, INJECTOR	
25	PAHZZ	72582	5226400	...GEAR, SPUR.....	1
26	XDHZZ	72582	5228583	...BODY ASSEMBLY, FUEL	1
27	PAHZZ	72582	5226912	...PIN, STRAIGHTHEADLE	2
28	PAHZZ	72582	5226416	...PIN, STRAIGHT, HEADLE	1
29	XDHZZ	72582	5228779	...TAG INJECTOR BODY	1
	PAHZZ	72582	5228701	PARTS KIT, FUEL INJE	1
			FILTER ELEMENT, FLUI (2) 85-8	
			PACKING, PREFORMED (1) 85-10	
			SPACER, RING (2) 85-7	
	PAHZZ	72582	5228769	PARTS KIT, FUEL INJE	1
			SEAT, HELICAL COMPRE(1) 85-14	
			SPRING, HELICAL, COMP(1) 85-15	

END OF FIGURE

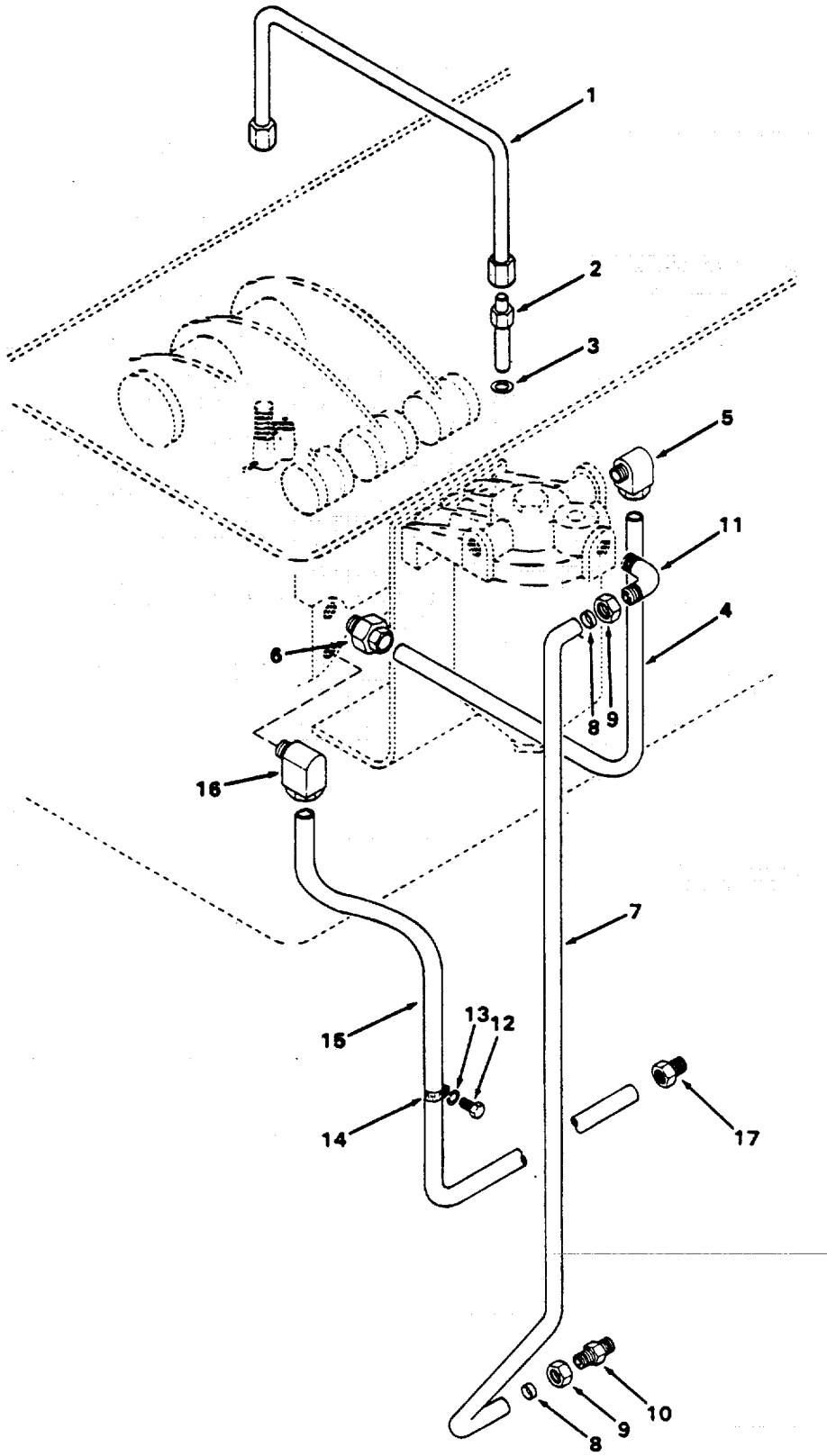


Figure 86. Fuel Lines.

(1) ITEM NO	(2) SMR CODE	(3) CAGEC	(4) PART NUMBER	(5) DESCRIPTION AND USABLE ON CODES(UOC)	(6) QTY
GROUP 02 ELECTRIC POWER GENERATOR AND DISTRIBUTION					
FIG. 86 FUEL LINES					
1	PACZZ	72582	5116204	..TUBE ASSEMBLY, METAL.....	6
2	PACZZ	72582	5152138	..ADAPTER, STRAIGHT, TU.....	6
3	XDCZZ	10001	265850PC88	..WASHER, FLAT	6
4	PACZZ	72582	5145834	..TUBE ASSEMBLY, METAL.....	1
5	PACZZ	72582	193004	..ELBOW, PIPE TO TUBE	1
6	PACZZ	72582	442323	..CONNECTOR.....	1
7	PACZZ	72582	5145833	..TUBE, FUEL PUMP.....	1
8	PCCZZ	72582	5179938	..SEAL, RING.....	2
9	PACZZ	72582	5179937	..NUT, TUBE COUPLING	2
10	PACZZ	72582	5138305	..ADAPTER, STRAIGHT, PI	1
11	PACZZ	70026	S2-095AZ6	..ELBOW, PIPE TO TUBE	1
12	PACZZ	96906	MS18154-58	..SCREW, CAP, HEXAGON H	1
13	PACZZ	96906	MS35338-46	..WASHER, LOCK	1
14	PACZZ	96906	MS21333-56	..CLAMP, LOOP.....	1
15	PACZZ	72582	5123061	..TUBE ASSEMBLY, METAL.....	1
16	PACZZ	72582	5128927	..ELBOW, PIPE TO TUBE	1
17	PACZZ	72582	9432264	..ADAPTER, STRAIGHT, PI	1

END OF FIGURE

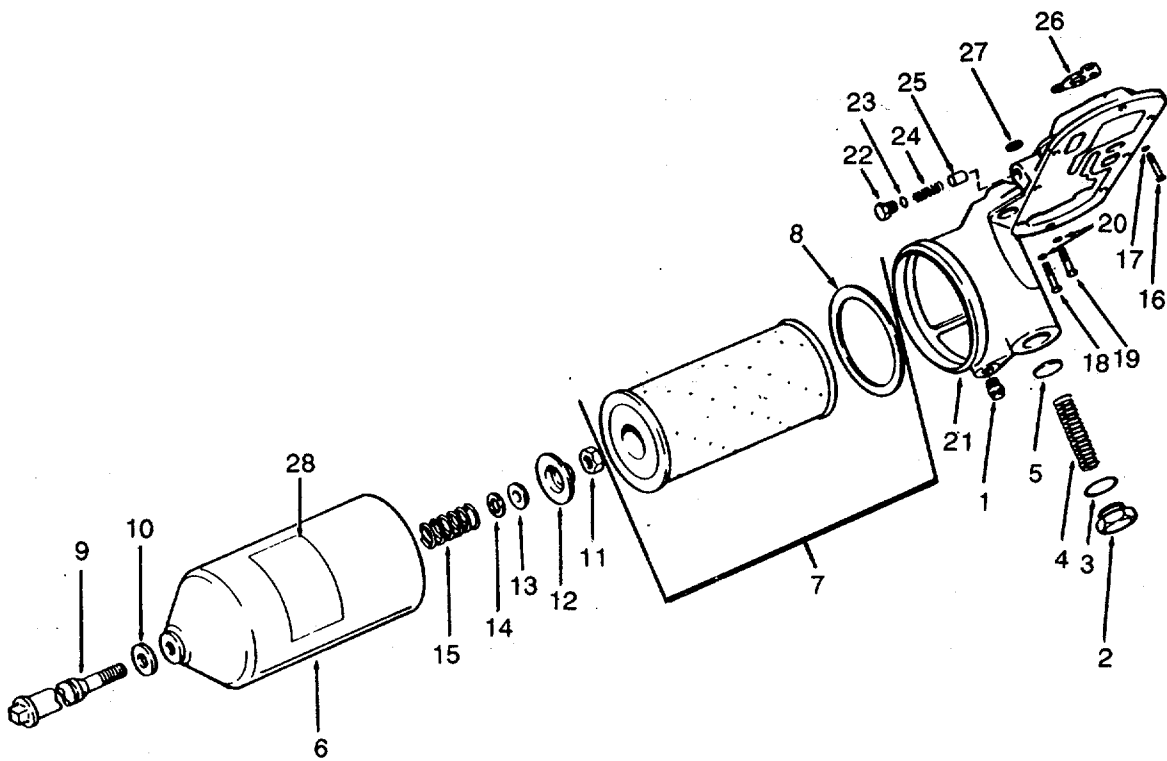


Figure 87. Oil Filter.

SECTION II

TM 55-1905-219-34P-1

(1) ITEM NO	(2) SMR CODE	(3) CAGEC	(4) PART NUMBER	(5) DESCRIPTION AND USABLE ON CODES(UOC)	(6) QTY
GROUP 02 ELECTRIC POWER GENERATOR AND DISTRIBUTION					
FIG. 87 OIL FILTER					
	XDCZO	72582	5194288	..FILTER, FLUID	1
1	PACZZ	96906	MS20913-2S	...PLUG, PIPE	1
2	PACZZ	72582	5126686	...PLUG, MACHINE THREAD.....	1
3	PCCZZ	72582	5575086	...GASKET	1
4	PACZZ	72582	5133594	...SPRING, HELICAL, COMP	1
5	PACZZ	72582	5133431	...DISK, VALVE	1
6	XDCZZ	72582	5574008	...COVER, FLUID FILTER	1
7	PACZZ	96906	MS35802-3	...FILTER ELEMENT, FLUI.....	1
8	PCCZZ	72582	5571024GASKET	1
9	PACZZ	72582	5120740	...BOLT, SHOULDER.....	1
10	PCCZZ	72582	6437298	...GASKET SET	1
11	PACZZ	96906	MS51968-20	...NUT, PLAIN, HEXAGON	1
12	XDCZZ	72582	5187309	...RETAINER, PACKING.....	1
13	PCCZZ	72582	5187310	...PACKING, PREFORMED.....	1
14	PACZZ	72582	5154538	...SPACER, RING	1
15	PACZZ	72582	5187308	...SPRING, HELICAL, COMP	1
16	PACZZ	96906	MS90725-62	...SCREW, CAP, HEXAGON H	1
17	XDCZZ	10001	265850PC88	...WASHER, FLAT	1
18	PACZZ	96906	MS90728-63	...SCREW, CAP, HEXAGON H	3
19	PACZZ	96906	MS51096-359	...SCREW, CAP, HEXAGON H	3
20	PACZZ	96906	MS35338-46	... WASHER, LOCK	6
21	XDCZZ	72582	5123636	...ADAPTER, OIL COOLER	1
22	PACZZ	72582	5177772	...PLUG, MACHINE THREAD.....	1
23	XDCZZ	72582	5177773	...WASHER, FLAT PART OF KIT P/N	1
				5192637	
24	PACZZ	72582	5177778	...SPRING, HELICAL, COMP	1
25	PACZZ	72582	5177777	...VALVE, OIL PRESSURE.....	1
26	PCCZZ	72582	5150154	..GASKET PART OF KIT P/N 5193113	2
27	PCCZZ	72582	5152904	..WASHER, FLAT PART OF KIT P/N	1
				5193113	

END OF FIGURE

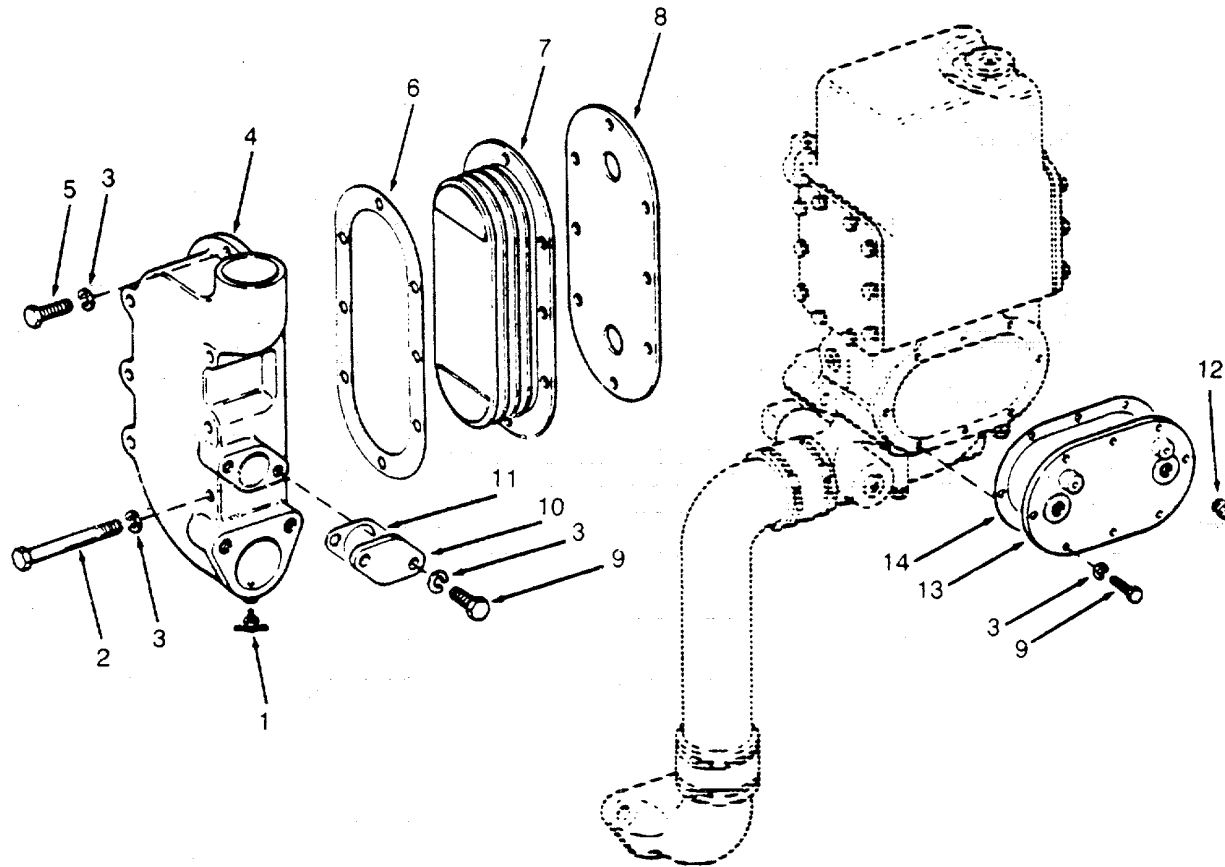


Figure 88. Oil Cooler.

SECTION II

TM 55-1905-219-34P-1

(1) ITEM NO	(2) SMR CODE	(3) CAGEC	(4) PART NUMBER	(5) DESCRIPTION AND USABLE ON CODES(UOC)	(6) QTY
GROUP 02 ELECTRIC POWER GENERATOR AND DISTRIBUTION					
FIG. 88 OIL COOLER					
1	PACZZ	96906	MS35783-2	..COCK, DRAIN	1
2	PACZZ	96906	MS90728-44	..BOLT, MACHINE	6
3	XDCZZ	96906	MS35338-45	..WASHER, LOCK	18
4	XDCZZ	72582	5159482	..MANIFOLD, FLUID COOL.....	1
5	PACZZ	96906	MS90725-36	..BOLT, MACHINE	2
6	KFCZZ	72582	5150155	..GASKET P/N 5193113 PART OF KIT	1
				P/N 5192637	
7	XDCZZ	72582	8502549	..CORE ASSEMBLY	1
8	XDCZZ	72582	5154215	..GASKET P/N 5193113 PART OF KIT	1
				P/N 5192637	
9	PACZZ	96906	MS90725-34	..BOLT, MACHINE	10
10	XDCZZ	72582	5150364	..COVER OIL COOLER	1
11	PCCZZ	72582	5153902	..GASKET PART OF KIT P/N 5193113	1
12	PACZZ	96906	MS49005-8	..PLUG, PIPE	2
13	XDCZZ	72582	5146505	..COVER OIL COOLER	1
14	PCCZZ	72582	5144703	..GASKET PART OF KIT P/N 5193113	1

END OF FIGURE

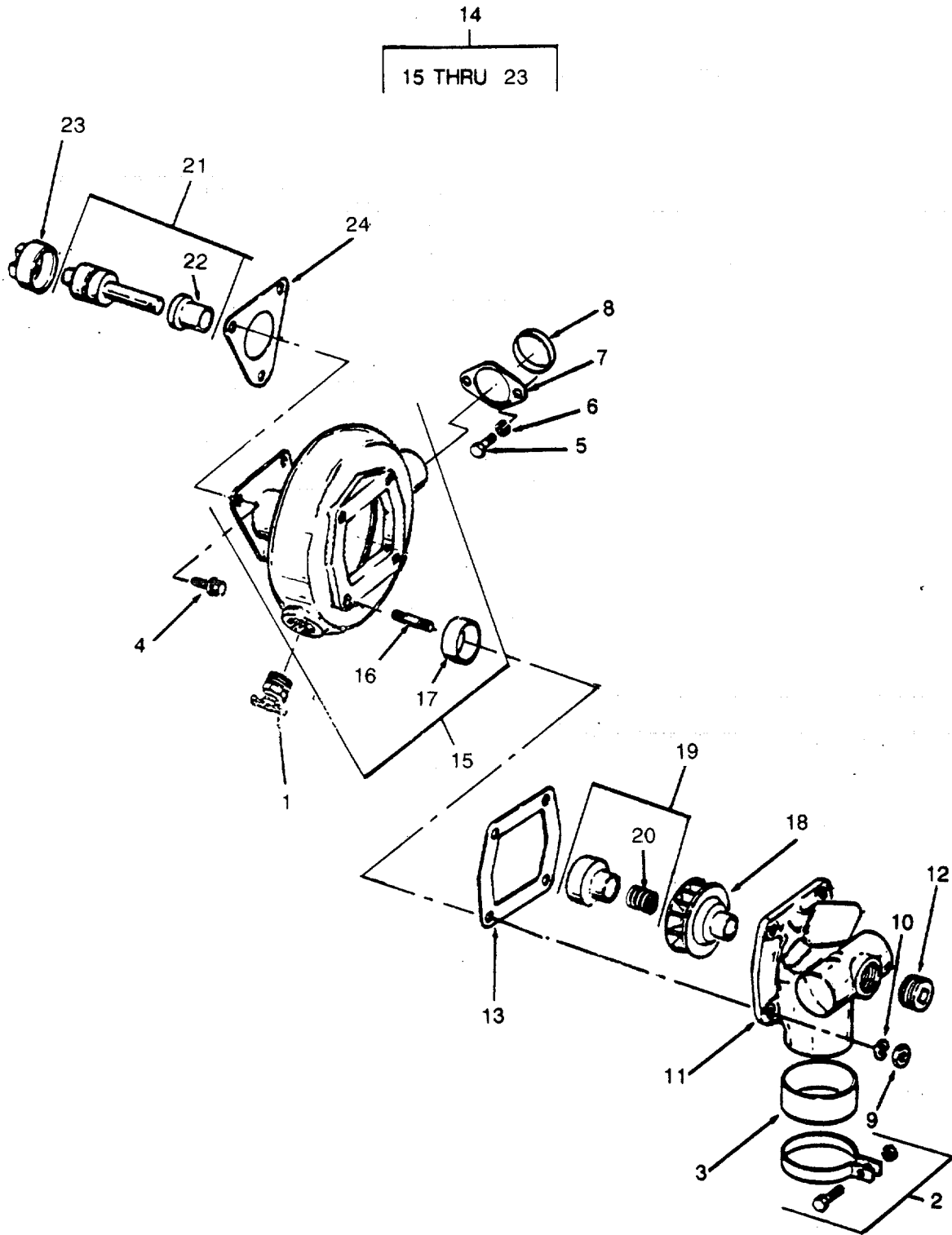


Figure 89. Fresh Water Pump.

(1) ITEM NO	(2) SMR CODE	(3) FSCM	(4) PART NUMBER	(5) DESCRIPTION AND USABLE ON CODES(UOC)	(6) QTY
				GROUP 02 ELECTRIC POWER GENERATOR AND DISTRIBUTION FIG. 89 FRESH WATER PUMP	
1	PACZZ	96906	MS35782-6	..COCK, DRAIN	1
2	PACZZ	96906	MS35842-13	..CLAMP, HOSE	1
3	PCCZZ	72582	5159457	..PACKING, PREFORMED	1
4	PACZZ	24617	5118219	..BOLT, ASSEMBLED WASH	4
5	XDCZZ	96906	MS90725-35	..BOLT. MACHINE	2
6	XDCZZ	96906	MS35338-45	..WASHER, LOCK	2
7	XDCZZ	72582	5173730	..RETAINER, PACKING	1
8	KFCZZ	72582	5150191	..PACKING, PREFORMED PART OF KIT..... P/N 5193605 PART OF KIT P/N 5198307	1
9	PACZZ	96906	MS51968-2	..NUT, PLAIN, HEXAGON	4
10	PACZZ	96906	MS35338-44	..WASHER, LOCK	4
11	XDCZZ	72582	5146469	..COVER, WATER PUMP	1
12	PACZZ	96906	MS20913-6S	..PLUG, PIPE	1
13	KFCZZ	72582	5150188	..GASKET PART OF SET P/N 5193113..... PART OF KIT P/N 5198307	1
14	XDCFF	72582	5149707	..PUMP, WATER	1
15	XDCZZ	72582	5186574	..BODY ASSY FRESH	1
16	XDCZZ	72582	5150182STUD, PLAIN	4
17	KFCZZ	72582	5186572BUSHING, SLEEVE PART OF KIT..... P/N 5198307	1
18	KFCZZ	72582	5126911	...IMPELLER, PUMP, CENTR PART OF..... KIT P/N 5198307 .	1
19	KFCZZ	72582	8924279	...SEAL, WATERPUMP PART OF KIT..... P/N 5198307 .	1
20	KFCZZ	72582	5186570SPRING, HELICAL, COMP PART OF..... KIT P/N 5198307	1
21	KFCZZ	72582	5136671SHAFT, WATERPUMP PART OF KIT	1
22	PACZZ	72582	5189041DEFLECTOR, DIRT AND	1
23	KFCZZ	72582	5114011	...COUPLING HALF, SHAFT PART OF..... KIT P/N 5198307	1
24	KFCZZ	72582	5150193	..GASKET PART OF KIT P/N 5198307	1
	PACZZ	72582	5198307	PARTS KIT, ENGINE WA	1
				BUSHING, SLEEVE (1) 89-17	
				COUPLING HALF, SHAFT (1) 89-23	
				GASKET (1) 89-13	
				GASKET (1) 89-24	
				IMPELLER, PUMP, CENTR (1) 89-18	
				PACKING, PREFORMED (1) 89-8	
				SEAL, WATERPUMP (1) 89-19	
				SHAFT, WATERPUMP (1) 89-21	
				SPRING, HELICAL, COMP (1) 89-20	
	PACZZ	72582	5193605	PARTS KIT, ENGINE WA	1

END OF FIGURE

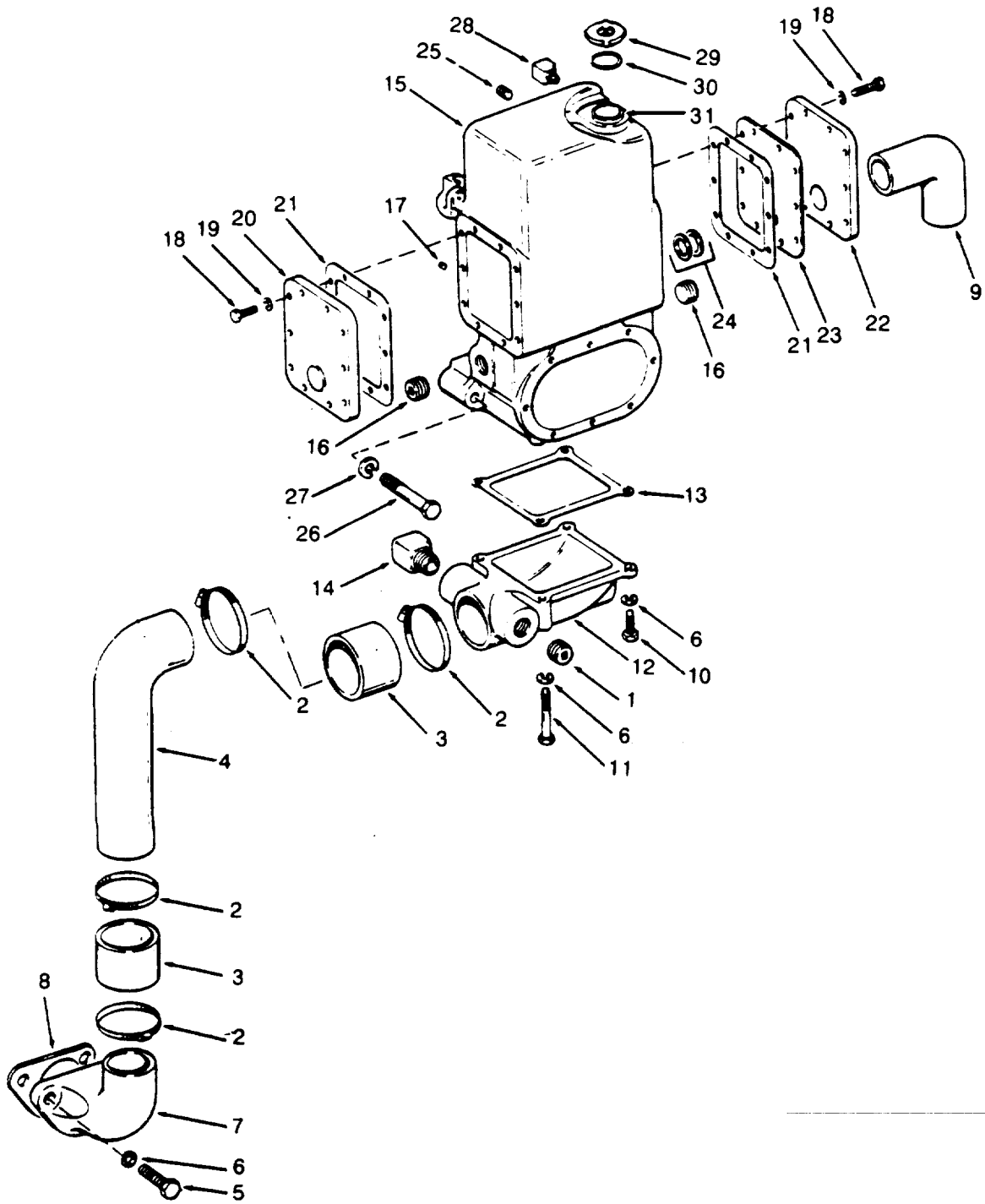


Figure 90. Expansion Tank and Water Connections.

(1) ITEM NO	(2) SMR CODE	(3) CAGEC	(4) PART NUMBER	(5) DESCRIPTION AND USABLE ON CODES(UOC)	(6) QTY
GROUP 02 ELECTRIC POWER GENERATOR AND DISTRIBUTION					
FIG. 90 EXPANSION TANK AND WATER CONNECTIONS					
1	XDCZZ	96906	MS49005-10	..PLUG PIPE	1
2	PACZZ	96906	MS35842-13	..CLAMP, HOSE.....	4
3	PACZZ	72582	5199779	..HOSE, PREFORMED CUT TO CORRECT.....	1
				LENGTH OF 2-5/8 INCHES (2 PIECES)	
4	KBCZZ	72582	5112334	..TUBE OIL COOLER PART OF KIT P/N	1
				5193113	
5	PACZZ	96906	MS18154-59	..SCREW, CAP, HEXAGON H	2
6	PACZZ	96906	MS35338-46	..WASHER, LOCK	6
7	PACZZ	72582	5113130	..CONNECTION, OIL COOL.....	1
8	PCCZZ	72582	2206783	..GASKET PART OF KIT P/N 5193113	1
9	XDCZZ	72582	5117674	..TUBE	1
10	PACZZ	96906	MS90725-62	..SCREW, CAP, HEXAGON H	2
11	PACZZ	96906	MS90725-66	..SCREW, CAP, HEXAGON H	2
12	PACZZ	72582	5175683	..ELBOW, PIPE TO TUBE	1
13	PCCZZ	72582	5167762	..GASKET PART OF KIT P/N 5193113	1
14	PACZZ	72582	5146277	..CROSS, PIPE TO TUBE	1
15	XDCZZ	72582	5167709	..TANK EXPANSION	1
16	PACZZ	72582	113177	..PLUG, PIPE	2
17	PACZZ	72582	113175	..PLUG, PIPE	1
18	XDCZZ	96906	MS90725-35	..BOLT, MACHINE	10
19	XDCZZ	96906	MS35338-45	..WASHER, LOCK	20
20	XDCZZ	72582	5186976	..COVER HEAT.....	1
21	KFCZZ	72582	5167764	..GASKET PART OF SET P/N 5193113.....	2
				PART OF KIT P/N 5192637.....	
22	XDCZZ	72582	5167741	..COVER, OUTLET, FLUID.....	1
23	PACZZ	72582	5167766	..RING, RETAINER.....	1
24	KFCZZ	72582	5167746	..PACKING, PREFORMED PART OF KIT P/N.....	2
				5192637	
25	PACZZ	96906	MS20913-8S	..PLUG, PIPE	1
26	PACZZ	96906	MS51095-420	..SCREW, CAP, HEXAGON H	2
27	XDCZZ	96906	MS35338-48	..WASHER, LOCK	2
28	PACZZ	72582	9432245	..ELBOW, PIPE TO TUBE	1
29	PACZZ	72582	850901	..CAP, FILLER OPENING.....	1
30	PCCZZ	72582	5118061	..GASKET PART OF KIT P/N 5193113	1
31	XDCZZ	72582	5118060	..FILLER NECK.....	1
	PCCZZ	72582	5192637	GASKET SET	1
				GASKET (1) 88-6	
				GASKET (1) 88-8	
				GASKET (2) 90-21	
				GASKET SET (1) 90-22	
				PACKING, PREFORMED (2) 90-24	
				WASHER, FLAT (1) 87-23	

END OF FIGURE

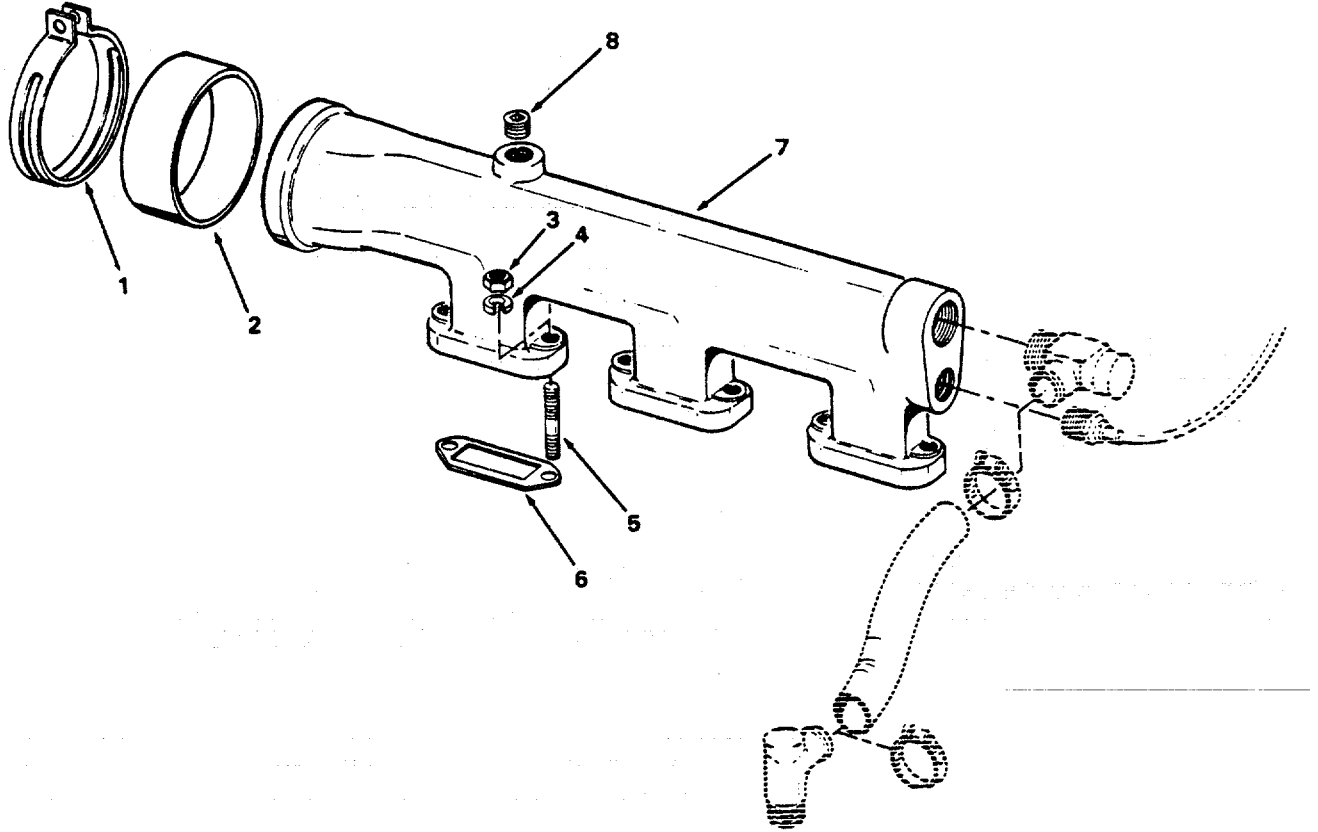


Figure 91. Water Manifold.

SECTION II

TM 55-1905-219-34P-1

(1) ITEM NO	(2) SMR CODE	(3) CAGEC	(4) PART NUMBER	(5) DESCRIPTION AND USABLE ON CODES(UOC)	(6) QTY
GROUP 02 ELECTRIC POWER GENERATOR AND DISTRIBUTION					
FIG. 91 WATER MANIFOLD					
1	PACZZ	96906	MS35842-14	..CLAMP, HOSE.....	1
2	PACZZ	72582	5156770	..PACKING, PREFORMED.....	1
3	PACZZ	96906	MS51968-8	..NUT, PLAIN, HEXAGON	6
4	PACZZ	96906	MS35338-46	..WASHER, LOCK	6
5	PACZZ	72582	5150362	..STUD, PLAIN.....	6
6	PACZZ	72582	5150361	..GASKET P/N 5193113 PART OF KIT	3
				P/N 5193116.....	
7	XDCZZ	72582	5166351	..MANIFOLD (CI) WATER	1
8	PACZZ	96906	MS49005-8	..PLUG, PIPE	1

END OF FIGURE

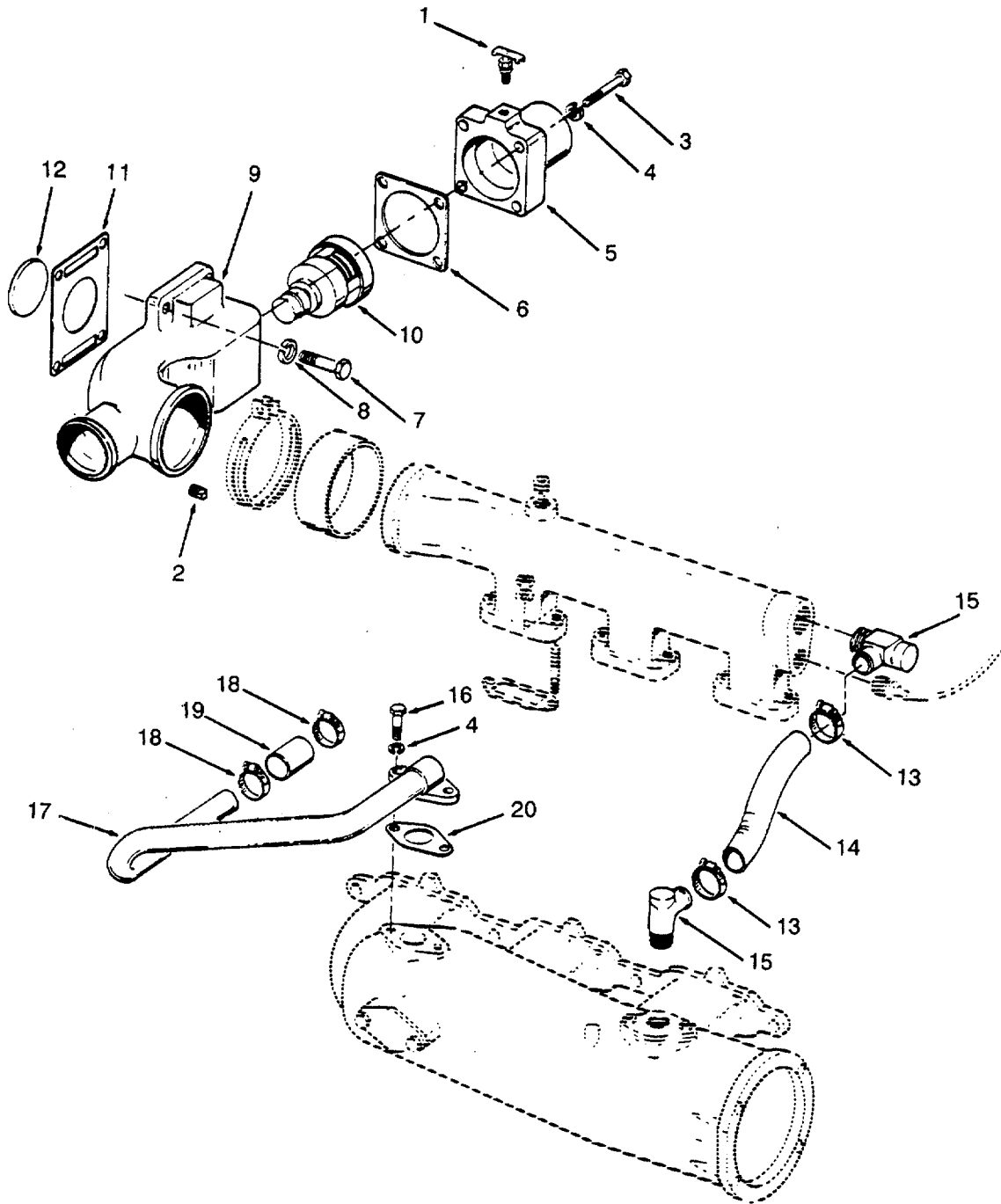


Figure 92. Thermostat and Housing.

SECTION II

TM 55-1905-219-34P-1

(1) ITEM NO	(2) SMR CODE	(3) CAGEC	(4) PART NUMBER	(5) DESCRIPTION AND USABLE ON CODES(UOC)	(6) QTY
GROUP 02 ELECTRIC POWER GENERATOR AND DISTRIBUTION					
FIG. 92 THERMOSTAT AND HOUSING					
1	PACZZ	72582	114981	..COCK, DRAIN	1
2	PACZZ	96906	MS20913-4S	..PLUG, PIPE	1
3	PACZZ	96906	MS90728-38	..BOLT, MACHINE	4
4	XDCZZ	96906	MS35338-45	..WASHER, LOCK	4
5	XDCZZ	72582	5172944	..OUTLET THERMOSTAT	1
6	PCCZZ	72582	5172923	..GASKET PART OF KIT P/N 5193113	1
7	PACZZ	96906	MS90728-61	..SCREW, CAP , HEXAGON	4
8	PACZZ	96906	MS35338-46	..WASHER, LOCK	4
9	XDCZZ	72582	5101700	..HOUSING THERMOSTAT	1
10	PACZZ	72582	5172141	..THERMOSTAT, FLOW CON	1
11	PCCZZ	72582	5167761	..GASKET PART OF KIT P/N 5193113	1
12	XDCZZ	72582	5172948	..PLATE EXPANSION.....	1
13	XDCZZ	11083	1K6717	..CLAMP, HOSE WATER BY-PASS TUBE TO	2
EXHAUST MANIFOLD					
14	PCCZZ	72582	5118149	..HOSE, NONMETALLIC WATER BY-PASS	1
TO EXHAUST MANIFOLD. CUT TO CORRECT LENGTH					
15	PACZZ	72582	5181801	..ELBOW, PIPE TO HOSE	2
16	PACZZ	96906	MS51968-5	..SCREW, CAP, HEXAGON	2
17	XDCZZ	72582	5124006	..TUBE WATER BY-PASS.....	1
18	XDCZZ	11083	1K6717	..CLAMP, HOSE WATER BY-PASS TUBE	2
HOSE					
19	PCCZZ	72582	5118149	..HOSE, NONMETALLIC WATER BY-PASS	1
TUBE TO ELBOW					
20	PACZZ	72582	5156315	..GASKETI FART OF KIT P/N 5193113	1

END OF FIGURE

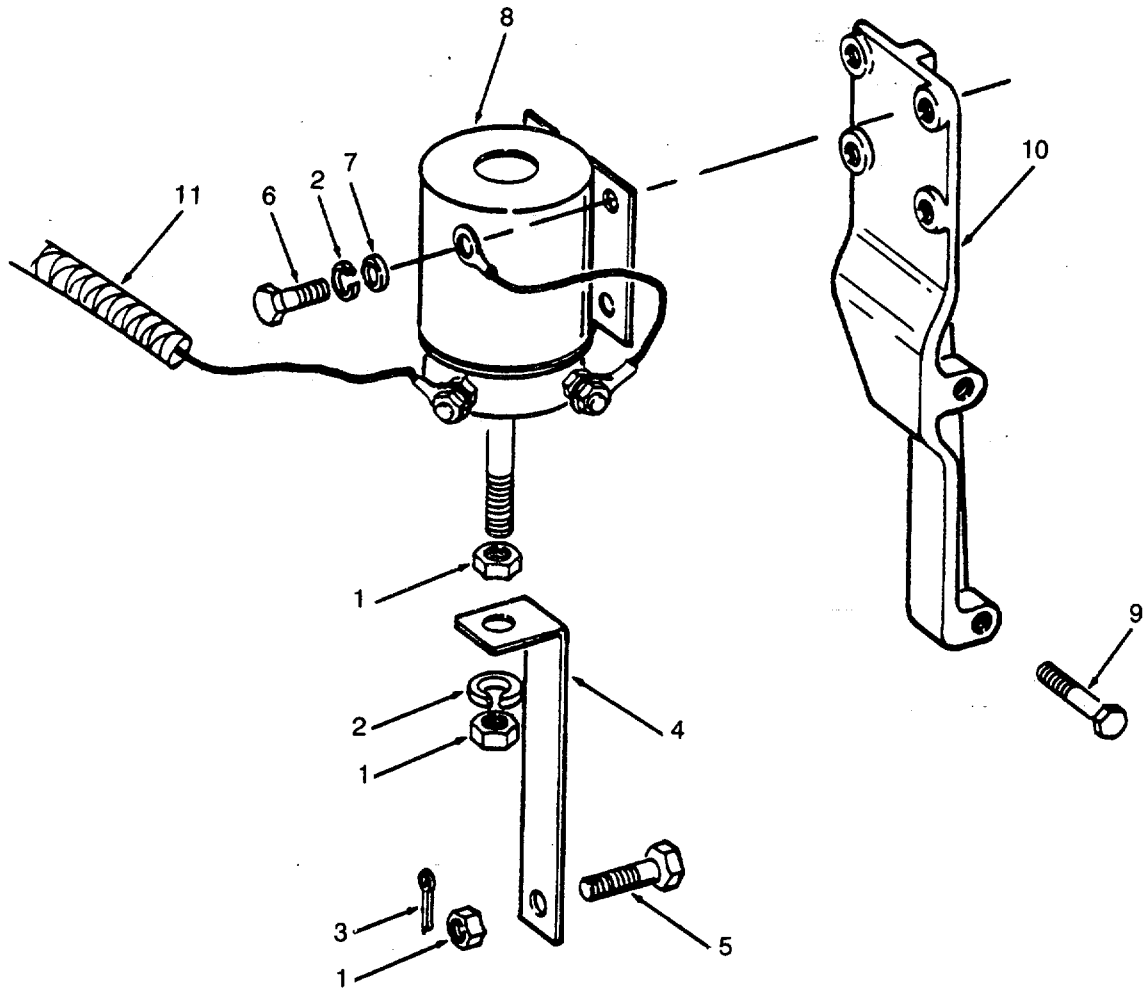


Figure 93. Relay, Shutdown and Switches (Sheet 1 of 2).

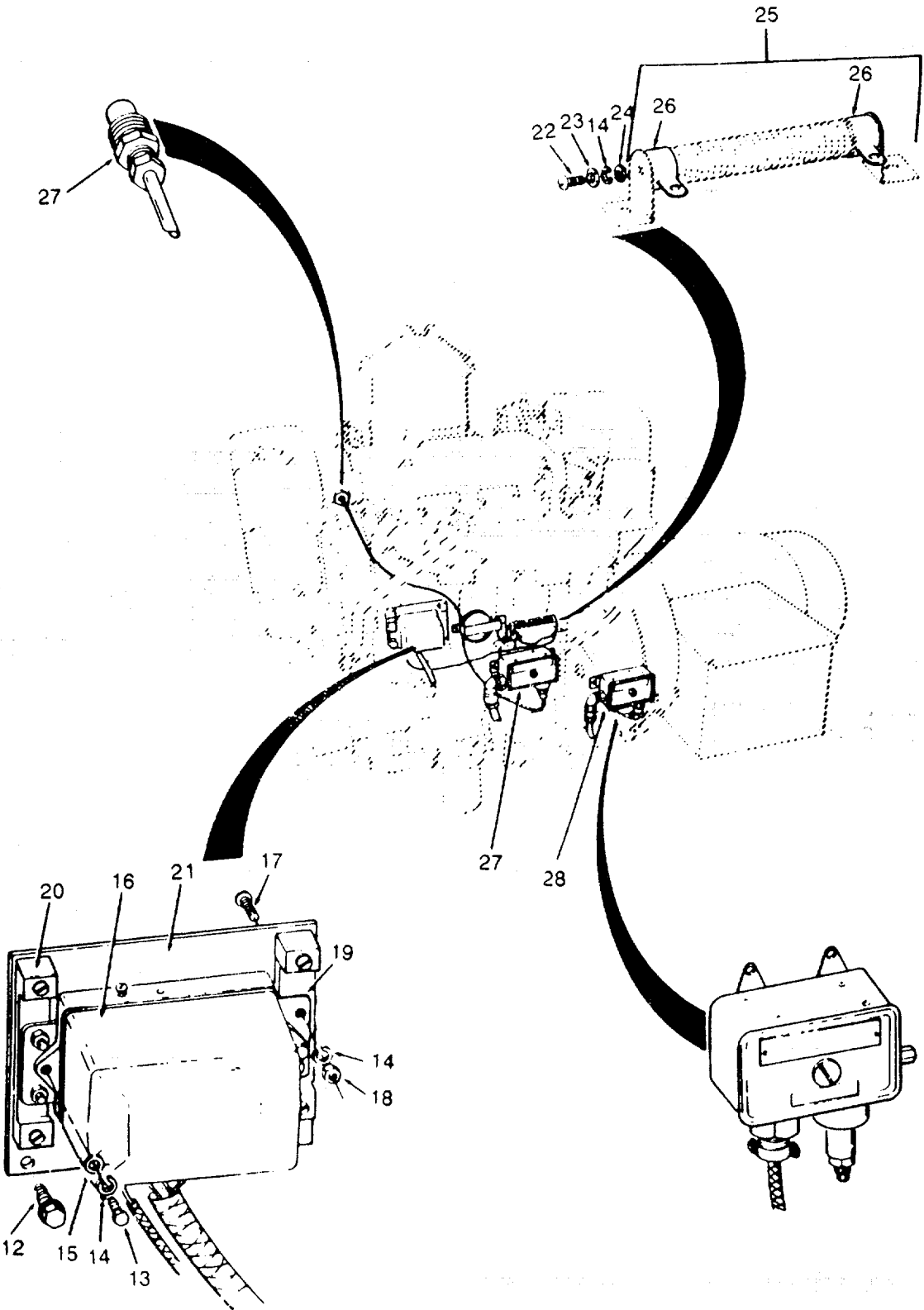


Figure 93. Relay, Shutdown and Switches (Sheet 2 of 2).

SECTION II

TM 55-1905-219-34P-1

(1) ITEM NO	(2) SMR CODE	(3) CAGEC	(4) PART NUMBER	(5) DESCRIPTION AND USABLE ON CODES(UOC)	(6) QTY
GROUP 02 ELECTRIC POWER GENERATOR AND DISTRIBUTION					
FIG. 93 RELAY, SHUTDOWN AND SWITCHES					
1	PACZZ	96906	MS35691-5	..NUT, PLAIN, HEXAGON	3
2	XDCZZ	96906	MS35338-44	..WASHER, LOCK	5
3	PACZZ	96906	MS24665-1012	..PIN, COTTER	1
4	XDCZZ	72582	5115834	..LINK, (3, 4, 6CYL).....	1
5	PACZZ	72582	5115204	..BOLT LATCH, AIR INT	1
6	PACZO	96906	MS90725-5	..SCREW, CAP, HEXAGON H	4
7	PACZZ	96906	MS27183-9	..WASHER, FLAT	4
8	PACZZ	61928	1118128	..SOLENOID, ELECTRICAL	1
9	PACZZ	96906	MS90725-67	..SCREW, CAP, HEXAGON H	2
10	XDCZZ	72582	5168929	.. BRACKET, SHUTOFF SOL.....	1
11	PACZZ	55380	3223197	..CLIP, SPRING TENSION	1
12	XDCZZ	96906	MS90726-76	..SCREW, CAP, HEXAGON H	2
13	PACZZ	96906	MS51957-52	..SCREW, MACHINE	2
14	PACZZ	96906	MS35338-42	.. WASHER, LOCK	8
15	PACZZ	96906	MS27183-6	..WASHER, FLAT	2
16	XDCZZ	72582	5146219	..RELAY, THERMAL	1
17	PACZZ	96906	MS51957-47	..SCREW, MACHINE	4
18	PACZZ	96906	MS35649-282	..NUT, PLAIN, HEXAGON	4
19	PACZZ	72582	5182532	..INSULATOR, PLATE REPLACEMENT PART NOT AVAILABLE	1
20	XDCZZ	72582	1580295	..MOUNT RESILIENT	4
21	XDCZZ	72582	5182531	..PLATE MOUNTING RELA REPLACEMENT	1
				PART NOT AVAILABLE	
22	PACZZ	96906	MS51957-54	..SCREW, MACHINE	2
23	PACZZ	96906	MS27183-41	..WASHER, FLAT	2
24	PACZZ	96906	MS35649-282	..NUT, PLAIN, HEXAGON	2
25	PACZZ	72582	5182787	..RELAY	1
26	PACZZ	72582	5277322	...TERMINAL, LUG	2
27	XDCZZ	19278	223717	..SWITCH OIL PRESSURE PSI RANGE	1
				CONTACTS CLOSE ON DECREASE	
28	PACZZ	81349	ICN31A12	..SWITCH, THERMOSTATIC 150 TO 225 F	1
				TEMP RANGE CONTACTS CLOSE ON..... INCREASE.....	

END OF FIGURE

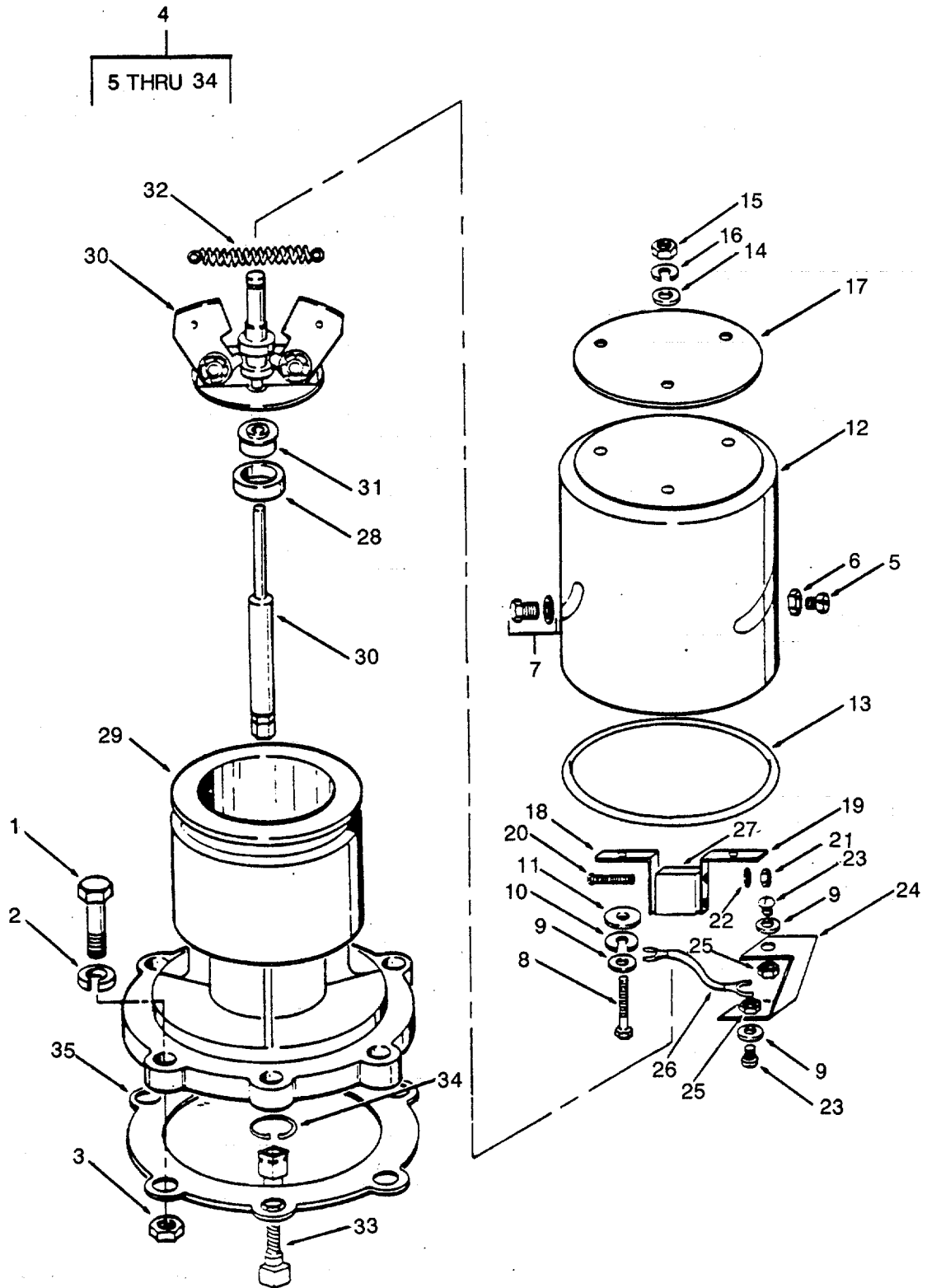


Figure 94. Overspeed Governor

SECTION II TM55-1905-219 34P-1

(1)	(2)	(3)	(4)	(5)	(6)
ITEM NO	SMR CODE	CAGEC	PART NUMBER	DESCRIPTION AND USABLE ON CODES(UOC)	QTY

GROUP 02 ELECTRIC POWER GENERATOR AND DISTRIBUTION

FIG. 94 OVERSPEED GOVERNOR

1	PACZZ	81348	FFS85	...SCREW,CAP,HEXAGON H	6
2	PACZZ	96906	MS35338-46	...WASHER,LOCK	6
3	PACZZ	96906	MS51967-8	.. NUT,PLAIN,HEXAGON	6
4	XDCFF	72582	5197677	..GOVERNOR,DIESEL ENG	1
5	PACZZ	72582	5195846	...STUD	2
6	PACZZ	96906	MS35649-262	...NUT,PLAIN,HEXAGON	2
7	XDCZZ	72582	5198485	...SCREW INCLUDES FLAT WASHER	1
8	PACZZ	96906	MS16995-28	...SCREW,CAP,SOCKET HE	2
9	PACZZ	96906	MS27183-6	...WASHER,FLAT REFER TO FIGURES 91	6
AND 100 FOR CYLINDER HEAD ASSEMBLY STUDS REFER TO FIGURE 106 FOR EXHAUST VALVE INSERT AND EXHAUST VALVE GUIDE.....					
10	PACZZ	96906	MS35333-46	...WASHER,LOCK	2
11	PACZZ	72582	5195842	...INSULATOR,WASHER	2
12	XDCZZ	72582	5197891	...COVER GOVERNOR	1
13	PACZZ	72582	5195822	...PACKING,PREFORMED	1
14	XDCZZ	72582	5195841	...WASHER	3
15	PACZZ	96906	MS35649-282	...NUT,PLAIN,HEXAGON	3
16	PACZZ	96906	MS35338-42	...WASHER,LOCK	3
17	PACZZ	72582	5195838	...INSULATOR,WASHER.....	1
18	XDCZZ	72582	5197892	...BRACKET	1
19	XDCZZ	72582	5197893	...BRACKET	1
20	PACZZ	21450	421566	...SCREW,MACHINE	2
21	PACZZ	72582	5197432	... NUT.....	2
22	PACZZ	72582	5195834	...WASHER,LOCK	2
23	PACZZ	96906	MS35206-239	...SCREW,MACHINE	4
24	PACZZ	72582	5197895	...CONNECTOR,ELECTRICAL.....	2
25	XDCZZ	72582	120622	...NUT,PLAIN,HEXAGON	4
26	PACZZ	72582	5197896	...LEAD,ELECTRICAL	3
27	PACZZ	72582	5197894	...SWITCH,ELECTRICAL	1
28	PACZZ	72582	5195820	...SEAL.....	1
29	XDCZZ	72582	5199928	...HOUSING ASSEMBLY.....	1
30	PACZZ	72582	5197897	...SHAFT AND WEIGHT INCLUDES	1
WEIGHTS AND BEARINGS WHICH CANNOT BE PROCURED SEPARATELY.....					
31	XDCZZ	72582	5195848	...RING,RETAINER,BEARING.....	1
32	PACZZ	72582	5195826	...SPRING,GOVERNOR ..	2
33	PACZZ	72582	5195722	..SHAFT,DRIVE, FLEXIBLE	1
34	PACZZ	72582	5195675	...RETAINER,DRIVE SHAFT	1
35	PACZZ	72582	5113061	..GASKET PART OF KIT P/N 5193113	1

END OF FIGURE

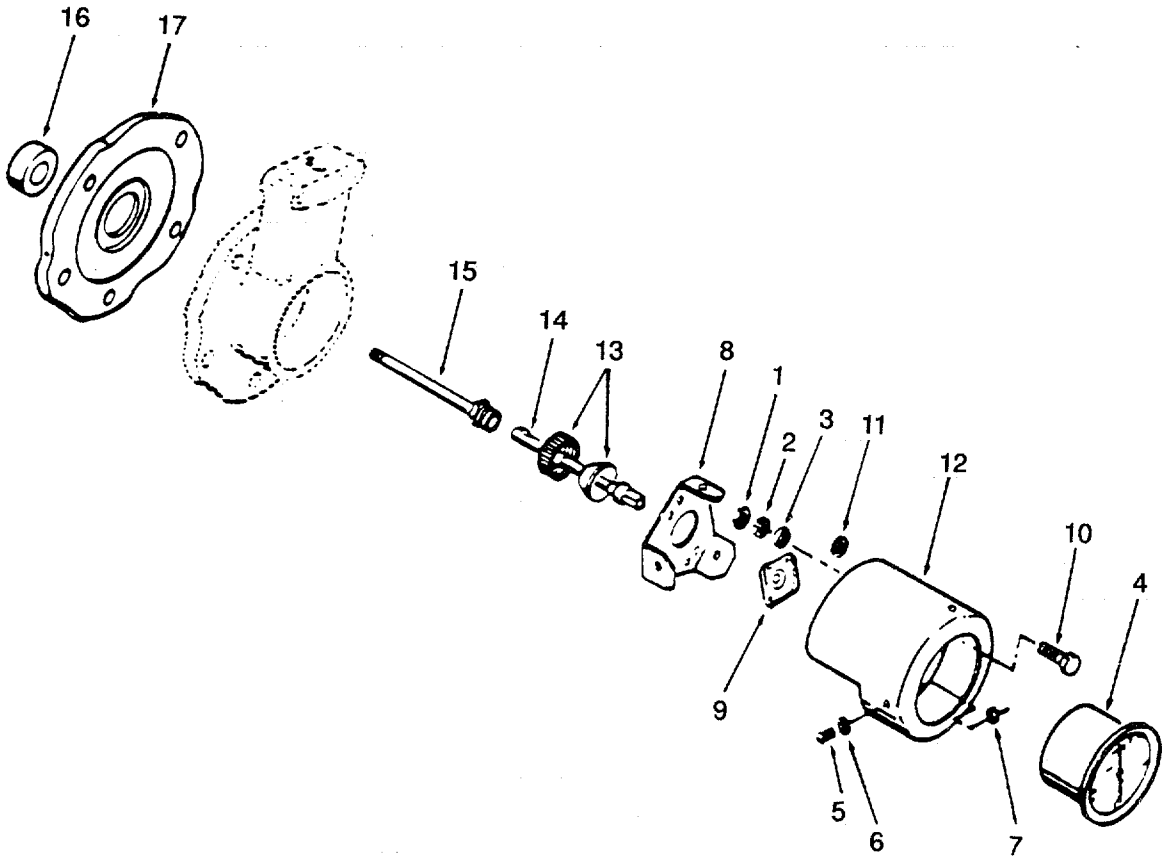
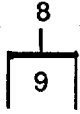


Figure 95. Tachometer and Drive.

SECTION II			TM55-1905-219 34P-1		
(1)	(2)	(3)	(4)	(5)	(6)
ITEM	SMR		PART		
NO	CODE	CAGEC	NUMBER	DESCRIPTION AND USABLE ON CODES(UOC)	QTY

GROUP 02 ELECTRIC POWER GENERATOR
AND DISTRIBUTION

FIG. 95 TACHOMETER AND DRIVE

	PACFZ	72582	5148506	..TACHOMETER ASSEMBLY	1
1	PACZZ	96906	MS35650-302	...NUT,PLAIN,HEXAGON	2
2	PACZZ	96906	MS35338-43	...WASHER,LOCK	2
3	PACZZ	24617	120385	...WASHER,FLAT	2
4	PACZZ	72582	5658113	...TACHOMETER,MECHANIC.....	1
5	PACZZ	96906	MS35206-248	...SCREW,MACHINE	3
6	PACZZ	96906	MS35338-42	...WASHER,LOCK	3
7	PACZZ	96906	MS35649-282	...NUT,PLAIN,HEXAGON	3
8	XDCZZ	72582	5148776	...RETAINER,TACHOMETER.....	1
9	XDCZZ	72582	5193754MOUNT,RESILIENT	1
10	PACZZ	96906	MS90725-62	... SCREW,CAP,EXAG0	2
11	PACZZ	96906	MS35338-46	...WASHER,LOCK	2
12	XDCZZ	72582	5176051	...ADAPTOR TACHOMETER	1
13	PACZZ	72582	1568211	...NUT,TACHOMETER	1
14	PACZZ	72582	6478819	...SHAFT ASSEMBLY,FLEX.....	1
15	XDCZZ	72582	5158289	...ADAPTER,TACHOMETER.....	1
16	PCCZZ	72582	3202615	...SEAL,PLAIN ENCASED	1
17	XDCZZ	72582	5124240	...COVER ASSEMBLY.....	1

END OF FIGURE

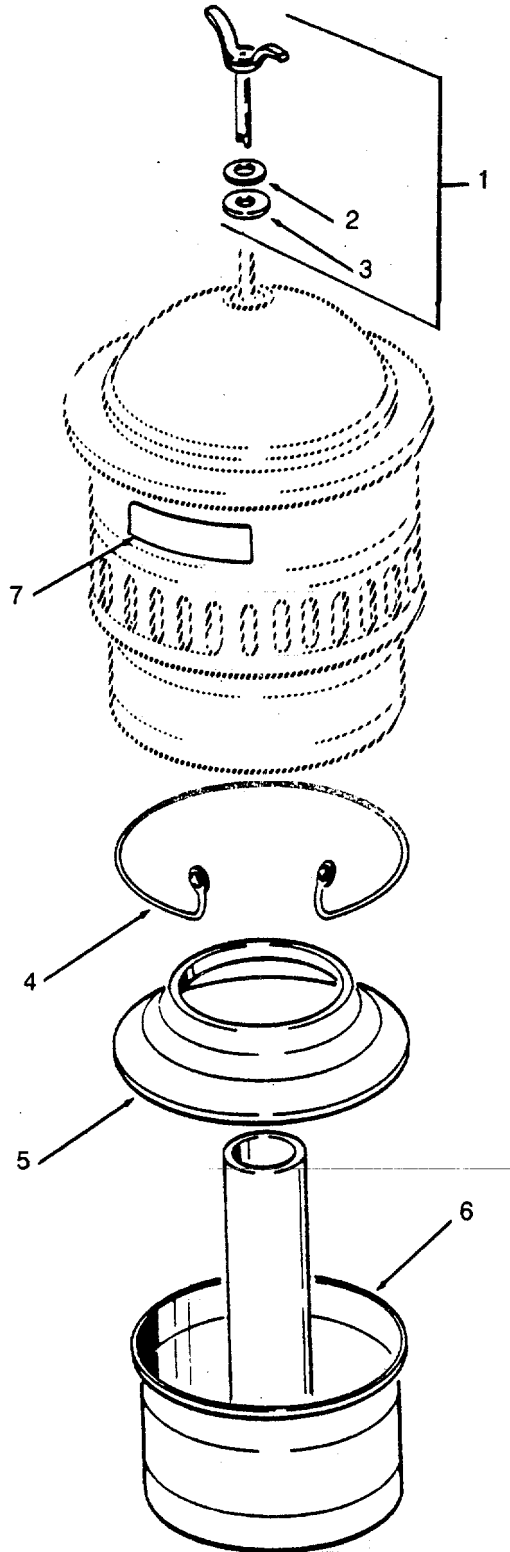


Figure 96. Air Cleaner.

SECTION II			TM55-1905-219-34P-1		
(1)	(2)	(3)	(4)	(5)	(6)
ITEM	SMR		PART		
NO	CODE	CAGEC	NUMBER	DESCRIPTION AND USABLE ON CODES(UOC)	QTY

GROUP 02 ELECTRIC POWER GENERATOR
AND DISTRIBUTION

FIG. 96 AIR CLEANER

	PACZZ	18265	FAB10-0400	..AIR CLEANER (AIR CLEANER COVER..... PROCURED ONLY WITH ASSEMBLY).....	1
1	PACZZ	72582	5193669	...BOLT ASSEMBLY, AIR C	1
2	XDCZZ	72582	5195515	... RETAINER.....	1
3	PCCZZ	72582	5195514	..GASKET.	1
4	XDCZZ	72582	5193149	...RING,RETAINING	1
5	XDCZZ	72582	5193150	...BAFFLE AIR CLEANER.....	1
6	XDCZZ	72582	5193152	...CUP AIR CLEANER OIL.....	1
7	XDCZZ	72582	5184216	...DECAL AIR CLEANER	1

END OF FIGURE

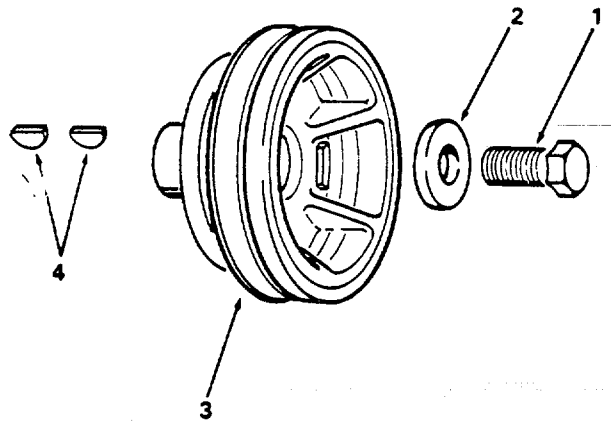


Figure 97. Crankshaft Pulley.

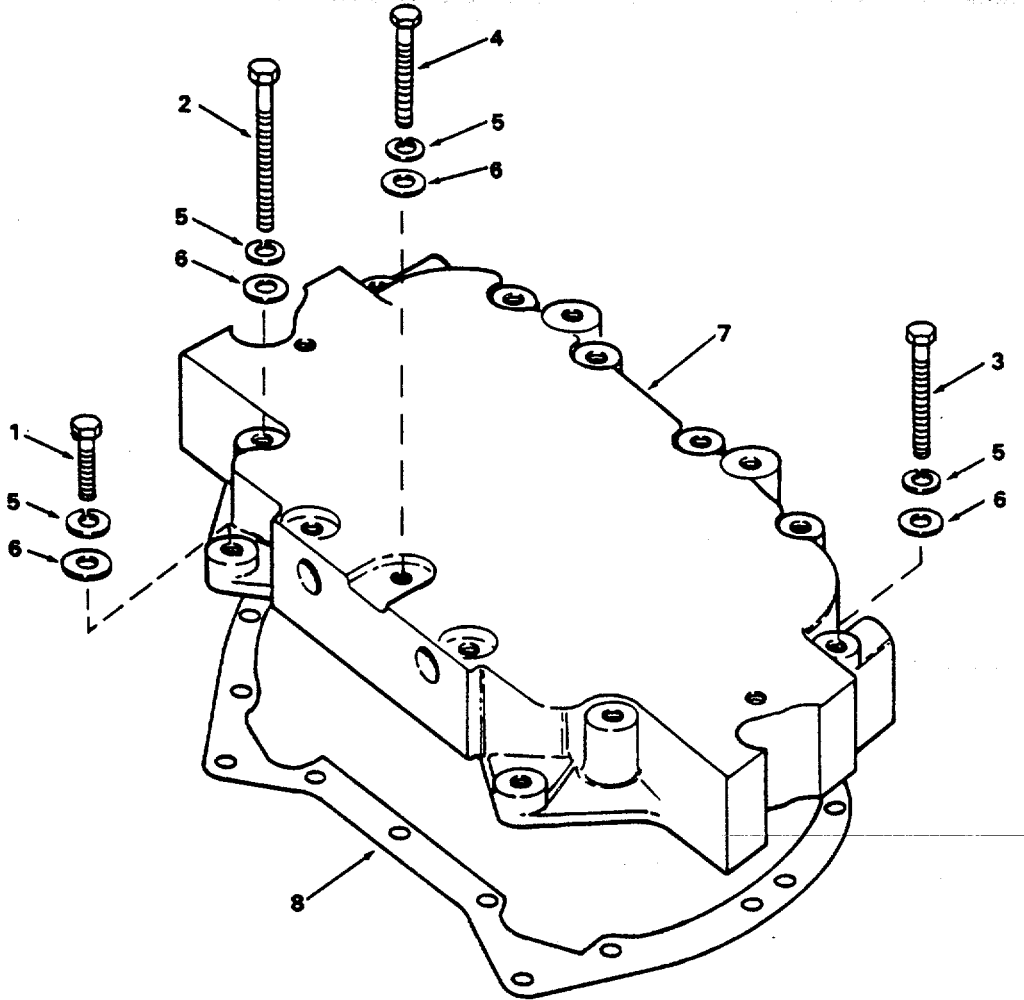


Figure 98. Balance Weight and Cover.

SECTION II			TM55-1905-219-34P-1		
(1)	(2)	(3)	(4)	(5)	(6)
ITEM NO	SMR CODE	CAGEC	PART NUMBER	DESCRIPTION AND USABLE ON CODES(UOC)	QTY

GROUP 02 ELECTRIC POWER GENERATOR
AND DISTRIBUTION

FIG. 98 BALANCE WEIGHT AND COVER

1	PACZZ	72582	180129	..SCREW,CAP,HEXAGON	2
2	XDCZZ	96906	MS90725-72	..SCREW,CAP,HEXAGON H.....	2
3	XDCZZ	96906	MS90726-71	..SCREW CAP HEX HEAD.....	2
4	XDCZZ	96906	MS90726-70	..SCREW CAP HEX HEAD.....	9
5	PACZZ	96906	MS35338-46	..WASHER,LOCK.....	15
6	PACZZ	96906	MS27183-13	..WASHER,FIAT	15
7	XDCZZ	72582	5188310	..COVER BALANCE.....	1
8	PCCZZ	72582	5121753	..GASKEI PART OF KIT P/N 5193113	1

END OF FIGURE

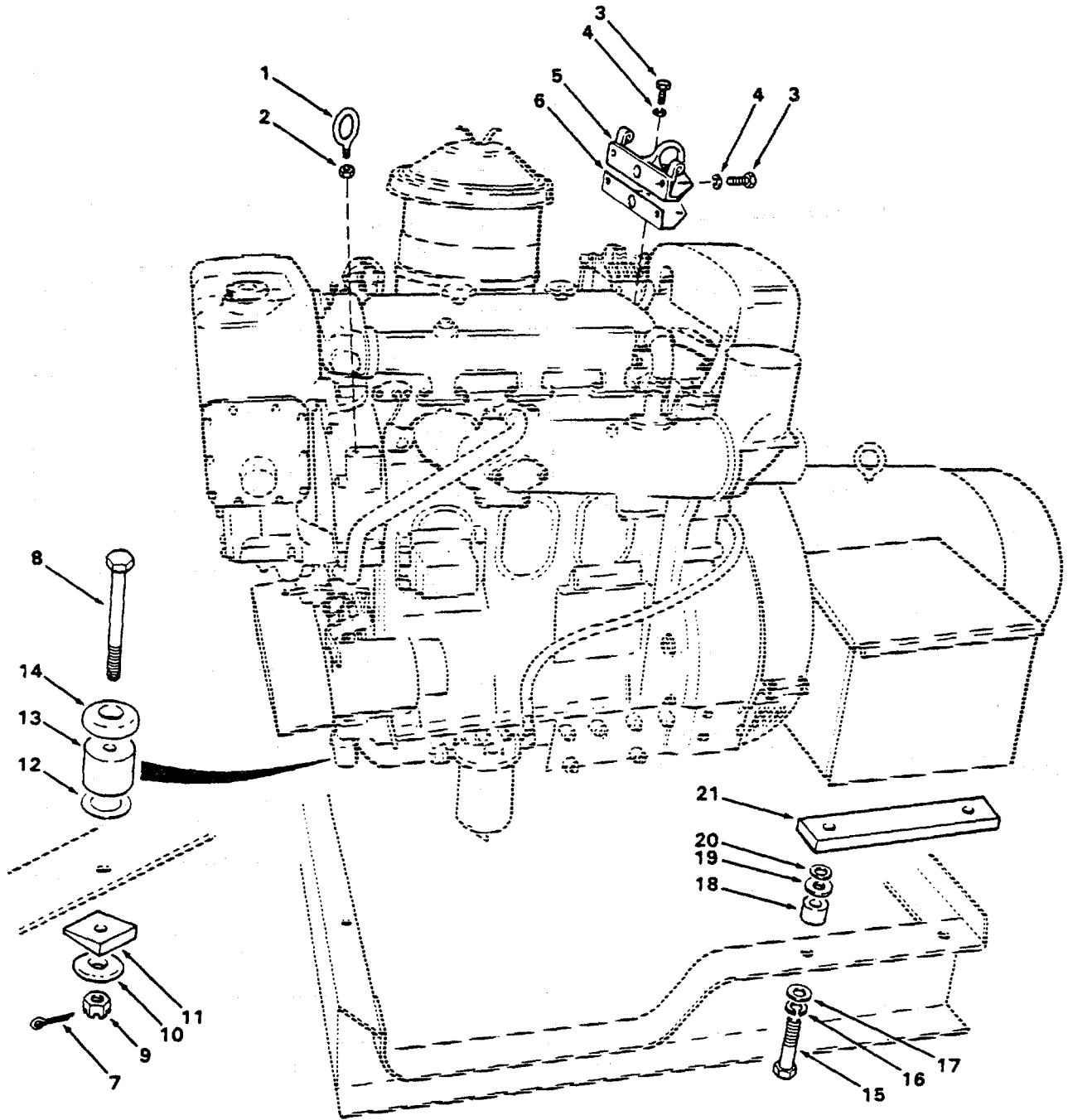


Figure 99. Engine Lift Brackets and Supports.

SECTION II			TM55-1905-219-34P-1		
(1)	(2)	(3)	(4)	(5)	(6)
ITEM NO	SMR CODE	CAGEC	PART NUMBER	DESCRIPTION AND USABLE ON CODES(UOC)	QTY

GROUP 02 ELECTRIC POWER GENERATOR
AND DISTRIBUTION

FIG. 99 ENGINE LIFT BRACKETS AND
SUPPORT

1	PACZZ	96906	MS51937-5	..BOLT,EYE	2
2	PACZZ	96906	MS35691-33	..NUT,PLAIN,HEXAGON	2
3	PACZZ	96906	MS90725-89	..SCREW,CAP,HEXAGON H...	4
4	PACZZ	96906	MS35338-47	..WASHER,LOCK	4
5	XDCZZ	72582	5150050	..BRACKET,LIFTER.....	1
6	KFCZZ	72582	5150052	..GASKET P/N 5193113 PART OF KIT	1
				P/N 5193116	
7	PACZZ	96906	MS24665-283	..PIN,COTTER	2
8	XDCZZ	72582	453649	..BOLT HEX HEAD	2
9	PACZZ	96906	MS35692-37	..NUT,PLAIN,SLOTTED,H.....	2
10	PACZZ	72582	5155374	..ENGINE,MOUNT.....	2
11	XDCZZ	72582	5167615	..WASHER,BEVEL.....	2
12	XDCZZ	72582	5155315	..SHIM ENGINE FRONT	2
13	XDCZZ	72582	5170680	..SPACER ENGINE FRONT.	2
14	PACZZ	72582	329004	..MOUNT,RESILIENT	2
15	PACZZ	96906	MS9C726-143	..SCREW,CAP,HEXAGON H.....	4
16	PACZZ	96906	MS35338-49	..WASHER,LOCK.....	4
17	PACZZ	96906	MS27183-19	..WASHER,FLAT	4
18	PACZZ	72582	5171180	..INSULATOR,BUSHING	4
19	PACZZ	72582	5171177	..SPACER	4
20	PACZZ	72582	5171179	..INSULATOR,WASHER	4
21	PACZZ	72582	5171178	..INSULATOR,SPACER.....	2

END OF FIGURE

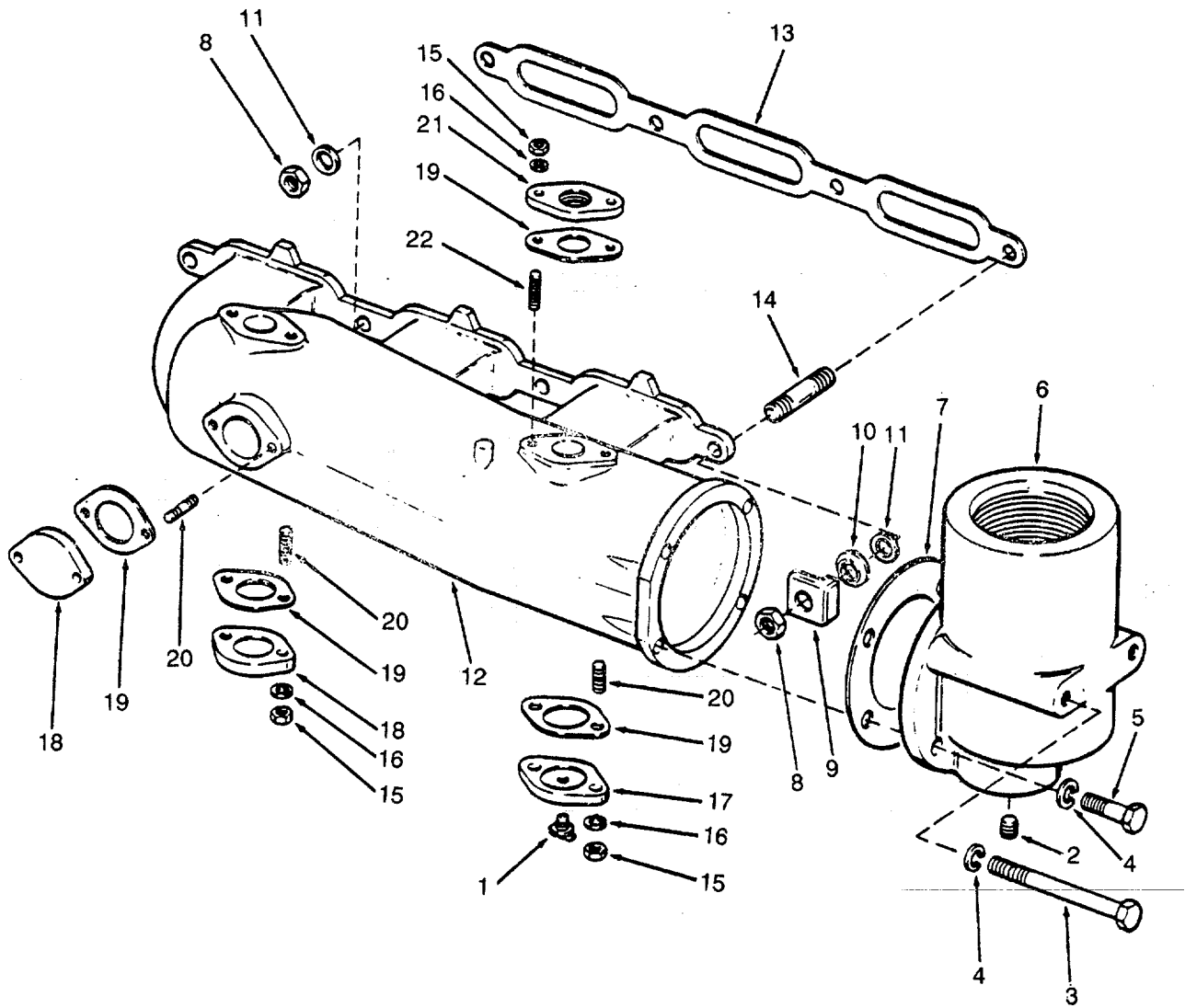


Figure 100. Exhaust Manifolds.

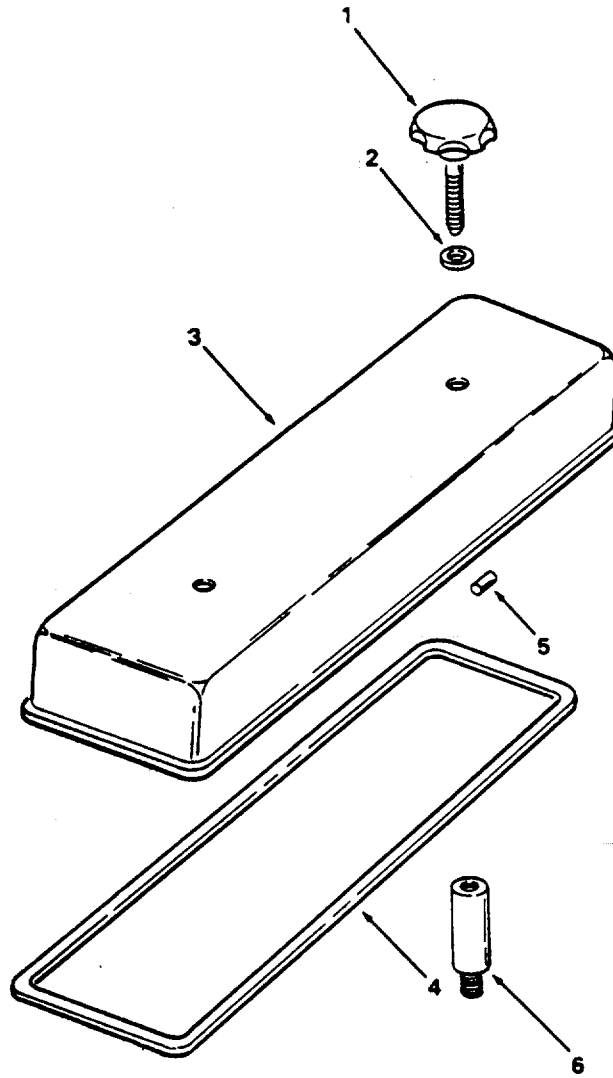


Figure 101. Rocker Arm Cover.

SECTION II			TM55-1905-219-34P-1		
(1)	(2)	(3)	(4)	(5)	(6)
ITEM NO	SMR CODE	CAGEC	PART NUMBER	DESCRIPTION AND USABLE ON CODES(UOC)	QTY

GROUP 02 ELECTRIC POWER GENERATOR
AND DISTRIBUTION

FIG. 102 EXHAUST MANIFOLD

1	PACZZ	96152	A82-1	..PIN,COTTER	2
2	PACZZ	72582	5147345	..PIN	1
3	XDCZZ	72582	3291725	..LINK INJECTOR PART OF HYDRAULIC.....	1
				GOVERNOR ASSEMBLY (5101888)	
4	PACZZ	72582	5195533	..TUBE AND LEVER ASSE CONTROL TUBE	1
				PROCURED ONLY WITH ASSEMBLY	
5	PACZZ	72582	5150259	...PIN,STRAIGHT,HEADED	1
6	PACZZ	96906	M535677-18	...PIN,GROOVED,HEADLES	1
7	PACZZ	72582	5150263	...LEVER,REMOTE CONTRO	1
8	XDCZZ	72582	5130509	...BRACKET,EYE,ROTATIN	2
9	PACZO	96906	MS90725-5	..SCREW,CAP,HEXAGON H	
10	PACZZ	96906	MS35338-44	..WASHER,LOCK	4
11	PACZZ	72582	5115922	..SPRING,HELICAL,TORS	1
12	XDCZZ	72582	5115322	..BELL CRANK.....	3
13	PACZZ	72582	5176228	...SCREW,MACHINE	2

END OF FIGURE

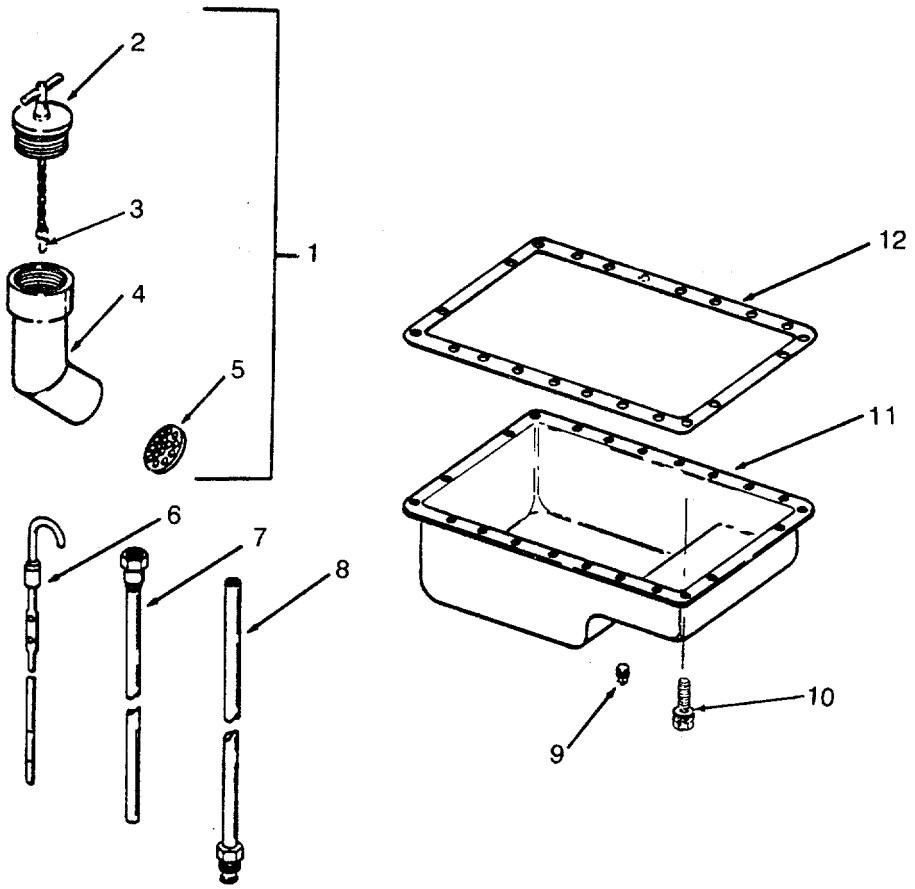


Figure 103. Oil Pan, Dipstick and Fill.

SECTION II			TM55-1905-219-34P-1		
(1)	(2)	(3)	(4)	(5)	(6)
ITEM NO	SMR CODE	CAGEC	PART NUMBER	DESCRIPTION AND USABLE ON CODES(UOC)	QTY

GROUP 02 ELECTRIC POWER GENERATOR
AND DISTRIBUTION

FIG. 103 OIL PAN, DIPSTICK AND FILL

1	XDCZZ	72582	5108672	..TUBE ASSETBLY OIL	1
2	PACZZ	72582	5117362	...CAP,FILLER OPENING INCLUDES.....	1
				ATTACHING CHAIN	
3	PACZZ	72582	5146248	...HOOK	2
4	XDCZZ	72582	5108671	...TUBE OIL FILLER	1
5	PACZZ	72582	5150147	...STRAINER ELEMENT,SE	1
6	XDCZZ	72582	5162926	..GAGE ROD,LIQUID LEV	1
7	XDCZZ	72582	5151430	..GUIDE,DIPSTICK	1
8	XDCZZ	72582	5132441	..ADAPTOR DIPSTICK	1
9	XDCZZ	72582	5115214	..PLUG,PIPE	1
10	PACZZ	72582	5148436	..BOLT,ASSEMBLED WASH.....	2
11	XDCZZ	72582	5145777	..PAN ASSEMBLY OIL.....	1
12	PACZZ	72582	5150115	..GASKET PART OF KIT P/N 5193113.....	1

END OF FIGURE

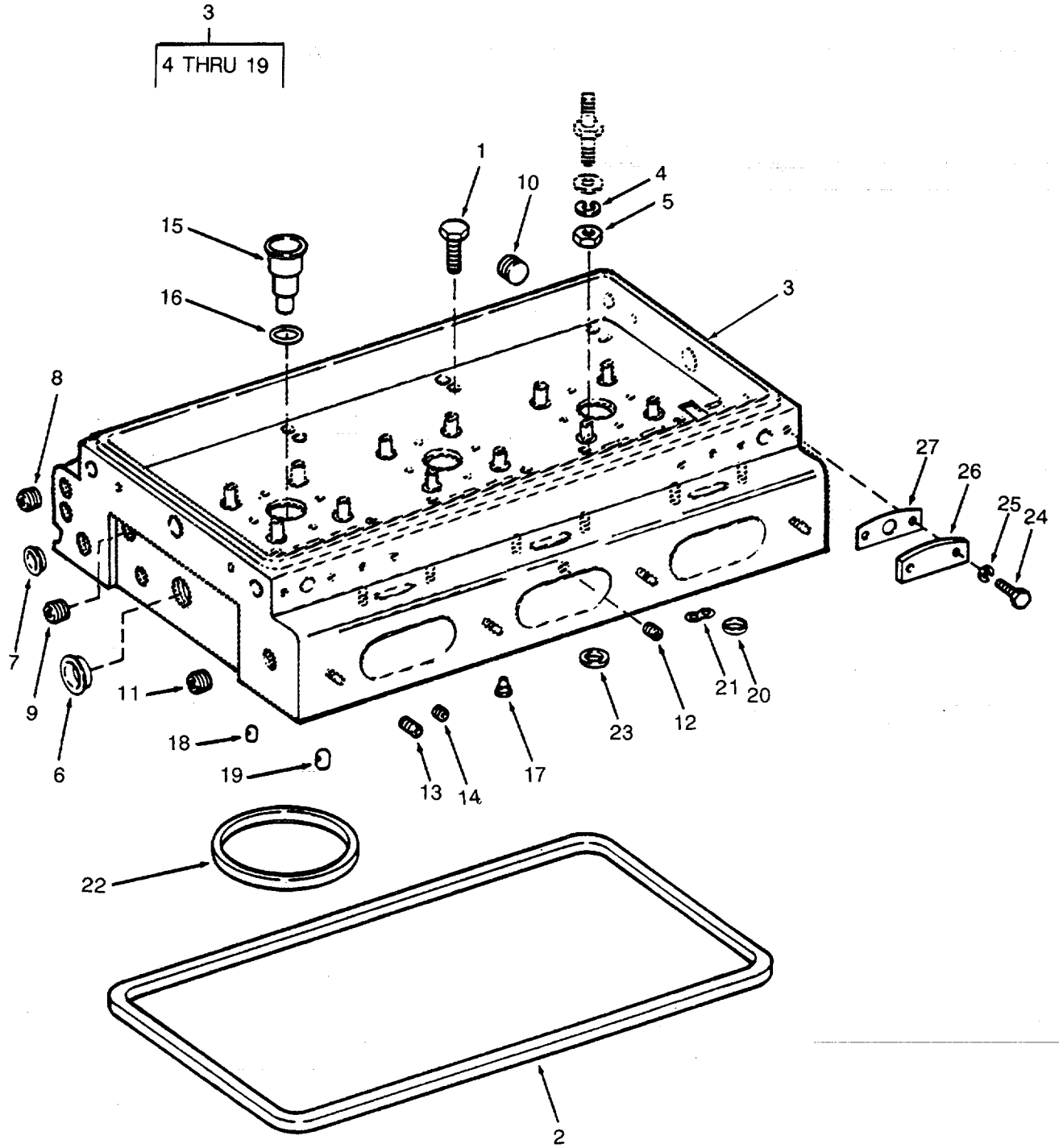


Figure 104. Cylinder Head

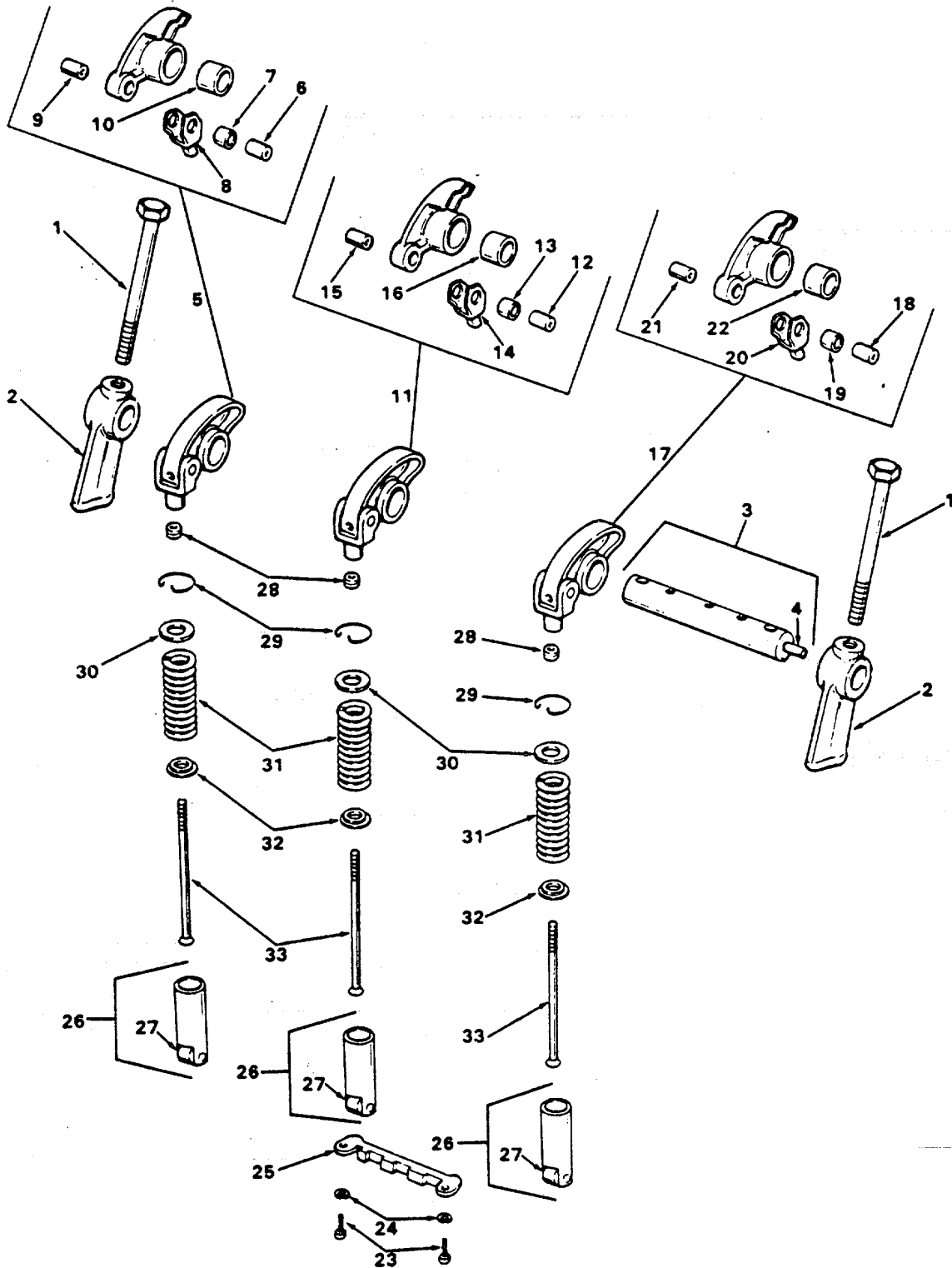


Figure 105. Valve Operating Mechanism

SECTION II			TM55-1905-219-34P-1		
(1)	(2)	(3)	(4)	(5)	(6)
ITEM	SMR		PART		
NO	CODE	CAGEC	NUMBER	DESCRIPTION AND USABLE ON CODES(UOC)	QTY

GROUP 02 ELECTRIC POWER GENERATOR
AND DISTRIBUTION

FIG. 105 VALVE OPERATION MECHANISM

1	PACZZ	72582	5150325	..BOLT,FLUID PASSAGE	6
2	XDCZZ	72587	5150324	..BRACKET,EYE,ROTATIN	6
3	PACZZ	72582	5150322	..SHAFT ASSEMBLY,ROCK.....	3
4	PACZZ	72582	5151272	..PLUG,PROTECTIVE,DUS.....	1
5	PACFF	72582	5148472	..ROCKER ARM,ENGINE P	3
6	PACZZ	72582	5150314	... PIN,HOLLOW	1
7	PACZZ	72582	5123700	..BUSHING,SLEEVE.....	1
8	PACZZ	72582	5150312	..CLEVIS,ROD END.....	1
9	PACZZ	72582	5150311	..BEARING,SLEEVE.....	1
10	PACZZ	72582	5122445	..BUSHING,SLEEVE.....	1
11	PACFF	72582	5148475	..ROCKER ARM,ENGINE P	3
12	PACZZ	72582	5150314	..PIN,HOLLOW	1
13	PACZZ	72582	5123700	..BUSHING,SLEEVE.....	1
14	PACZZ	72582	5150312	..CLEVIS,ROD END.....	1
15	PACZZ	72582	5150311	..BEARING,SLEEVE.....	1
16	PACZZ	72582	5122445	..BUSHING,SLEEVE.....	1
17	PACFZ	72582	8923543	..ROCKER ARM,ENGINE P	3
18	PACZZ	72582	5150314	..PIN,HOLLOW	1
19	PACZZ	72582	5123700	..BUSHING,SLEEVE.....	1
20	PACZZ	72532	5150312	..CLEVIS,ROD END.....	1
21	PACZZ	72582	5150311	..BEARING,SLEEVE.....	1
22	PACZZ	72582	5150318	..BEARING,SLEEVE.....	1
23	PACZZ	96906	MS90725-6	..SCREW,CAP,HEXAGON H	6
24	PACZZ	96906	MS35338-44	..WASHER,LOCK	6
25	PACZZ	72582	5150298	..GUIDE,CAM FOLLOWER	3
26	XDCZZ	72582	05106642	..FOLLOWER ASSEMBLY C	9
27	PACZZ	72582	5149733	..ROLLER SET,CAM FOLL INCLUDES	1
				BUSHING AND PIN	
28	PACZZ	72582	5151601	..NUT,PLAIN,HEXAGON	9
29	PACZZ	72582	5150303	..RING,RETAINING	9
30	PACZZ	72582	5150302	..SEAT,HELICAL COMPR	9
31	PACZZ	72582	5186858	..SPRING,HELICAL,COMP	9
32	PACZZ	72582	5123250	..SEAT,HELICAL COMPRE.....	9
33	PACZZ	72582	5128640	..PUSH ROD,ENGINE POP.....	9

END OF FIGURE

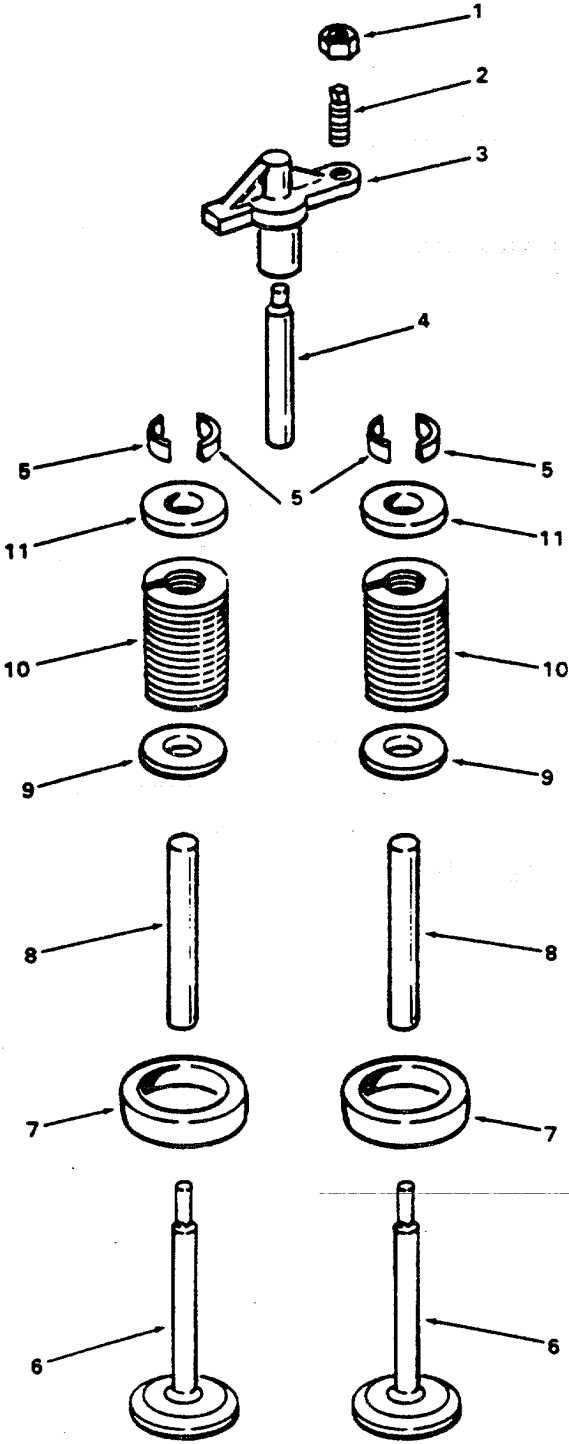


Figure 106. Exhaust Valve Arrangement

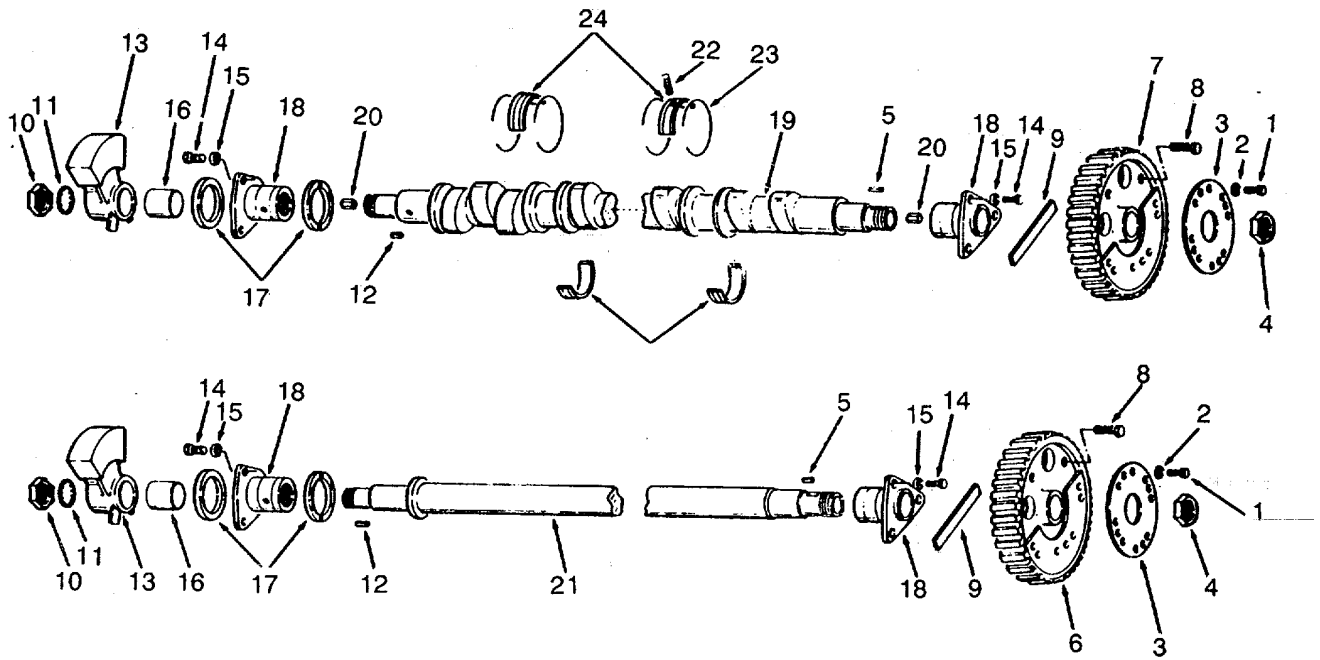


Figure 107. Camshaft and Gear Train

SECTION II			TM55-1905-219-34P-1		
(1)	(2)	(3)	(4)	(5)	(6)
ITEM NO	SMR CODE	CAGEC	PART NUMBER	DESCRIPTION AND USABLE ON CODES(UOC)	QTY

GROUP 02 ELECTRIC POWER GENERATOR
AND DISTRIBUTION

FIG. 107 CAMSHAFT AND GEAR TRAIN

1	PACZZ	96906	MS90726-60	..SCREW,CAP,HEXAGON H	8
2	PACZZ	96906	MS35338-46	..WASHER,LOCK	8
3	XDCZZ	72582	5172734	..PLATE,RETAINING. SHA.....	2
4	PACZZ	72582	5150087	..NUT,PLAIN,HEXAGON	2
5	PACZZ	96906	MS35756-17	..KEY,WOODRUFF	2
6	PACZZ	72582	5121815	..GEAR,HELICAL.....	1
7	PACZH	72582	5121816	..GEAR,HELICAL	1
8	XDCZZ	96906	MS90726-63	..SCREW,CAP,HEXAGON H.....	4
9	XDCZZ	72582	5121968	..DIFFERENTIAL,DRIVIN	2
10	PACZZ	72582	5150087	..NUT,PLAIN,HEXAGON	2
11	PACZZ	72582	5177769	..WASHER,LOCK FRONT BALANCE WEIGHT ..	2
12	PACZZ	72582	5153914	..KEY,WOODRUFF	2
13	XDCZZ	72582	5153000	..WEIGH T,CAMSHAFT.....	2
14	PACZZ	96906	MS90725-62	..SCREW,CAP,HEXAGON H	12
15	PACZZ	96906	MS35338-46	..WASHER,LOCK.	12
16	PACZZ	72582	5111423	..BEARING ASSY GROOVED	8
17	PACZZ	72582	5111424	..BEARING,WASHER,THRU STANDARD SIZE ...	4
18	PACZZ	72582	5111422	..BEARING,SLEEVE STANDARD SIZE	4
				INCLUDEC LUSIINGS.....	
19	PACZZ	72582	5185745	..CAMSHAF'T/ENGINE STAMPED 5185746.....	1
20	PACZZ	72582	5151277	...PIN,STRAIGHT,HEADLE	2
21	XDCZZ	72582	5158671	..SHAFT,SHOULDERED	1
22	PACZZ	72582	5123383	..SETSCREW	2
23	PACZZ	72582	5115572	..RING,RETAINING	4
24	PACZZ	72582	5196022	..BEARING HALF SET,SL STANDARD	2
				SIZE CONSISTS OF ONE UPPER AND ONE LOWER BEARING	

END OF FIGURE

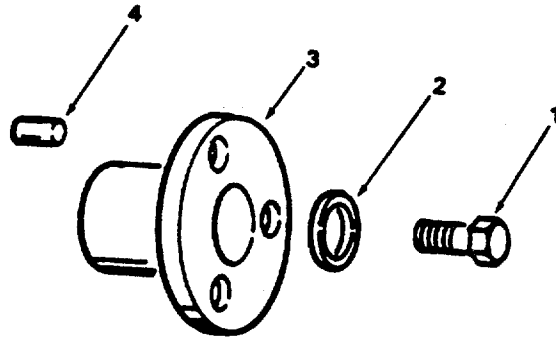


Figure 108. Idler Gear Hole Spacer Assembly

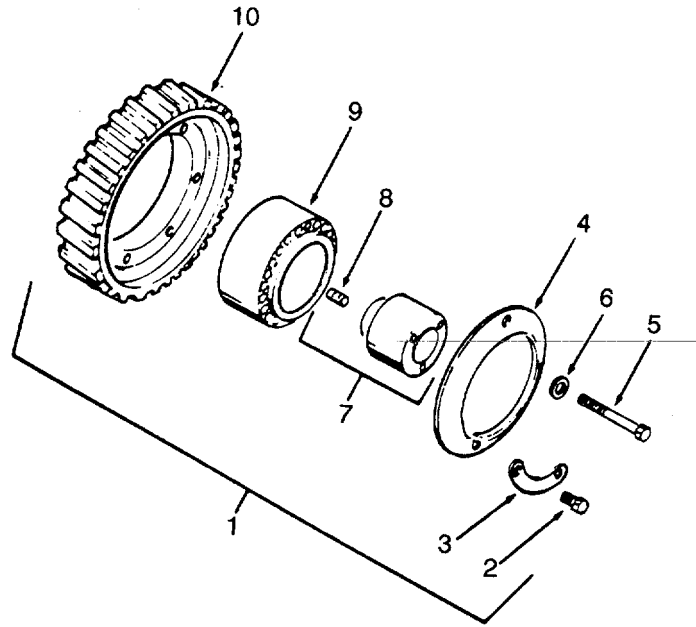


Figure 109. Idler Gear

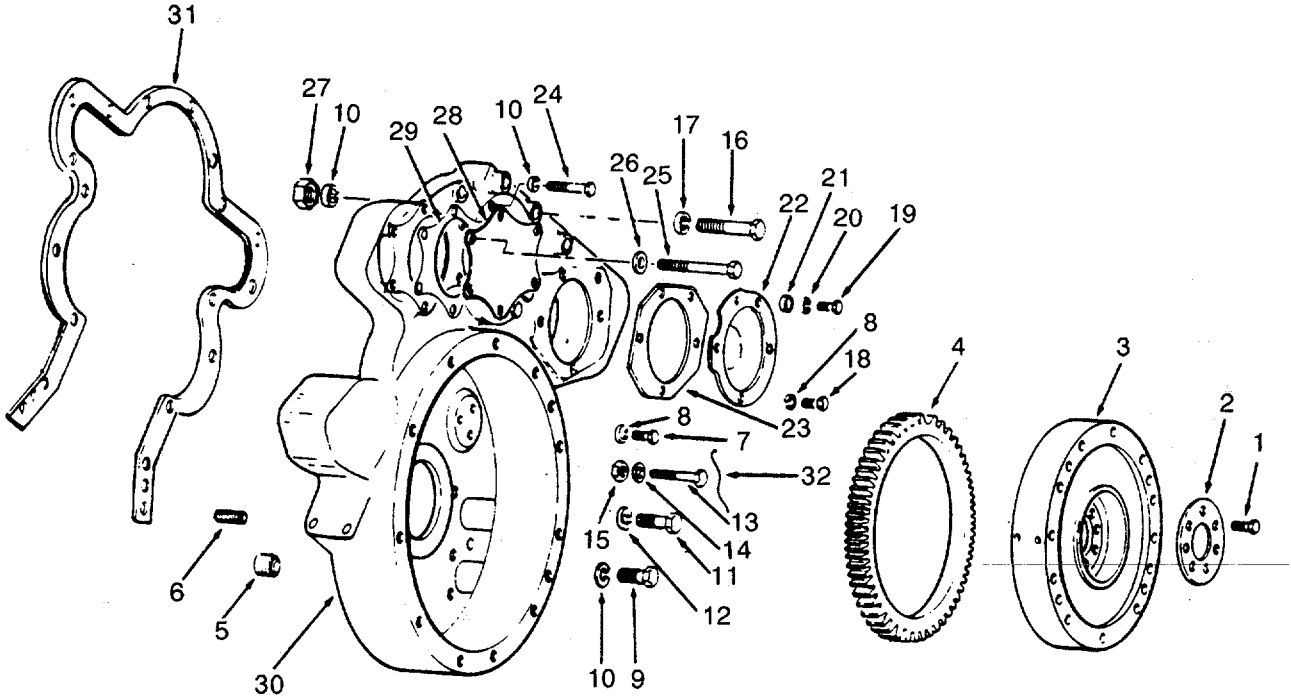


Figure 110. Flywheel and Housing

SECTION II			TM55-1905-219-34P-1		
(1)	(2)	(3)	(4)	(5)	(6)
ITEM	SMR		PART		
NO	CODE	CAGEC	NUMBER	DESCRIPTION AND USABLE ON CODES(UOC)	QTY

GROUP 02 ELECTRIC POWER GENERATOR
AND DISTRIBUTION

FIG. 110 FLYWHEEL AND HOUSING

1	PACZZ	72582	9411631	..BOLT,SELF-LOCKING	6
2	XDCZZ	72582	5120753	..PLATE,RETAINING,SHA.....	1
3	XDCZF	72582	5176322	..FLYWHEEL ASSEMBLY	1
4	PACZZ	72582	5166664	..GEAR,SPUR	1
5	PACZZ	96906	MS20913-105S	..PLUG,PIPE	1
6	PACZZ	96906	MS20913-8S	..PLUG,PIPE	1
7	PACZZ	96906	MS90728-120	..SCREW,CAP,HEXAGON H	6
8	XDCZZ	96906	MS35338-48	..WASHER,LOCK	14
9	PACZZ	96906	MS90726-75	..SCREW,CAP,HEXAGON H	4
10	PACZZ	96906	MS35338-46	..WASHER,LOCK.....	10
11	PACZZ	96906	MS18154-60	..SCREW,CAP,HEXAGON H.	2
12	PACZZ	96906	MS35338-46	..WASHER,LOCK	2
13	PACZZ	72582	9409028	..BOLT,SELF-LOCKING	6
14	PACZZ	72582	5138619	..WASHER,ENGINE	6
15	PACZZ	96906	MS51968-8	..NUT,PLAIN,HEXAGON	4
16	XDCZZ	96906	MS90726-74	..SCREW,CAP,HEXAGON H	4
17	PACZZ	96906	MS35338-46	..WASHER,LOCK	4
18	PACZZ	96906	MS90725-109	..SCREW,CAP,HEXAGON H	8
19	PACZZ	96906	MS90725-84	..SCREW,CAP,HEXAGON H	2
20	PACZZ	96906	MS35338-47	..WASHER,LOCK	2
21	PACZZ	96906	MS15795-514	..WASHER,FLAT	2
22	XDCZZ	72582	5122281	..COVER,ACCESS.....	2
23	PACZZ	72582	5117061	..GASKET PART OF KIT P/H 5193113	2
24	PACZZ	96906	MS18154-59	..SCREW,CAP,HEXAGON H	2
25	XDCZZ	96906	MS90726-78	..SCREW,CAP,HEXAGON H	4
26	PACZZ	72582	5138619	..WASHER,ENGINE	4
27	PACZZ	96906	MS51968-8	..NUT,PLAIN,HEXAGON..	4
28	XDCZZ	72582	5154669	..COVER FLYWHEEL.....	1
29	PACZZ	72582	5113061	..GASKET PART OF KIT P/N 5193113	1
30	XDCZZ	72582	5136473	..HOUSING FLYWHEEL AS	1
31	PACZZ	72582	5150054	..GASKET PART OF KIT P/N 5193113	1
32	PACZZ	72582	5187323	..WIRE.....	2

END OF FIGURE

3
4 THRU 7

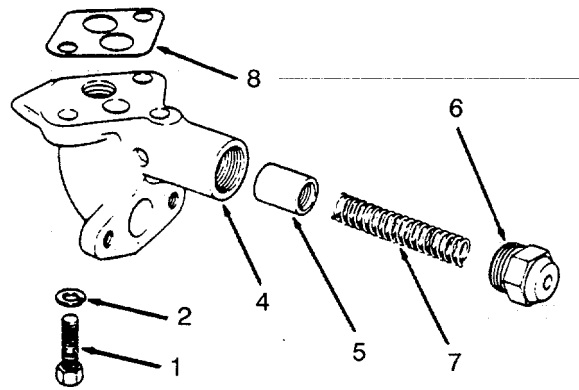


Figure 111. Oil Pressure Regulator

SECTION II			TM55-1905-219-34P-1	(5)	(6)
(1)	(2)	(3)	(4)		
ITEM NO	SMR CODE	CAGEC	PART NUMBER	DESCRIPTION AND USABLE ON CODES(UOC)	QTY

GROUP 02 ELECTRIC POWER GENERATOR
AND DISTRIBUTION

FIG. 111 OIL PRESSURE REGULATOR

1	XDCZZ	96906	MS90725-35	..BOLT,MACHINE	2
2	XDCZZ	96906	MS35338-45	..WASHER,LOCK	2
3	PACZZ	72582	5159384	..REGULATOR,OIL PRESS.....	1
4	XDCZZ	72582	5159382	...BODY,REGULATOR,OIL.....	1
5	PACZZ	72582	5120082	... DISK,VALVE	1
6	PACZZ	72582	5156816	..PLUG,VENT	1
7	PACZZ	72582	5156815	...SPRING,HELICAL,COMP	1
8	PACZZ	72582	5154199	..GASKET PART OF KIT P/N 5193113.....	1

END OF FIGURE

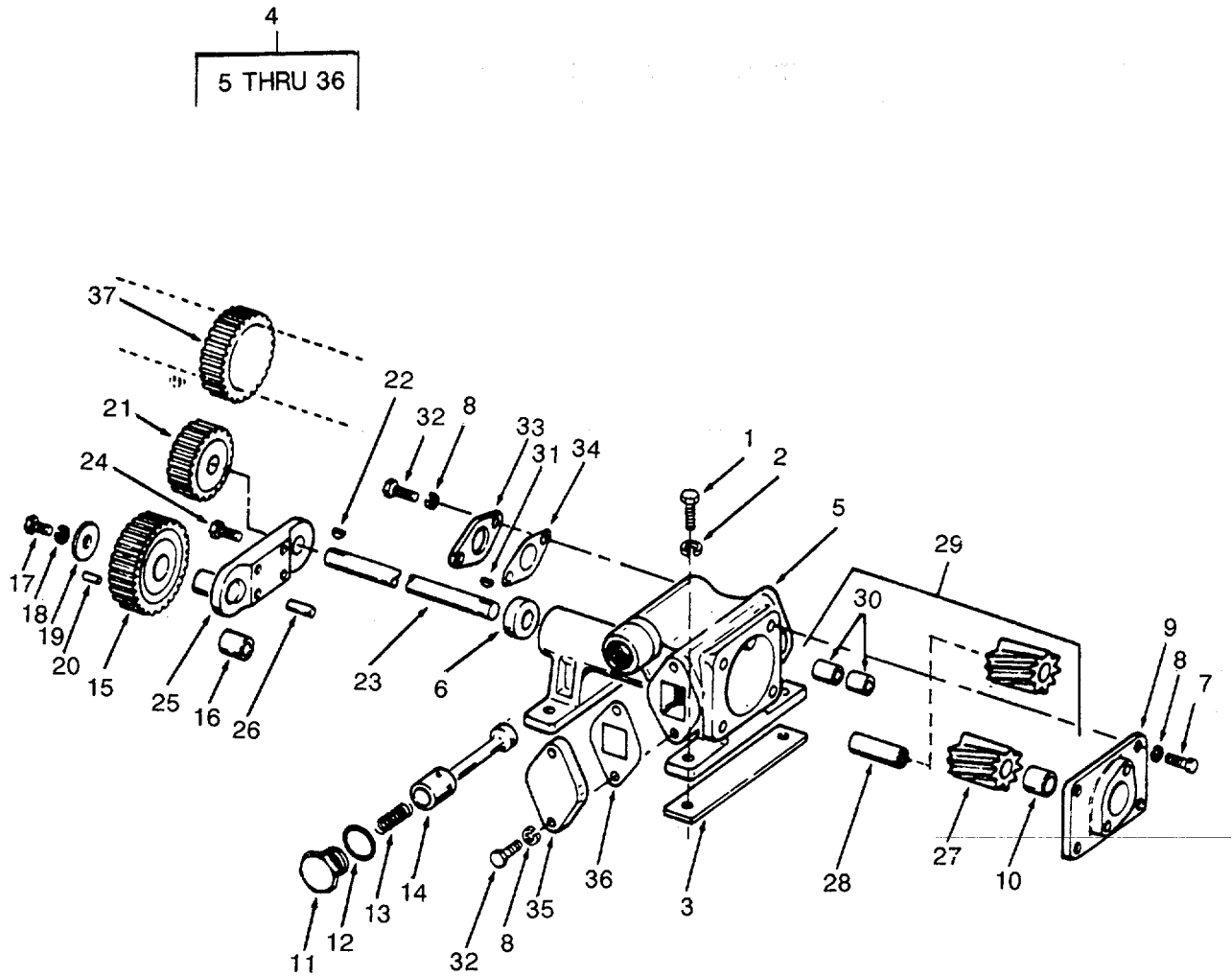


Figure 112. Lube Oil Pump

SECTION II TM55-1905-219-34P-1

(1)	(2)	(3)	(4)	(5)	(6)
ITEM NO	SMR CODE	CAGEC	PART NUMBER	DESCRIPTION AND USABLE ON CODES(UOC)	QTY

GROUP 02 ELECTRIC POWER GENERATOR AND DISTRIBUTION

FIG. 112 LUBE OIL PUMP

1	PACZZ	96906	MS90727-60	..SCREW,CAP,HEXAGON H	4
2	PACZZ	96906	MS35338-46	..WASHER,LOCK..	4
3	PACZZ	72582	5176119	..SHIM	4
4	PACZZ	72582	5175986	..OIL PUMP ASSEMBLY,E.....	1
5	XDCZZ	72582	5175680	...BODY ASSEMBLY OIL.....	1
6	KFCZZ	72582	5153147	...BEARING,SLEEVE PART OF KIT P/N.....	2
				5194800.....	
7	PACZZ	96906	MS90725-36	...BOLT,MACHINE	
8	XDCZZ	96906	MS35338-45	...WASHER,LOCK	8
9	XDCZZ	72582	5154252	...COVER ASSEMBLY,OIL.....	
10	KFCZZ	72582	5153154	...BEARING,SLEEVE PART OF KIT P/N.....	1
				5194800.....	
11	PACZZ	72582	5152613	... PLUG,MACHINE THREAD.....	2
12	KFCZZ	72582	105456	...GASKET PART OF SET P/N 5192106.....	2
				PART OF KIT P/N 5194800.....	
13	KFCZZ	72582	5155765	...SPRING,HELICAL,COMP PART OF KIT	1
				P/N 5194800.....	
14	PACZZ	72582	5153247	...VALVE,SAFETY RELIEF.....	1
15	KFCZZ	72582	5156683	...GEAR,SPUR PART OF KIT P/N 5194800.....	1
16	KFCZZ	72582	5156521	...BEARING,SLEEVE PART OF KIT P/N.....	1
				5194800.	
17	PACZZ	96906	MS90725-33	...BOLT,MACHINE	
18	PACZZ	72582	5175944	...WASHER,KEYWAY	
19	PACZZ	72582	5169197	...WASHER,KEYVWAY	1
20	PACZZ	72582	443230	...PIN,GROOVED,HEADLES.....	1
21	PACZZ	72582	5156528	...GEAR,SPUR PART OF KIT P/N 5194800.....	1
22	PACZZ	96906	MS35756-8	...KEY,WOODRUFF	1
23	KFCZZ	72582	5153309	...SHAFT,SHOULDERED PART OF KIT P/N.....	1
				5194800.....	
24	PACZZ	96906	S18154-59	...SCREW,CAP,HEXAGON H	1
25	XDCZZ	72582	5169195	...BRACKET,EYE,NONROTA.....	1
26	PACZZ	72582	5176035	...PIN,STRAIGHT,HEADLE	1
27	KFCZZ	72582	5166650	...GEAR,HELICAL PART OF KIT P/N.....	1
				5194800.....	
28	KFCZZ	72582	5153310	...PIN,STRAIGHT,HEADLE PART OF KIT	1
				P/N 5194800.....	
29	KFCZZ	72582	5166649	...GEAR,HELICAL PART OF KIT P/N.....	1
				5194800	
30	KFCZZ	72582	5166840	...BEARING,SLEEVE PART OF KIT P/N.....	2
				5194800.	
31	PACZZ	96906	MS35756-8	...KEY,WOODRUFF.....	1
32	PACZZ	96906	MS90728-32	...BOLT,MACHINE	4
33	XDCZZ	72582	5156955	...COVER,ACCESS.....	1
34	KFCZZ	72582	5151370	... GASKET PART OF SET P/N 5192106.....	1
				PART OF KIT P/N 5194800.....	
35	XDCZZ	72582	5153311	...COVER,ACCESS.	1
36	KFCZZ	72582	5153313	.. .GASKET PART OF SET P/N 5192106.....	1

SECTION II TM55-1905-219-34P-1

(1)	(2)	(3)	(4)	(5)	(6)
ITEM	SMR		PART		
NO	CODE	CAGEC	NUMBER	DESCRIPTION AND USABLE ON CODES(UOC)	QTY

37	XDCZZ	72582	5166821	PART OF KIT P/N 5194800.....	
	PACZZ	72582	5194800	..GEAR,SPUR	1
				PARTS KIT,ENGINE OI	1
				BEARING,SLEEVE (2) 112-6	
				BEARING,SLEEVE (1) 112-10	
				BEARING,SLEEVE (1) 112-16	
				BEARING,SLEEVE (2) 112-30	
				GASKET (2) 112-12	
				GASKET (1) 112-34	
				GASKET (1) 112-36	
				GEAR,HELICAL (1) 112-27	
				GEAR,HELICAL (1) 112-29	
				GEAR,SPUR (1) 112-15	
				GEAR,SPUR (1) 112-21	
				PIN,STRAIGHT,HEADLE (1) 112-28	
				SHAFT,SHOULDERED (1) 112-23	
				SPRING,HELICAL,COMP (1) 112-13	

END OF FIGURE

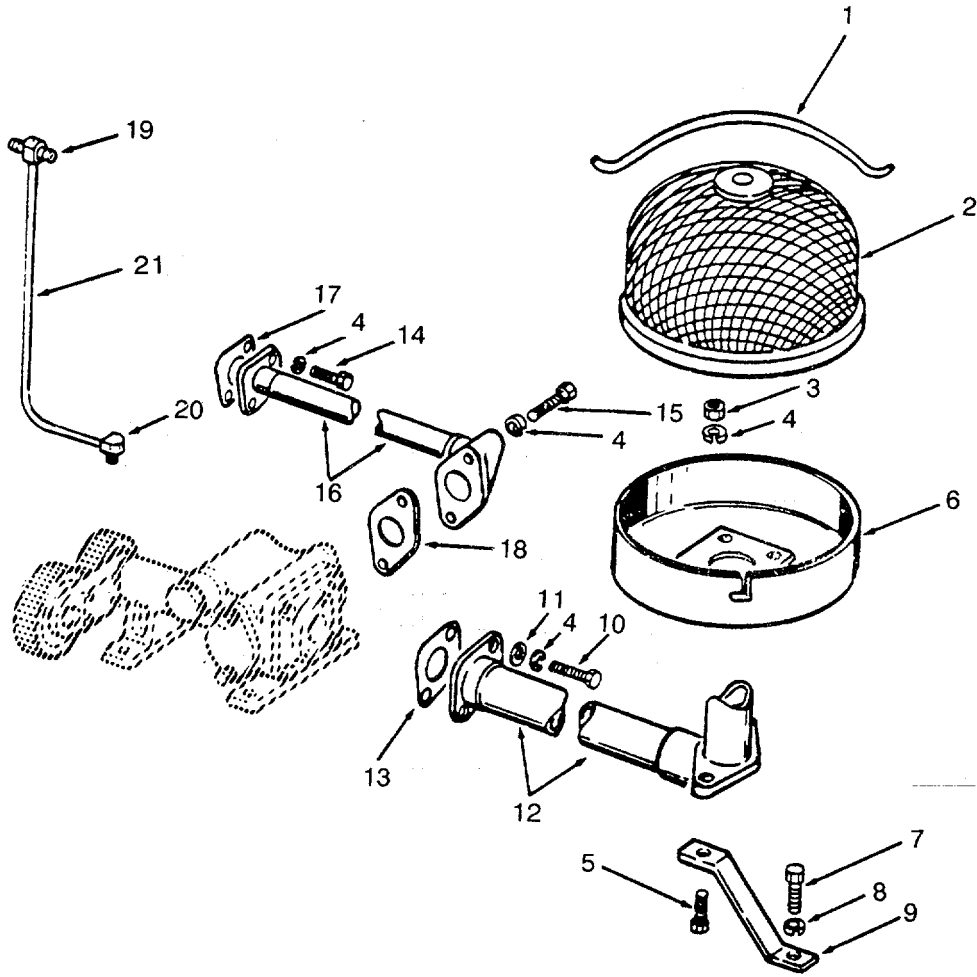


Figure 113. Oil Distribution System (Sheet 1 of 2).

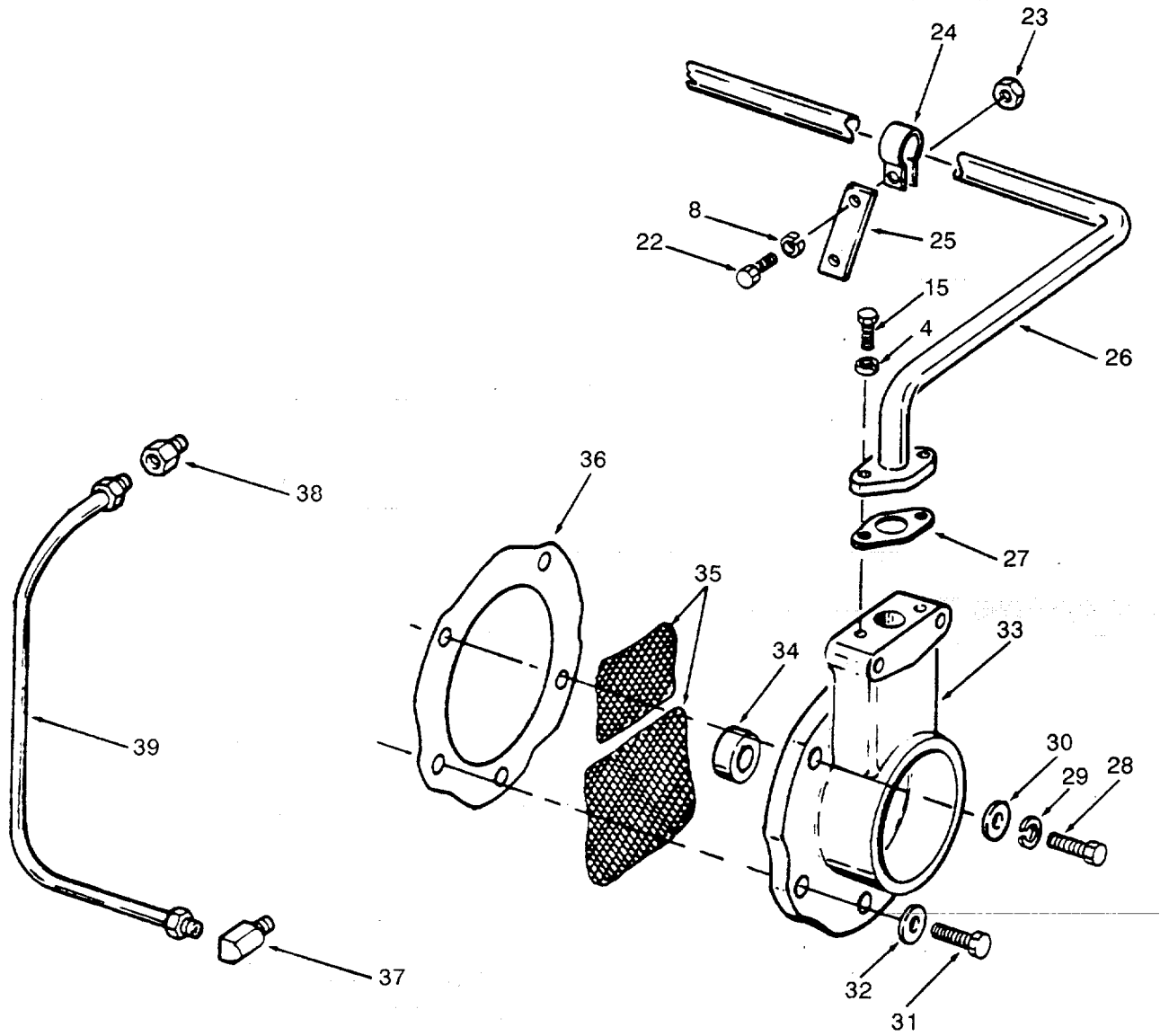


Figure 113. Oil Distribution System (Sheet 2 of 2).

SECTION II TM55-1905-219-34P-1

(1)	(2)	(3)	(4)	(5)	(6)
ITEM NO	SMR CODE	CAGEC	PART NUMBER	DESCRIPTION AND USABLE ON CODES(UOC) QTY GROUP 02 ELECTRIC POWER GENERATOR AND DISTRIBUTION	

FIG. 113 OIL DISTRIBUTION SYSTEM

1	XDCZZ	72582	5153284	..CLIP,RETAINING	1
2	PACZZ	72582	5153286	..STRAINER ELEMENT.SE	1
3	PACZZ	96906	MS51968-5	..NUT,PLAIN,HEXAGON	2
4	XDCZZ	96906	MS35338-45	..WASHER,LOCK	8
5	PACZZ	72586	9417889	..BOLT,MACHINE.....	2
6	XDCZZ	72582	5118302	..STRAINER,OIL PUMP	1
7	PACZZ	96906	MS90727-58	..SCREW,CAP,HEXAGON H	2
8	PACZZ	96906	MS35338-46	..WASHER,LOCK	2
9	XDCZZ	72582	5166868	..BRACKET,INLET SCREE	2
10	PACZZ	96906	MS90725-34	..BOLT,MACHINE	2
11	PACZO	96906	MS27183-11	..WASHER,FLAT	2
12	XDCZZ	72582	51668(3	..INLET,BENT,PUMP,OIL	1
13	KFCZZ	72582	5153627	..GASKET PART OF KIT P/N 5192106	1
14	PACZZ	96906	MS90725-33	..BOLT,MACHINE	4
15	XDCZZ	96906	MS90725-35	..BOLT,MACHINE	2
16	XDCZZ	72582	5159388	..PIPE,OUTLET,OIL PUM.....	1
17	KFCZZ	72582	5151370	..GASKET PART OF KIT P/N 5192106	1
18	KFCZZ	72582	5153313	..GASKET PART OF KIT P/N 5192106	1
19	XDCZZ	72582	5167220	..TEE,PIPE TO TUBE	1
20	XDCZZ	72582	225810	..ELBOW	1
21	PACZZ	72582	5150431	..TUBE ASSEMBLY,METAL	1
22	PACZZ	96906	MS51096-359	..SCREW,CAP,HEXAGON H	1
23	PACZZ	96906	MS51968-8	..NUT,PLAIN,HEXAGON	1
24	XDCZZ	72582	5163905	..CLAMP,LOOP	1
25	XDCZZ	72582	5188248	..BRACKET CLIP	1
26	XDCZZ	72582	5125933	..PIPE ASSEMBLY.....	1
27	KFCZZ	72582	5163299	..GASKET PART OF KIT P/N 5193116	1
28	PACZZ	96906	MS90728-85	..SCREW,CAP,HEXAGON H	1
29	PACZZ	96906	MS35338-47	..WASHER,LOCK	1
30	PACZZ	72582	5150568	..WASHER,FLAT	1
31	PACZZ	96906	MS90728-110	..SCREW,CAP,HEXAGON H	4
32	PACZZ	38597	50-4-18-17-7	..WASHER,FLAT	4
33	XDCZZ	72F82	5111287	..SEPARATOR ASSEMBLY.....	1
34	PACZZ	72582	5123453	...SEAL,PLAIN ENCASED	1
35	PACZZ	72582	5163918	...FILTERING DISK,FLUI	2
36	PACZZ	72582	5117061	..GASKET PART OF KIT P/N 5193113	1
37	XDCZZ	72582	224425	..ELBOW,PIPE TO TUBE	1
38	XDCZZ	72582	431537	..CONNECTOR INVERTED.....	1
39	XDCZZ	72582	5164051	..TUBE ASSEMBLY,METAL.....	1
	PACZZ	72582	5193116	GASKET SET	1
			GASKET	(3) 91-6	
			GASKET	(1) 99-6	
			GASKET	(1) 100-13	
			GASKET	(1) 101-4	
			GASKET	(1) 104-2	
			GASKET	(2) 104-21	
			GASKET	(3) 104-22	

SECTION II			TM55-1905-219-34P-1		(5)	(6)
(1)	(2)	(3)	(4)			
ITEM NO	SMR CODE	CAGEC	PART NUMBER	DESCRIPTION AND USABLE ON CODES(UOC) QTY		
				GASKET	(4)	104-27
				GASKET	(1)	113-27
				WASHER,FLAT	(2)	104-20
PACZZ	72582	5192106		GASKET SET.....		1
				GASKET	(1)	113-13
				GASKET	(1)	113-17
				GASKET	(1)	113-18

END OF FIGURE

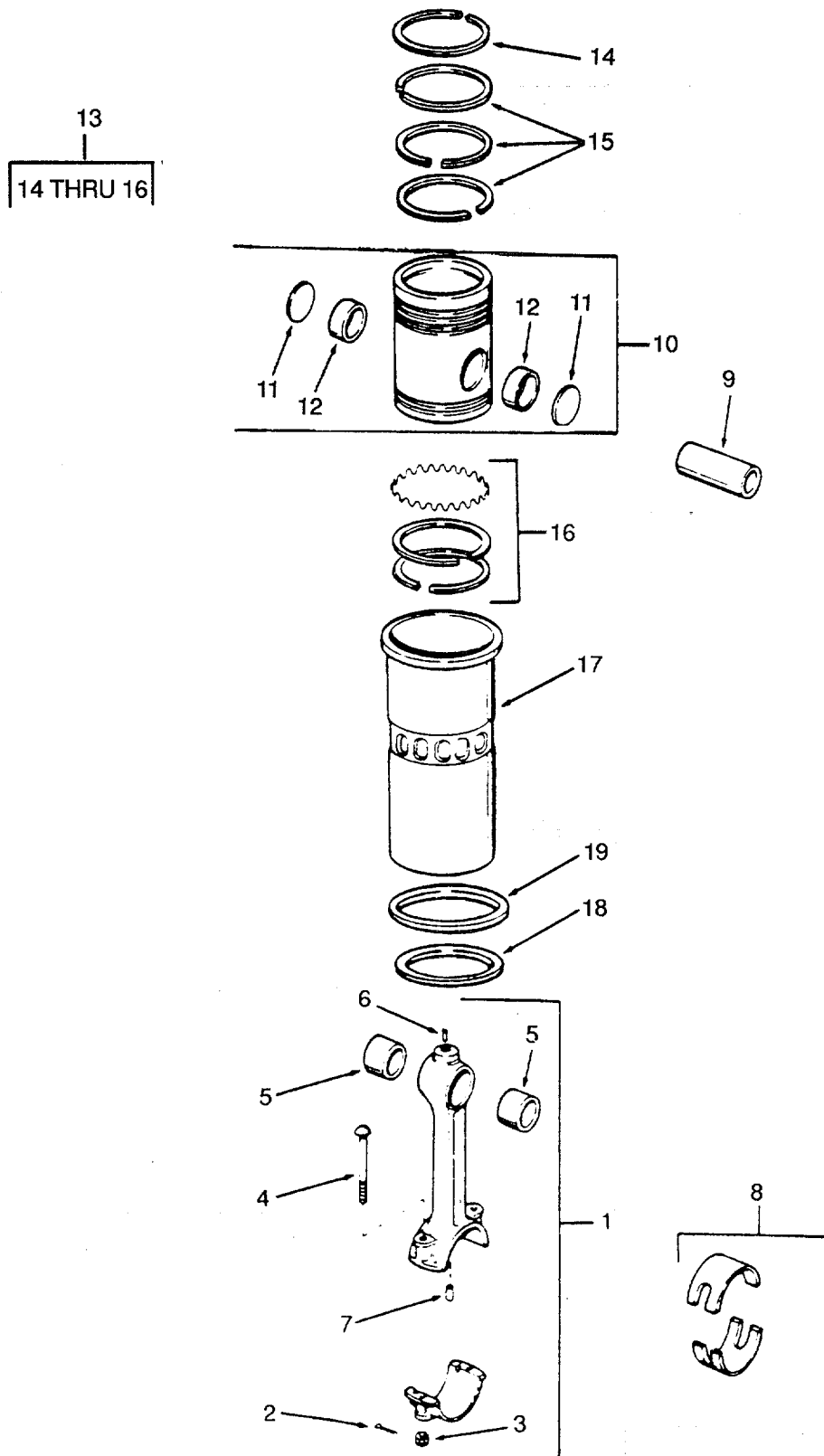


Figure 114. Pistons, Connecting Rods and Liners.

SECTION II

TM 55-1905-219-34P-1

(1) ITEM NO	(2) SMR CODE	(3) CAGEC	(4) PART NUMBER	(5) DESCRIPTION AND USABLE ON CODES(UOC)	(6) QTY
GROUP 02 ELECTRIC POWER GENERATOR AND DISTRIBUTION					
FIG. 114 PISTONS, CONNECTING RODS AND LINER					
1	PACHH	72582	5135515	..CONNECTING ROD, PIST	3
2	PACZZ	96906	MS24665-283	..PIN, COTTER	2
3	PACZZ	72582	5117629	..NUT, PLAIN, HEXAGON	2
4	PACZZ	72582	5132383	..BOLT, SHOULDER	2
5	PACZZ	72582	5157274	..BEARING, SLEEVE	2
6	PACZZ	72582	5150140	..NOZZLE, OIL	1
7	PACZZ	72582	5154360	..BEARING, ORIFICE	1
8	PACZZ	72582	5192895	..BEARING, SLEEVE	3
9	KFCZZ	72582	5188406	..PIN, PISTON PART OF KIT P/N 5149262	3
10	KFCZZ	72582	5198839	..PISTON ASSEMBLY PART OF KIT P/N 5149262	3
11	KFCZZ	72582	5188405	..DISK, SOLID, PLAIN PART OF KIT P/N 5149262	2
12	PACZZ	72582	5155839	..BEARING, SLEEVE	2
13	KFCZZ	72582	5199806	..RING SET PISTON PART OF KIT P/N 5149262	3
14	PACZZ	72582	5132606	..RING, PISTON	1
15	PACZF	72582	5122321	..RING, PISTON	3
16	XDCZZ	72582	5197489	..RING SET, PISTON CONSISTS OF	1
17	KFCZZ	72582	5113953	SCRAPERS AND EXPANDER FOR ONE PISTON ..CYLINDER SLEEVE PART OF KIT P/N 5149262	3
18	PACZZ	72582	5199569	..SHIM	3
19	PACZZ	72582	5184484	..SEAL RING, METAL FOR USE WITH STANDARD THROUGH 0.005 OVERSIZE LINER.....	3
19	XDCZZ	72582	5148399	..INSERT CYLINDER LIN RED	3
19	XDCZZ	72582	5148440	..INSERT, CYLINDER LIN GREEN	3
	PACZZ	72582	5149262	PARTS KIT, PISTON AS CONSISTS OF.....	1
STANDARD STZE PISTON ASSY, RING SET, PISTON PIN, PIN RETAINER AND CYLINDER LINER FOR ONE CYLINDER.....					
				CYLINDER SLEEVE (3) 114-18	
				DISK, SOLID, PLAIN (2) 114-12	
				PIN, PISTON (3) 114-9	
				PISTON ASSEMBLY (3) 114-11	
				RING SET PISTON (3) 114-14	

END OF FIGURE

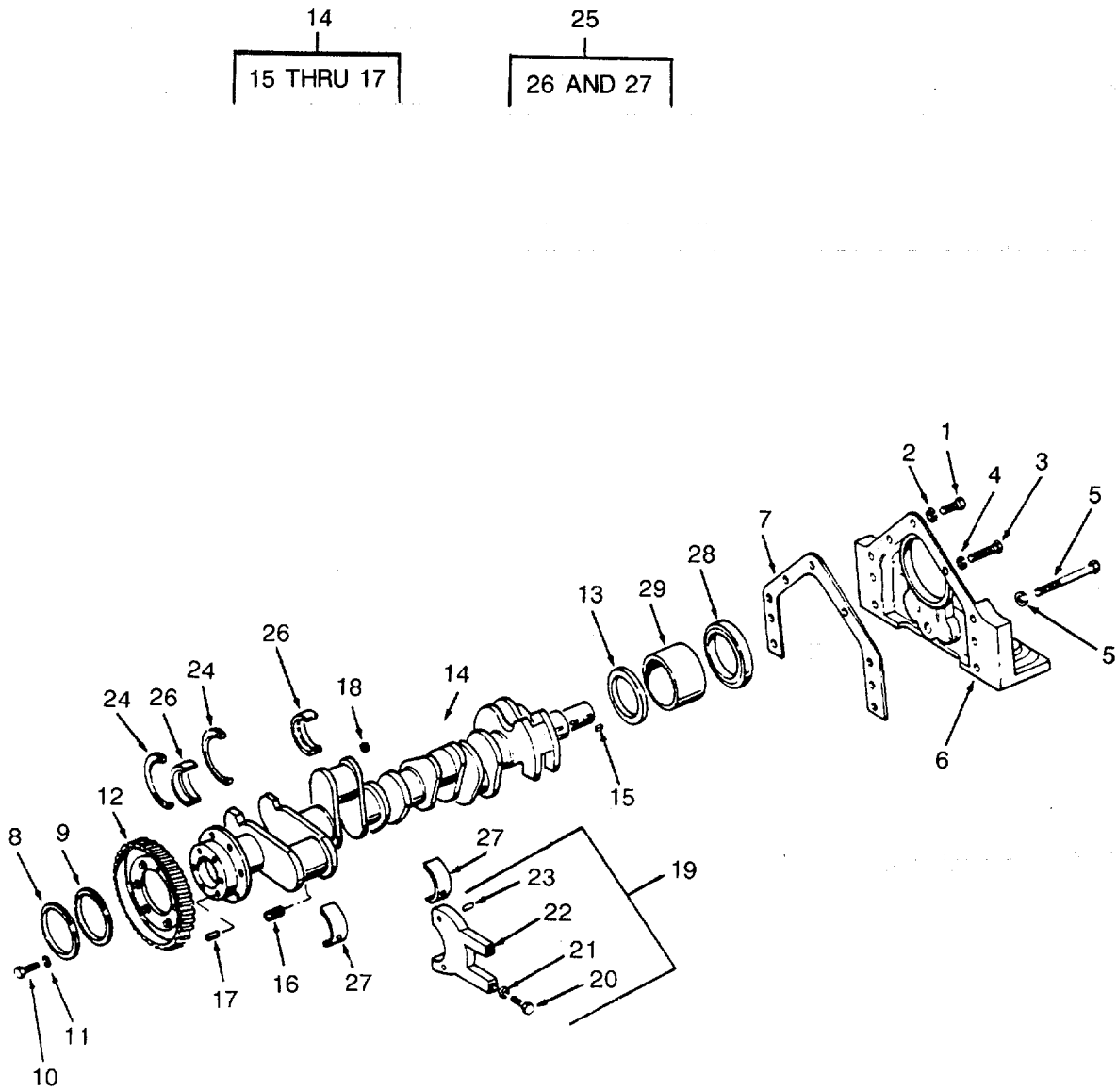


Figure 115. Crankshaft and Bearings.

SECTION II

TM 55-1905-219-34P-1

(1) ITEM NO	(2) SMR CODE	(3) CAGEC	(4) PART NUMBER	(5) DESCRIPTION AND USABLE ON CODES(UOC)	(6) QTY
GROUP 02 ELECTRIC POWER GENERATOR AND DISTRIBUTION					
FIG. 115 CRANKSHAFT AND BEARINGDS					
1	XDCZZ	96906	MS590726-58	..SCREW, CAP, HEXAGON H .	3
2	PACZZ	96906	MS35338-46	..WASHER, LOCK .	3
3	PACZZ	96906	MS90728-116	..SCREW, CAP, HEXAGON	2
4	XDCZZ	96906	MS35338-48	..WASHER, LOCK	4
5	PACZZ	96906	MS90725-122	..SCREW, CAP, HEXAGON	2
6	XDCZZ	72582	5175939	..COVER CRANKSHAFT	1
7	PCCZZ	72582	5150181	..GASKET PART OF KIT P/N 5193113	1
8	PACZZ	72582	5114335	..SEAL, PLAIN ENCASED	1
9	XDCZZ	72582	5192496	..RING, RETAINING	1
10	PACZZ	72582	5150271	..BOLT, MACHINE	6
11	PACZZ	96906	MS35338-46	..WASHER, LOCK	6
12	PACZZ	72582	5113814	..GEAR, HELICAL	1
13	PACZZ	72582	5150175	..DEFLECTOR, DIRT AND	1
14	PACHF	72582	5184215	..CRANKSHAFT, ENGINE	1
15	PACZO	96906	MS35756-12	...KEY, WOODRUFF	1
16	PACZZ	96906	MS20913-1S	...PLUG, PIPE	3
17	PACZZ	72582	5177528	...PIN, STRAIGHT, HEADLE	2
18	PACZZ	96906	MS20913-25	..PLUG, PIPE	1
19	XDCZZ	72582	5191503	..CAP SET, MAIN BEARIN MAIN BEARING CAP SET IS PART OF THE CYLINDER BLOCK	4
20	PACZZ	72582	5152149BOLT, MACHINE	2
21	XDCZZ	96906	MS35338-50	...WASHER, LOCK	2
22	XDCZZ	72582	5158674	...CAP, BEARING	1
23	PACZZ	72582	141346	...PIN, STRAIGHT, HEADLE	4
24	PACZZ	72582	5159353	..WASHER HA;F, THRUST STANDARD	4
25	PACZZ	72582	5192874	..BEARING HALF SET, SL STANDARD	4
26	XDCZZ	72582	5192874	...BEARING HALF SET, SL	1
27	XDCZZ	72582	5192874	...BEARING HALF SET, SL	1
28	PCCZZ	72582	5115454	..SEAL, PLAIN ENCASED	1
29	XDCZZ	72582	5151475	..SPACER, SLEEVE	1

END OF FIGURE

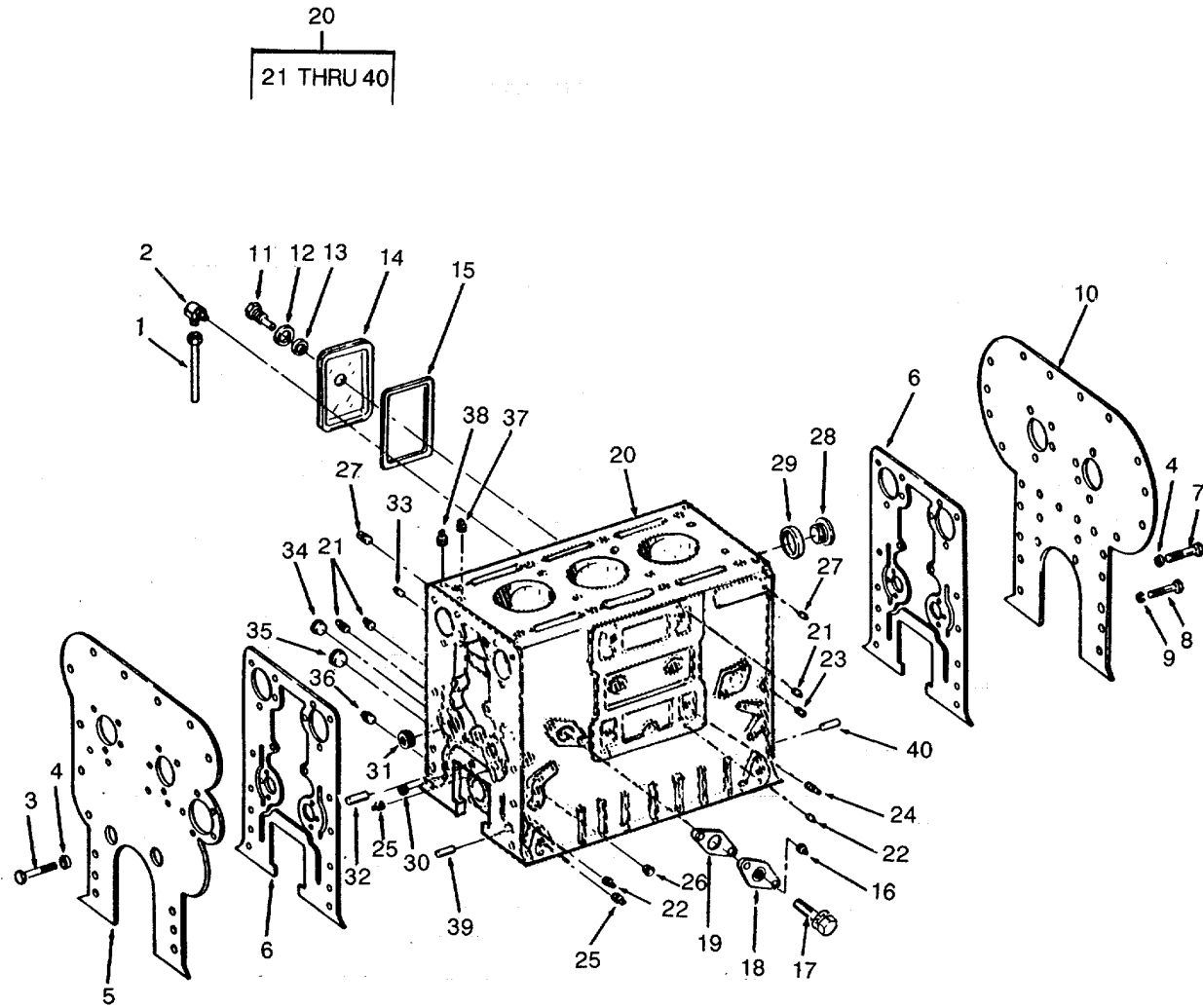


Figure 116. Cylinder Block.

SECTION II

TM 55-1905-219-34P-1

(1) ITEM NO	(2) SMR CODE	(3) CAGEC	(4) PART NUMBER	(5) DESCRIPTION AND USABLE ON CODES(UOC)	(6) QTY
GROUP 02 ELECTRIC POWER GENERATOR AND DISTRIBUTION					
FIG. 116 CYLINDER BLOCK					
1	XDCZZ	72582	5158825	..TUBE ASSEMBLY, METAL	2
2	PACZZ	96906	MS1879-5	..ELBOW, PIPE TO TUBE	4
3	PACZZ	96906	MS18154-60	..SCREW, CAP, HEXAGON H	6
4	PACZZ	72582	M535338-46	..WASHER, LOCK	12
5	XDCZZ	72582	5150060	..PLATE, CYLINDER REAR	1
6	KFCZZ	72582	5177798	..GASKET PART OF KIT P/N 5193113	2
7	PACZZ	96906	MS18154-60	..SCREW, CAP, HEXAGON H	6
8	PACZZ	96906	MS90728-110	..SCREW, CAP, HEXAGON H	2
9	XDCZZ	96906	MS35338-48	..WASHER, LOCK	2
10	XDCZZ	72582	5152878	..PLATE, CYLINDER FRON	1
11	PACZZ	72582	108608	..SCREW, CAP, HEXAGON H	3
12	PACZZ	96906	MS27183-13	..WASHER, FLAT	3
13	PACZZ	72582	105451	..GASKET	3
14	XDCZZ	72582	5153117	..COVER, ACCESS	3
15	PACZZ	72582	5150020	..GASKET PART OF KIT P/N 5193113	3
16	PACZZ	96906	MS20913-2S	..PLUG, PIPE	1
17	PACZZ	72582	5148436	..BOLT, ASSEMBLED WASH	2
18	XDCZZ	72582	5164190	..COVER, ACCESS	1
19	PACZZ	72582	5116357	..GASKET PART OF KIT P/N 5193113	1
20	PAHZZ	72582	5197273	..BLOCK ASSEMBLY, CYLI REFER TO	1
CRANKSHAFT FIGURE 115 FOR MAIN BEARING CAP					
21	PACZZ	72582	5151272	...PLUG, PROTECTIVE, DUS	6
22	PACZZ	96906	MS20913-1S	...PLUG, PIPE	4
23	PACZZ	96906	MS49005-4	...PLUG, PIPE	1
24	PACZZ	96906	MS20913-3S	...COUPLING HALF, QUICK 3/8 STEEL	2
SHIPPED LOOSE W/CYLINDER BLOCK.....					
25	PACZZ	96906	MS49005-8	...PLUG, PIPE 1/2-14 NPTF STEEL	2
SHIPPED LOOSE W/CYLINDER BLOCK.....					
26	XDCZZ	72582	5156280	...PLUG, DIESEL ENGINE SHIPPED.....	2
LOOSE W/CYLINDER BLOCK.....					
27	PACZZ	96906	MS20913-15S	...PLUG, PIPE 1/8 STEEL SHIPPED	2
LOOSE W/CYLINDER BLOCK.....					
28	PACZZ	72582	5178998	...PLUG, MACHINE THREAD	4
29	KFCZZ	72582	5178997	...GASKET PART OF KIT P/N 5193113.....	4
30	PACZZ	72582	5150130	...PLUG, EXPANSION	2
31	PACZZ	96906	MS20913-8S	...PLUG, PIPE	4
32	PACZZ	72582	5154319	...PIN, STRAIGHT, HEADLE SHIPPED.....	3
LOOSE W/CYLINDER BLOCK.....					
33	PACZZ	96906	MS49005-4	...PLUG, PIPE 1/4-18 NPTF STEEL	5
SHIPPED LOOSE W/CYLINDER BLOCK.....					
34	XDCZZ	72582	5139988	...PLUG, EXPANSION	2
35	PACZZ	72582	5150014	...PLUG, EXPANSION	2
36	PACZZ	96906	M520913-65	...PLUG, PIPE 3/4 STEEL SHIPPED	2
LOOSE W/CYLINDER BLOCK					
37	PACZZ	96906	MS49005-6	...PLUG, PIPE 3/8-18 NPTF STEEL	1
SHIPPED LOOSE W/CYLINDER BLOCK.....					

SECTION II

TM 55-1905-219-34P-1

(1) ITEM NO	(2) SMR CODE	(3) CAGEC	(4) PART NUMBER	(5) DESCRIPTION AND USABLE ON CODES(UOC)	(6) QTY
38	XDCZZ	72582	5183304	...PLUG SPECIAL	4
39	PACZZ	72582	5151576	...PIN, STRAIGHT, HEADLE SHIPPED LOOSE W/CYLINDER BLOCK	4
40	PACZZ	72582	141346	...PIN, STRAIGHT, HEADLE SHIPPED..... LOOSE W/CYLINDER BLOCK	4
	PACZZ	72582	5193113	GASKET AND SEAL SET CONSISTS OF THE NECESSARY GASKETS FOR A COMPLETE ENGINE OVERHAUL.....	1
				GASKET (1) 78-8	
				GASKET (1) 78-12	
				GASKET (1) 78-27	
				GASKET (1) 80-22	
				GASKET (1) 81-3	
				GASKET (1) 82-5	
				GASKET (2) 87-26	
				GASKET (1) 88-11	
				GASKET (1) 88-14	
				GASKET (1) 90-8	
				GASKET (1) 90-13	
				GASKET (1) 90-30	
				GASKET (1) 92-6	
				GASKET (1) 92-11	
				GASKET (1) 92-20	
				GASKET (1) 94-35	
				GASKET (1) 98-8	
				GASKET (1) 100-7	
				GASKET (4) 100-19	
				GASKET (1) 103-12	
				GASKET (4) 104-23	
				GASKET (2) 110-23	
				GASKET (1) 110-29	
				GASKET (1) 110-31	
				GASKET (1) 111-8	
				GASKET (1) 113-36	
				GASKET (1) 115-7	
				GASKET (2) 116-6	
				GASKET (3) 116-15	
				GASKET (1) 116-19	
				GASKET (4) 116-29	
				TUBE OIL COOLER (1) 90-4	
				WASHER, FLAT (1) 87-27	

END OF FIGURE

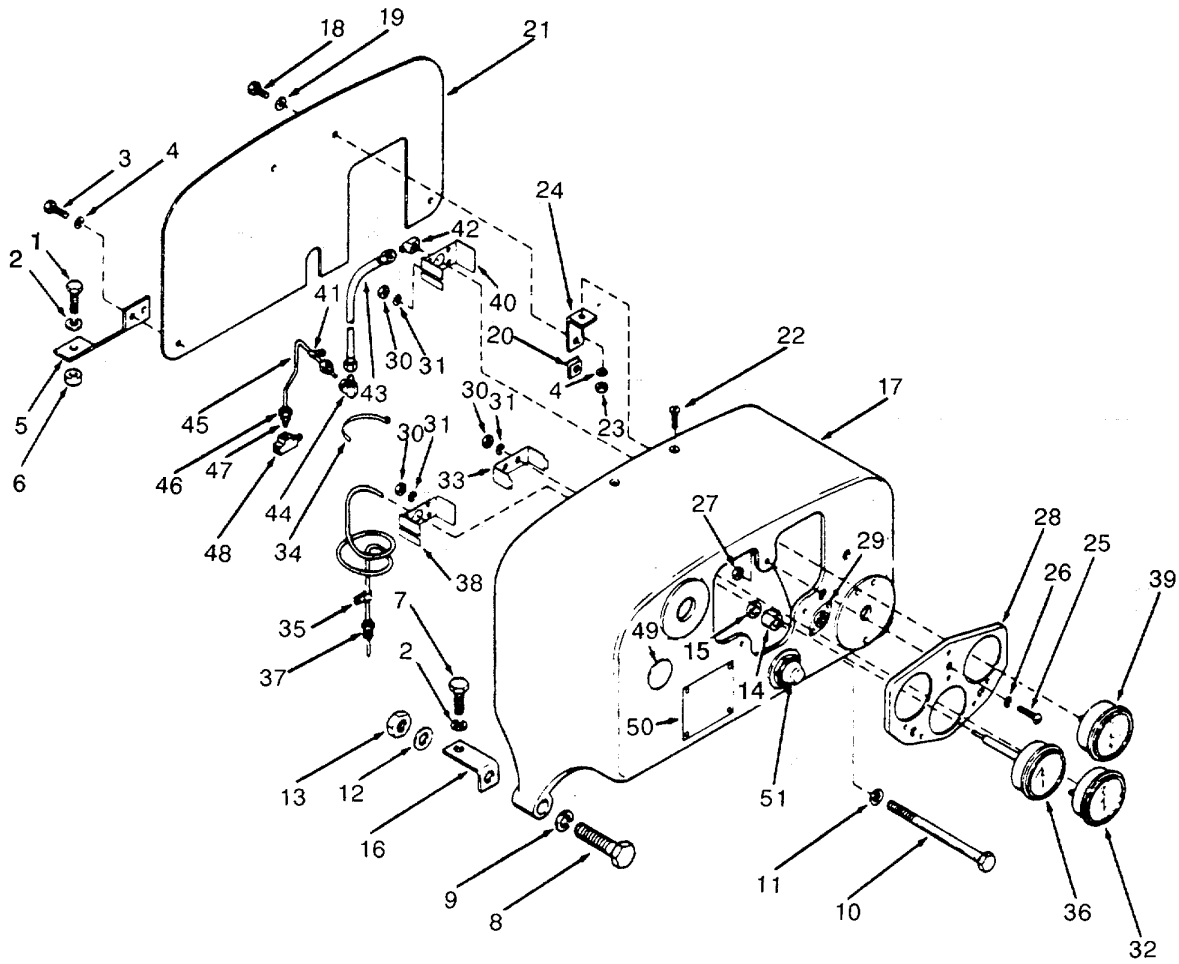


Figure 117. Instrument Panel.

SECTION II

TM 55-1905-219-34P-1

(1) ITEM NO	(2) SMR CODE	(3) CAGEC	(4) PART NUMBER	(5) DESCRIPTION AND USABLE ON CODES(UOC)	(6) QTY
GROUP 02 ELECTRIC POWER GENERATOR AND DISTRIBUTION					
FIG. 117 INSTRUMENT PANEL					
1	PACZZ	96906	MS90728-61	..SCREW, CAP, HEXAGON	2
2	PACZZ	96906	MS35338-46	..WASHER, LOCK	3
3	PACZZ	96906	MS90725-6	..SCREW, CAP, HEXAGON H	2
4	PACZZ	96906	MS35338-44	..WASHER, LOCK	4
5	XDCZZ	72582	5123797	..BRACKET UPPER	2
6	XDCZZ	72582	5157412	..SPACER, SPECIAL	2
7	PACZZ	96906	MS18154-58	..SCREW, CAP, HEXAGON H	1
8	PACZZ	96906	MS90728-115	..SCREW, CAP, HEXAGON H	1
9	XDCZZ	96906	MS35338-48	..WASHER, LOCK	1
10	PACZZ	81348	FFS85	..SCREW, CAP, HEXAGON H	1
11	PACZZ	96906	MS27183-13	..WASHER, FLAT ..	1
12	PACZZ	96906	MS27183-17	..WASHER, FLAT ..	1
13	PACZZ	96906	MS35691-33	..NUT, PLAIN, HEXAGON	1
14	XDCZZ	72582	5160425	..SPACER, SLEEVE	1
15	XDCZZ	72582	5123747	..SPACER	1
16	XDCZZ	72582	5123798	..BRACKET LOWER	1
17	XDCZZ	72b82	5175513	..PANEL INSTRUMENT	1
18	XDCZZ	72582	149501	..SCREW, TAPPING	2
19	PACZZ	96906	MS27183-9	..WASHER, FLAT	2
20	XDCZZ	72582	445407	..NUT, SPRING LOCK, INS	2
21	XDCZZ	72582	5166567	..COVER INSTRUMENT	1
22	PACZZ	96906	MS90725-6	..SCREW, CAP, HEXAGON H	2
23	PACZZ	96906	MS35649-2252	..NUT, PLAIN, HEXAGON	2
24	XDCZZ	72582	5176846	..BRACKET	2
25	PACZZ	96906	MS35206-248	..SCREW, MACHINE	3
26	PACZZ	96906	MS35338-42	..WASHER, LOCK	3
27	PACZZ	96906	MS35649-282	..NUT, PLAIN, HEXAGON	3
28	XDCZZ	72582	1582507	..PANEL CLUSTER	1
29	XDCZZ	72582	5193755	..MOUNTING ASSEMBLY	3
30	PACZZ	96906	MS35650-302	..NUT, PLAIN, HEXAGON	6
31	PACZZ	96906	MS35338-43	..WASHER, LOCK ..	6
32	PACZZ	93568	00117-0132	..AMMETER ..	1
33	XDCZZ	72582	1503496	..CLAMP AMMETER	1
34	XDCZZ	72582	5114551	..TAG CABLE	1
35	XDCZZ	72582	5163538	..CLIP ..	1
36	XDCZZ	72582	08993092	..GAGE, WATER	1
37	XDCZZ	72582	859151	..ADAPTER WATER	1
38	XDCZZ	72582	1503496	..CLAMP WATER	1
39	PACZO	10001	2614223	..GAGE, PRESSURE, DIAL	1
40	XDCZZ	72582	1503496	..CLAMP OIL PRESSURE	1
41	XDCZZ	72582	5158382	..CLAMP, LOOP	1
42	XDCZZ	72582	444052	..ELBOW, PIPE	1
43	PCCZZ	72582	5182881	..HOSE ASSEMBLY, NONME	1
44	XDCZZ	72582	5158402	..ELBOW 90 DEGREE 1/4	1
45	XDCZZ	72582	5175508	..TUBE ASSEMBLY, METAL	1
46	XDCZZ	96906	MS39158-3	..ADAPTER, STRAIGHT, PI	1
47	XDCZZ	72582	1507333	..ADAPTER, STRAIGHT, PI	1

SECTION II

TM 55-1905-219-34P-1

(1) ITEM NO	(2) SMR CODE	(3) CAGEC	(4) PART NUMBER	(5) DESCRIPTION AND USABLE ON CODES(UOC)	(6) QTY
48	XDCZZ	72582	9409943	..TEE, PIPE	1
49	XDCZZ	72582	142079	..PLUG	1
50	XDCZZ	72582	1567238	..PLATE..... INCLUDES ATTACHING HARDWARE	1
51	PACZZ	16764	1996097	..SWI TCH, PUSH	1

END OF FIGURE

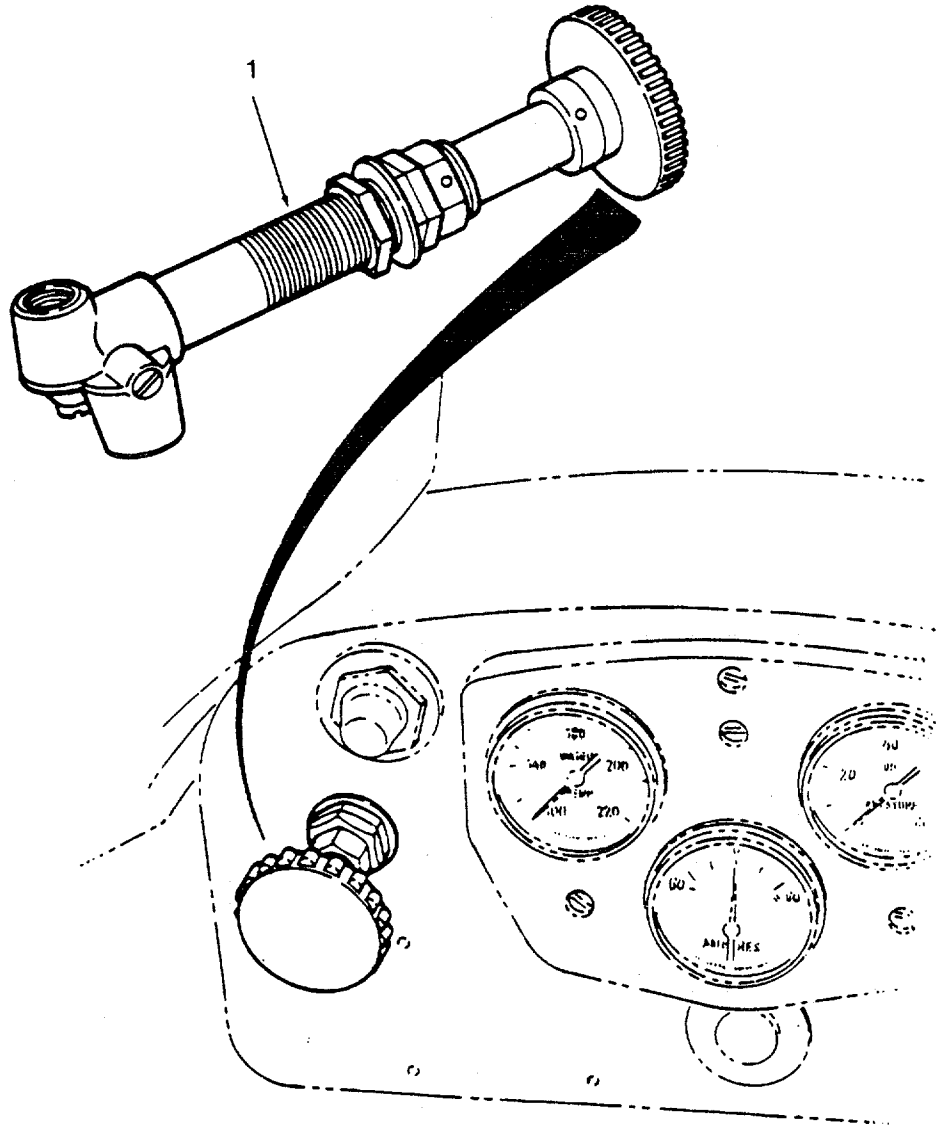


Figure 118. Fuel Primer Pimp.

SECTION II

TM 55-1905-219-34P-1

(1) ITEM NO	(2) SMR CODE	(3) CAGEC	(4) PART NUMBER	(5) DESCRIPTION AND USABLE ON CODES(UOC)	(6) QTY
-------------------	--------------------	--------------	-----------------------	---	------------

GROUP 02 ELECTRIC POWER GENERATOR
AND DISTRIBUTION

FIG. 118 FUEL PRIMER PUMP

1	XDCZZ	72582	5110760	.PUMP, ENGINE PRIMING	1
---	-------	-------	---------	-----------------------------	---

END OF FIGURE

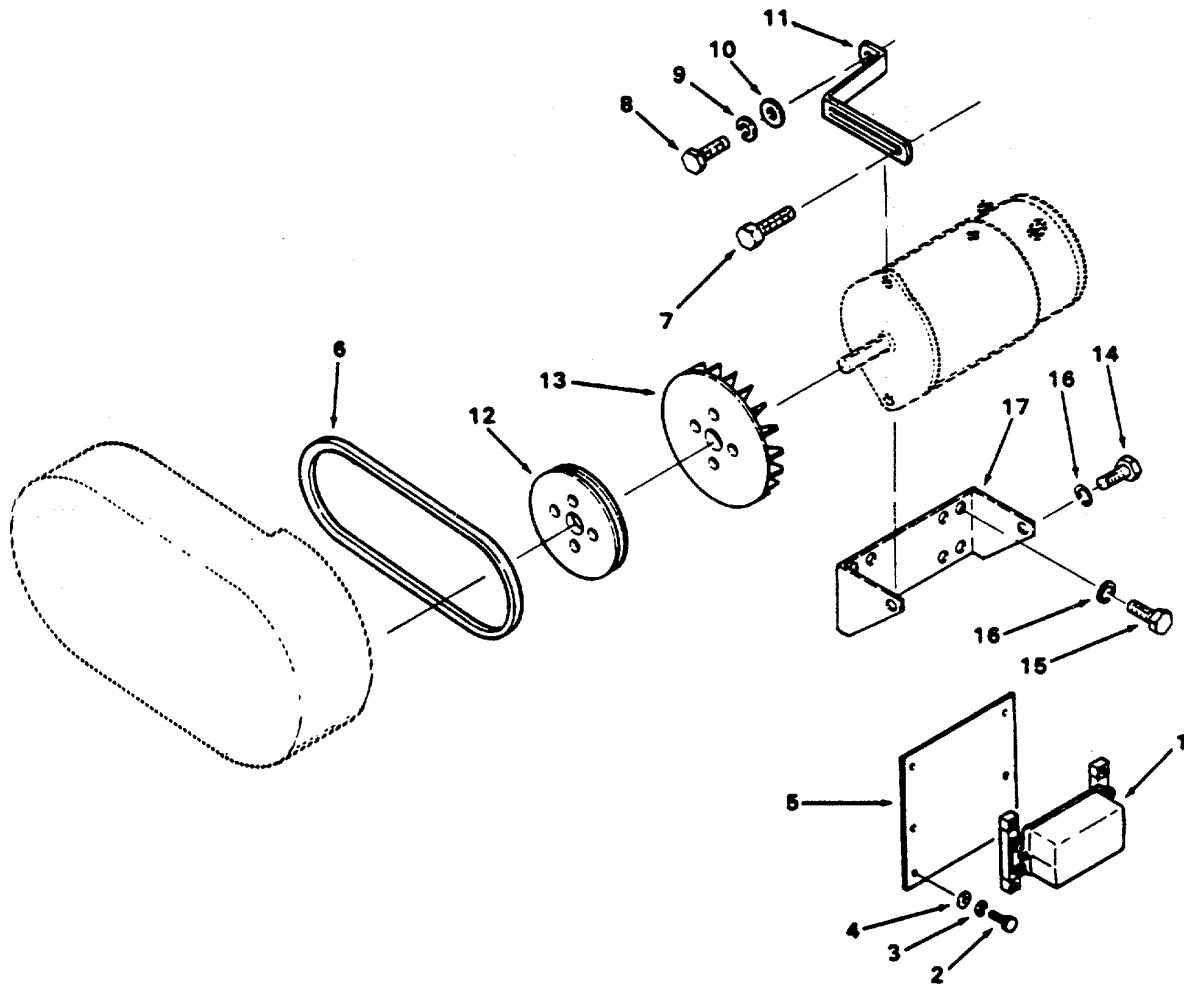


Figure 119. Generator and Regulator Mounting

SECTION II

TM 55-1905-219-34P-1

(1) ITEM NO	(2) SMR CODE	(3) CAGEC	(4) PART NUMBER	(5) DESCRIPTION AND USABLE ON CODES(UOC)	(6) QTY
				GROUP 02 ELECTRIC POWER GENERATOR AND DISTRIBUTION	
				FIG. 119 GENERATOR AND REGULATOR MOUNTING	
1	XDCZZ	16764	1118955	.REGULATOR VOLTAGE	1
2	PACZZ	96906	MS90728-89	.SCREW, CAP, HEXAGON H	2
3	PACZZ	96906	MS35338-47	.WASHER, LOCK	2
4	PACZZ	96906	MS15795-815	.WASHER, FLAT	2
5	XDCZZ	61928	5185708	.PLATE VOLTAGE	1
6	PACZZ	24161	596TG	.BELT, V	1
7	PACZZ	96906	MS90728-62	.SCREW, CAP, HEXAGON H	1
8	PACZZ	96906	MS90728-34	.BOLT, MACHINE	1
9	XDCZZ	96906	MS35338-45	.WASHER, LOCK	1
10	XDCZZ	61928	5150230	.WASHER 3/8X1-3/16	1
11	XDCZZ	61928	5100346	.STRAP GENERATOR	1
12	XDCZZ	61928	5133559	.PULLEY GENERATOR	1
13	XDCZZ	61928	1866400	.IMPELLER, FAN, CENTRI	1
14	PACZZ	96904	MS90728-91	.SCREW, CAP, HEXAGON H	1
15	PACZZ	96906	MS90728-87	.SCREW, CAP, HEXAGON H	1
16	PACZZ	96906	MS35338-47	.WASHER, LOCK	2
17	XDCZZ	72582	5100348	.BRACKET GENERATOR	1

END OF FIGURE

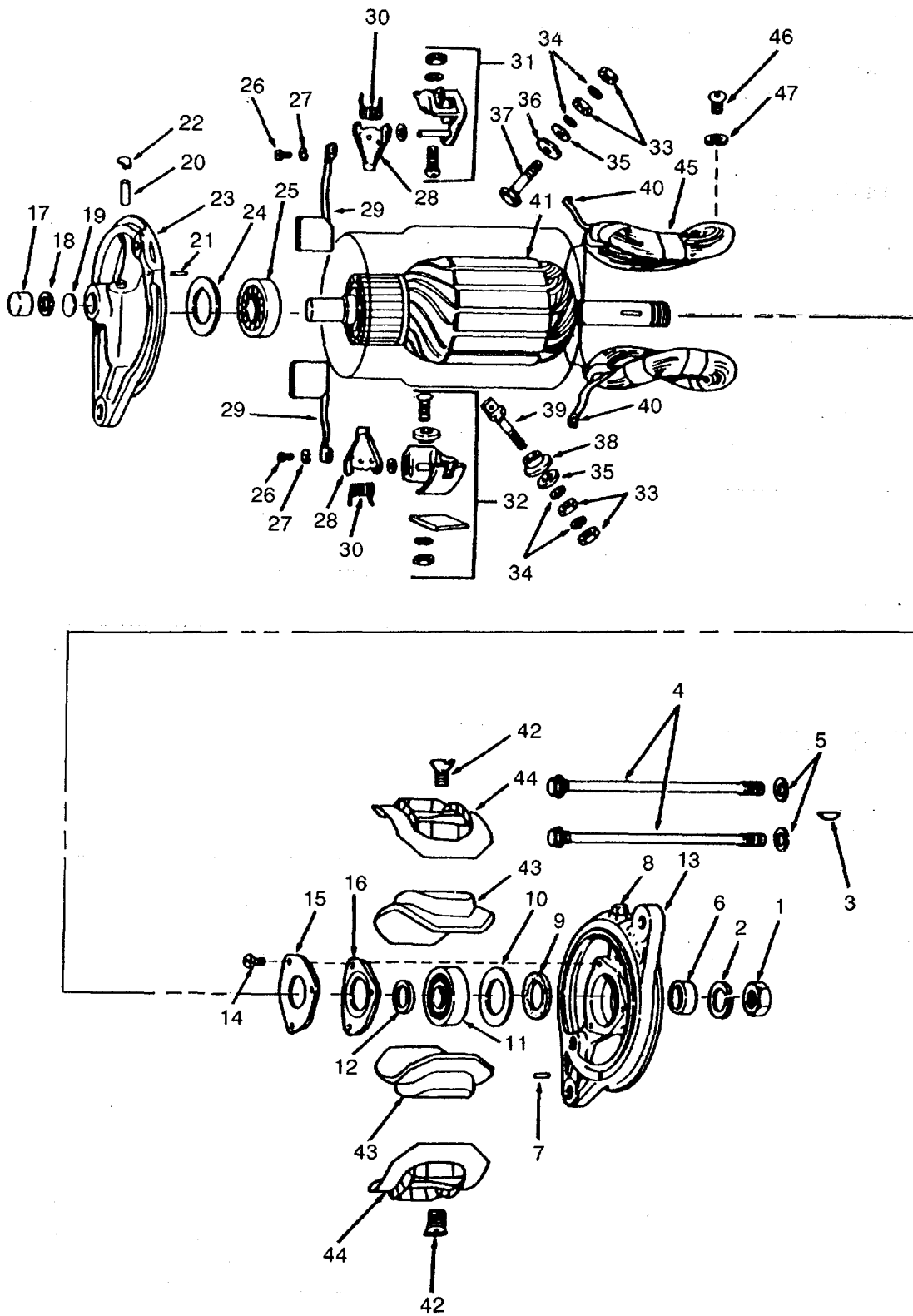


Figure 120. 12-Volt Generator.

SECTION II

TM 55-1905-219-34P-1

(1) ITEM NO	(2) SMR CODE	(3) CAGEC	(4) PART NUMBER	(5) DESCRIPTION AND USABLE ON CODES(UOC)	(6) QTY
GROUP 02 ELECTRIC POWER GENERATOR AND DISTRIBUTION					
FIG. 120 12-VOLT GENERTOR					
	PACZZ	61928	1102287	..GENERATOR, ENGINE AC	1
1	PACZZ	24617	1915172	..NUT, PLAIN, HEXAGON	1
2	XDCZZ	61928	1915265	..WASHER LOCK	1
3	XDCZZ	61928	124545	..KEY WOODRUFF DRIVE	1
4	XDCZZ	61928	809763	..BOLT THROUGH	2
5	XDCZZ	96906	MS35338-45	..WASHER, LOCK.....	2
6	XDCZZ	61928	1858603	..SPACER, SLEEVE	1
7	XDCZZ	61928	809593	..PIN DOWEL DRIVE END	1
8	PACZZ	16764	125609	..CUP, OIL, LUBRICATING	1
9	XDCZZ	61928	809961	..WASHER, FLAT	1
10	XDCZZ	61928	819104	..PLATE FELT RETAINER.....	1
11	PACZZ	72582	954378	..BEARING, BALL, ANNULA.....	1
12	XDCZZ	61928	809945	..WASHER SPACE INSIDE	1
13	XDCZZ	61928	1953882	..FRAME DRIVE END	1
14	XDCZZ	61928	1914580	..SETSCREW...	3
15	XDCZZ	61928	1911263	..PLATE RETAINER	1
16	PACZZ	24617	1912008	..GASKET.....	1
17	XDCZZ	61928	809960	..CUP FELT RETAINER	1
18	XDCZZ	61928	815042	..WASHER FELT.....	1
19	XDCZZ	61928	1948326	..PLUG EXPANSION	1
20	XDCZZ	61928	823551	..PLUG FELT OIL.....	1
21	XDCZZ	61928	809062	..PIN DOWEL	1
22	PACZZ	16764	125609	..CUP, OIL, LUBRICATING	1
23	XDCZZ	61928	1953880	..FRAME COMMUTATOR..	1
24	XDCZZ	61928	1929959	..RING BEARING	1
25	PACZZ	24617	904751	..BEARING, BALL, ANNULA.....	1
26	XDCZZ	61928	453460	..SCREW BRUSH LEAD.....	2
27	XDCZZ	61928	456413	..WASHER LOCK BRUSH	2
28	XDCZZ	61928	1878183	..ARM BRUSH	2
29	PACZZ	16764	1932506	..BRUSH, ELECTRICAL CO	2
30	PACZZ	24617	1916324	..SPRING, HELICAL, TORS.	2
31	XDCZZ	61928	1925378	..HOLDER GROUND BRUSH	1
32	XDCZZ	61928	1925379	..HOLDER BRUSH...	1
33	XDCZZ	61928	121743	..NUT TERMINAL STUD	4
34	XDCZZ	61928	1914579	..WASHER LOCK	4
35	XDCZZ	61928	826319	..WASHER FLAIN	2
36	XDCZZ	61928	1858753	..WASHER, FLAT	1
37	XDCZZ	61928	1858749	..STUD F TERMINAL.....	1
38	XDCZZ	61928	1921362	..BUSHING INSULATED A	1
39	XDCZZ	61928	1923284	..STUD A TERMINAL.....	1
40	XDCZZ	61928	200382'	..CLIP TERMINAL TO	2
41	XDCHH	61928	1957094	..ARMATURE GENERATOR	1
42	XDCZZ	61928	1913960	..SCREW POLE SHOE.....	2
43	XDCZZ	61928	1939902	..SHOE POLE.....	2
44	XDCZZ	61928	1912073	..INSULATOR FIELD	2
45	XDCZZ	61928	1922701	..COIL ASSEMBLY FIELD.....	1
46	XDCZZ	61928	225577	..SCREW FIELD FRAME	2

SECTION II

TM 55-1905-219-34P-1

(1) ITEM NO	(2) SMR CODE	(3) CAGEC	(4) PART NUMBER	(5) DESCRIPTION AND USABLE ON CODES(UOC)	(6) QTY
47	XDCZZ	96906	MS35338-46	..WASHER LOCK	2

END OF FIGURE

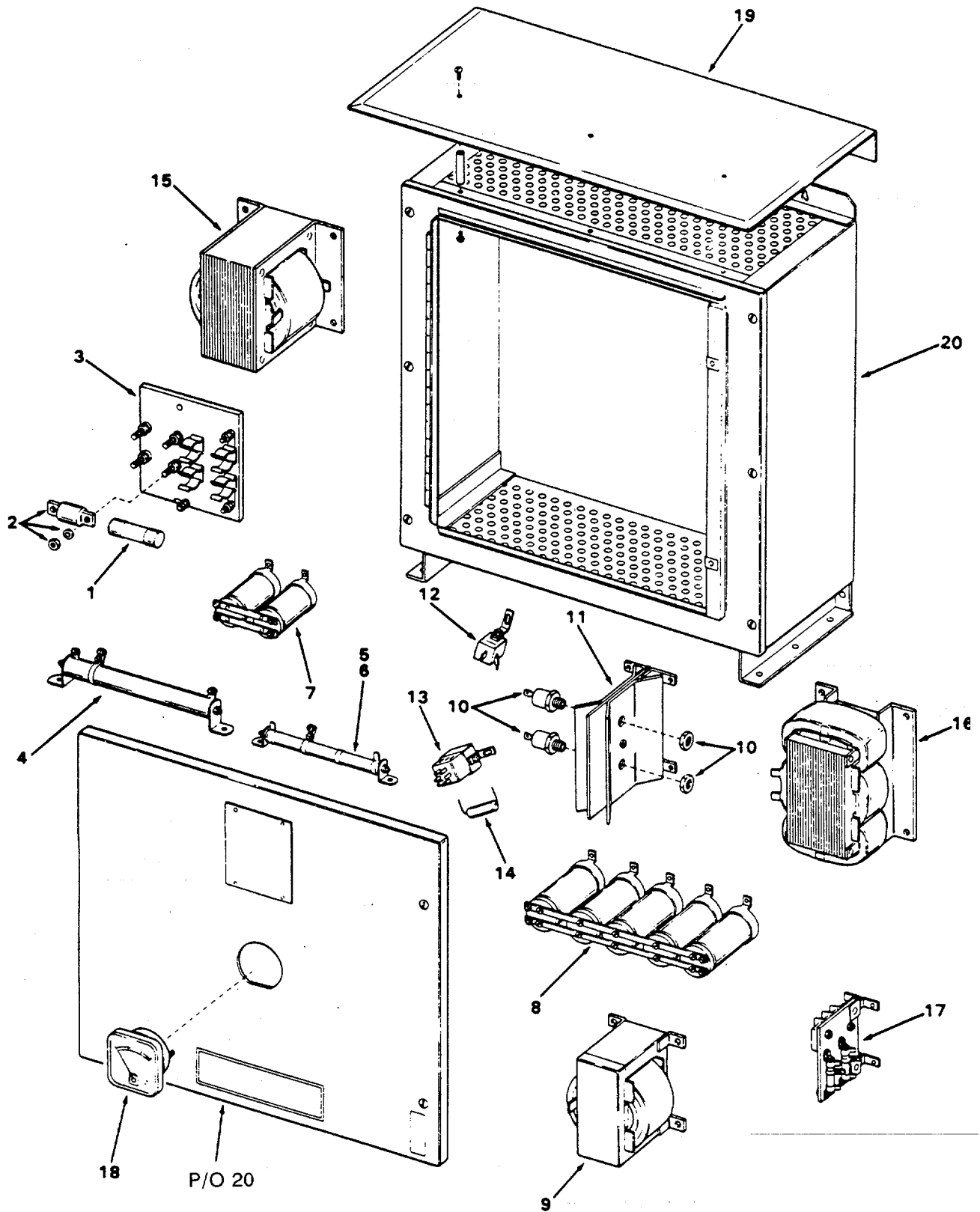


Figure 121. 24-VDC Rectifier.

SECTION II

TM 55-1905-219-34P-1

(1) ITEM NO	(2) SMR CODE	(3) CAGEC	(4) PART NUMBER	(5) DESCRIPTION AND USABLE ON CODES(UOC)	(6) QTY
				GROUP 02 ELECTRIC POWER GENERATOR AND DISTRIBUTION	
				FIG. 121 24-VOLT VOC RECTIFIER AND LINER	
	PAHZZ	92731	A40F-60-24V-A1 C ONSTAVOLT	CHARGER, BATTERY	1
1	XDCZZ	92731	P8-45	.FUSE, CARTRIDGE	2
2	PACZZ	13499	264-0917-590	.FUSE, CARTRIDGE	2
3	XDCZZ	92731	TL-108-G3D	.BOARD ASSE MBL Y	1
4	PAHZZ	44655	1358	.RESISTOR, ADJUSTABLE	1
5	XDHZZ	35454	D50-75	.RESISTOR, ADJUSTABLE	1
6	PAHZZ	92731	P6-25-100A	.RESISTOR, FIXED, FILM	1
7	PAHZZ	90201	CG103U0500W3C3PH	.CAPACITOR, FIXED, ELE.....	2
8	PAHZZ	92731	P67-A50-9.8K	.CAPACITOR, FIXED, ELE.....	5
9	PAHZZ	92731	A3-F1-2C	.REACTOR	1
10	PAHZZ	81483	150L20	.SEMICONDUCTOR DEVIC INCLUDES.....	2
				ATTACHING HARD WARE	
11	XDHZZ	92731	AS16-2	.HEAT SINK, ELECTRICA.....	1
12	PAHZZ	51589	S488	.ABSORBER, OVERVOLTAG	1
13	PAHZZ	76854	WU115A21087	.RELAY, ELECTROMAGNET.....	1
14	XDHZZ	92731	P67-1400-01	.CAPACITOR, ELECTRICA.....	1
15	PAHZZ	92731	A1-G2-3D	.TRANSFORMER.....	1
16	PAHZZ	92731	A2-G4-3D	.REACTOR, ASSEMBLY	1
17	PACZO	92731	AC1-AI-1	.PANEL, POWER DISTRIB.	1
18	PACZZ	92731	P3-75	.AMMETER	1
19	XDHZZ	92731	P-96-D	.DRIPSHIELD.....	1
20	XDHZZ	92731	P-96	.ENCLOSURE CASE NO 6 INCLUDES	1
				FRONT COVER	

END OF FIGURE

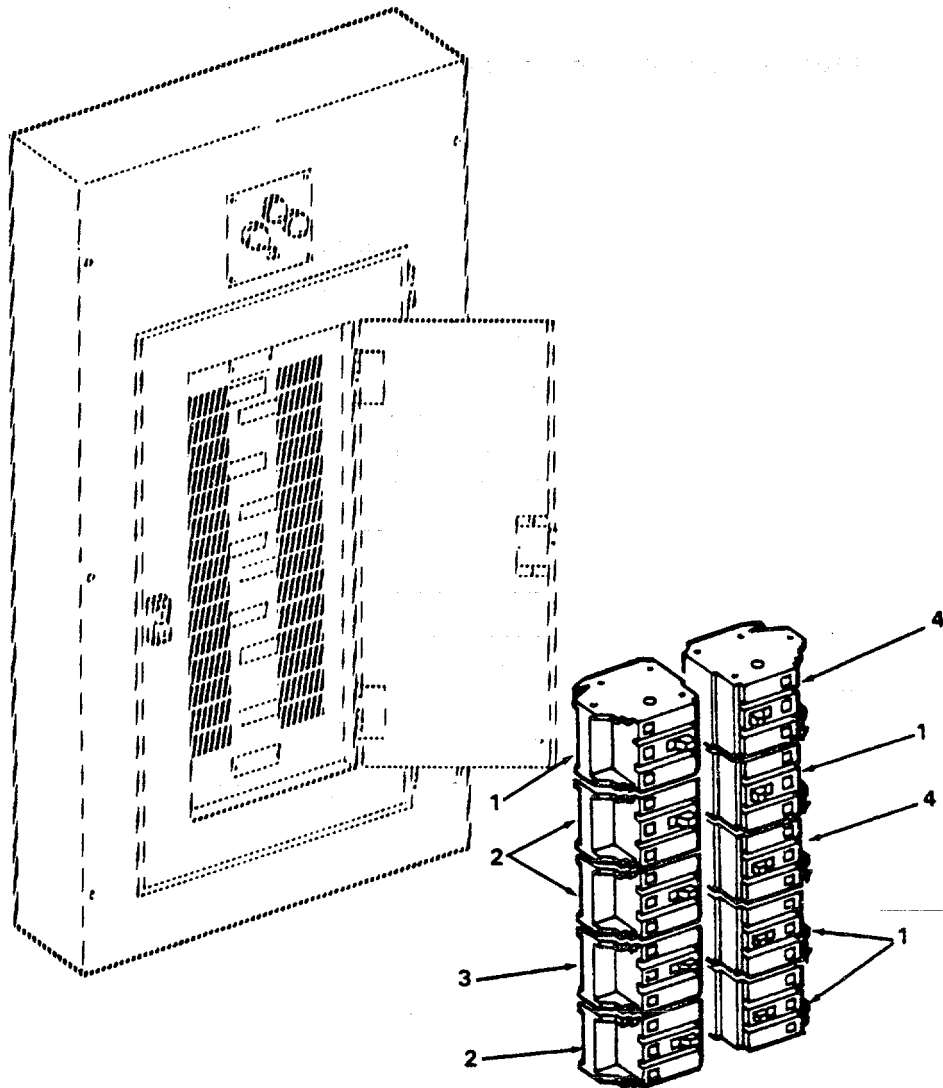


Figure 122. Circuit Breaker Panel L-100.

SECTION II

TM 55-1905-219-34P-1

(1)	(2)	(3)	(4)	(5)	(6)
ITEM	SMR	CAGEC	PART	DESCRIPTION AND USABLE ON CODES(UOC)	QTY
NO	CODE		NUMBER		

GROUP 02 ELECTRIC POWER GENERATOR AND DISTRIBUTION

FIG. 122 CIRCUIT BREAKER PANELS L-100

	XDHZZ	53157	L-100	PANEL LIGHTING	1
1	PACZZ	15605	CH330	.CIRCUIT BREAKER	4
2	PACZZ	55841	CH315	.CIRCUIT BREAKER	3
3	PACZZ	27192	CH325	.CIRCUIT BREAKER	1
4	PACZZ	27192	CH320	.CIRCUIT BREAKER	2

END OF FIGURE

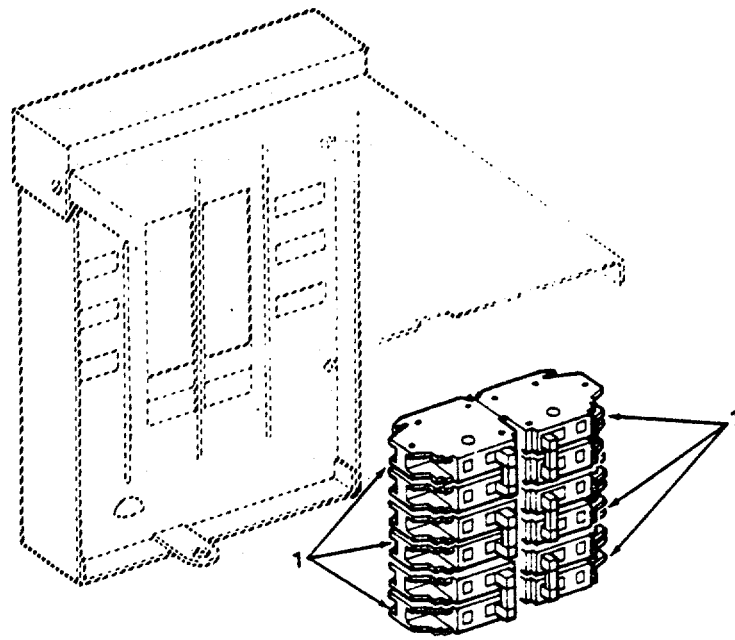


Figure 123. Circuit Breaker panel L-101.

SECTION II

TM 55-1905-219-34P-1

(1) ITEM NO	(2) SMR CODE	(3) CAGEC	(4) PART NUMBER	(5) DESCRIPTION AND USABLE ON CODES(UOC)	(6) QTY
				GROUP 02 ELECTRIC POWER GENERATOR AND DISTRIBUTION	
				FIG. 123 CIRCUIT BREAKER PANEL L-101	
	XDHZZ	53157	L-101	PANEL LIGHTING	1
1	PACZZ	55841	CH215	.CIRCUIT BREAKER, 15	6

END OF FIGURE

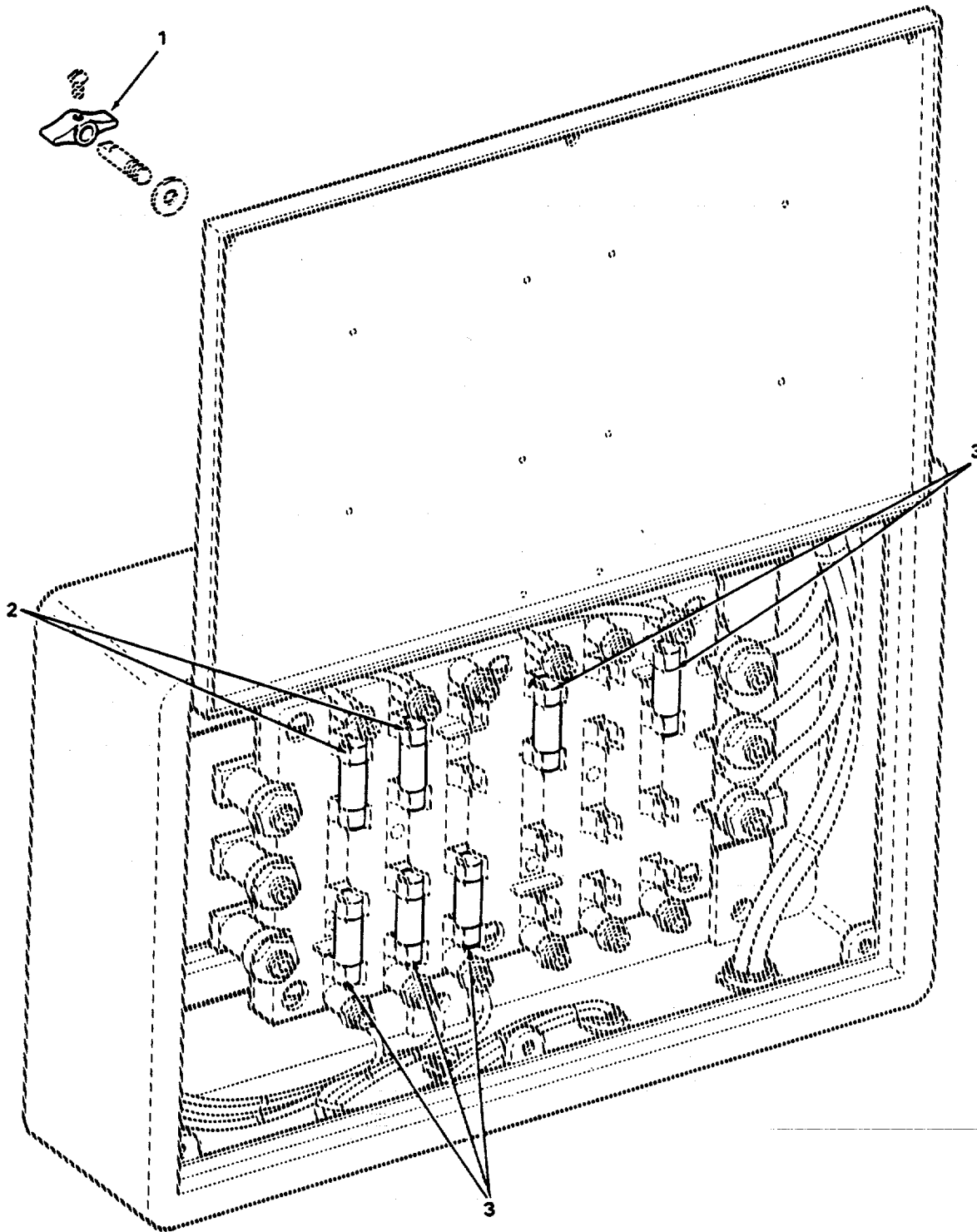


Figure 124. Fuse Panel L-103.

SECTION II

TM 55-1905-219-34P-1

(1) ITEM NO	(2) SMR CODE	(3) CAGEC	(4) PART NUMBER	(5) DESCRIPTION AND USABLE ON CODES(UOC)	(6) QTY
				GROUP 02 ELECTRIC POWER GENERATOR AND DISTRIBUTION	
				FIG. 124 FUSE PANEL L-103	
	XDHZZ	53157	L-103	PANEL FUSE SYM 544	1
1	XDCZZ	80064	S74031-57	.HANDLE COVER	1
2	PACZZ	81349	F15B250V20A	.FUSE, CARTRIDGE ..	2
3	PACZZ	81349	F15B250V15A	.FUSE, CARTRIDGE ..	5

END OF FIGURE

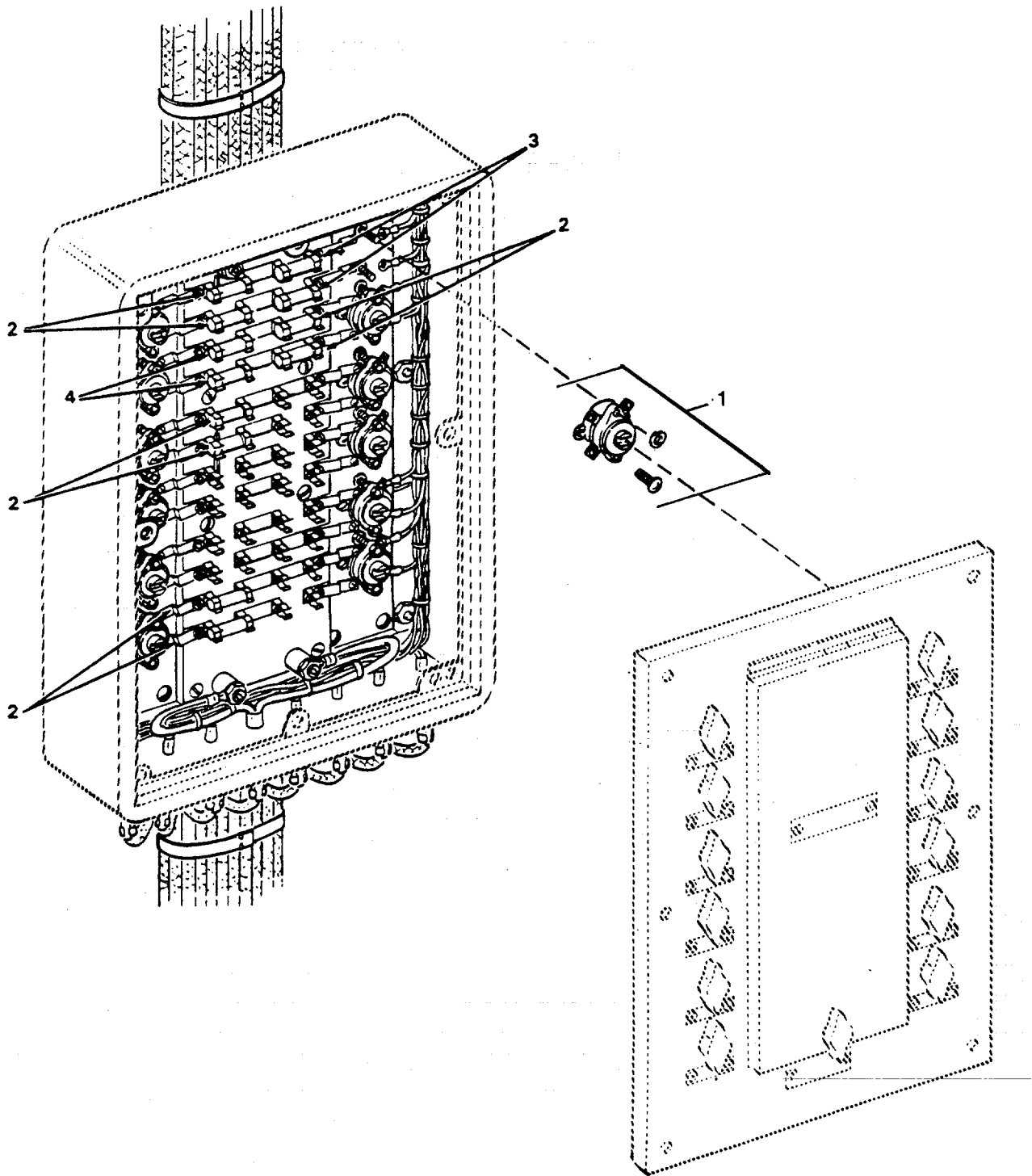


Figure 125. Interior Communications Fuse Panel 2L-103.

SECTION II

TM 55-1905-219-34P-1

(1) ITEM NO	(2) SMR CODE	(3) CAGEC	(4) PART NUMBER	(5) DESCRIPTION AND USABLE ON CODES(UOC)	(6) QTY
				GROUP 02 ELECTRIC POWER GENERATOR AND DISTRIBUTION	
				FIG. 125 INTERIOR COMMUNICATIONS FUSE PANEL 2L-103	
	XDHZZ	53157	2L-103	PANEL IC FUSE	1
1	PACZZ	81349	1SR2A4	.SWITCH, ROTARY INCLUDES ATTACHING HARDWARE	12
2	PACZZ	81349	F15B250V20A	.FUSE, CARTRIDGE	8
3	PACZZ	81349	F15B250V15A	.FUSE, CARTRIDGE	2
4	PACZZ	81349	F15B250V30A	.FUSE, CARTRIDGE	2

END OF FIGURE

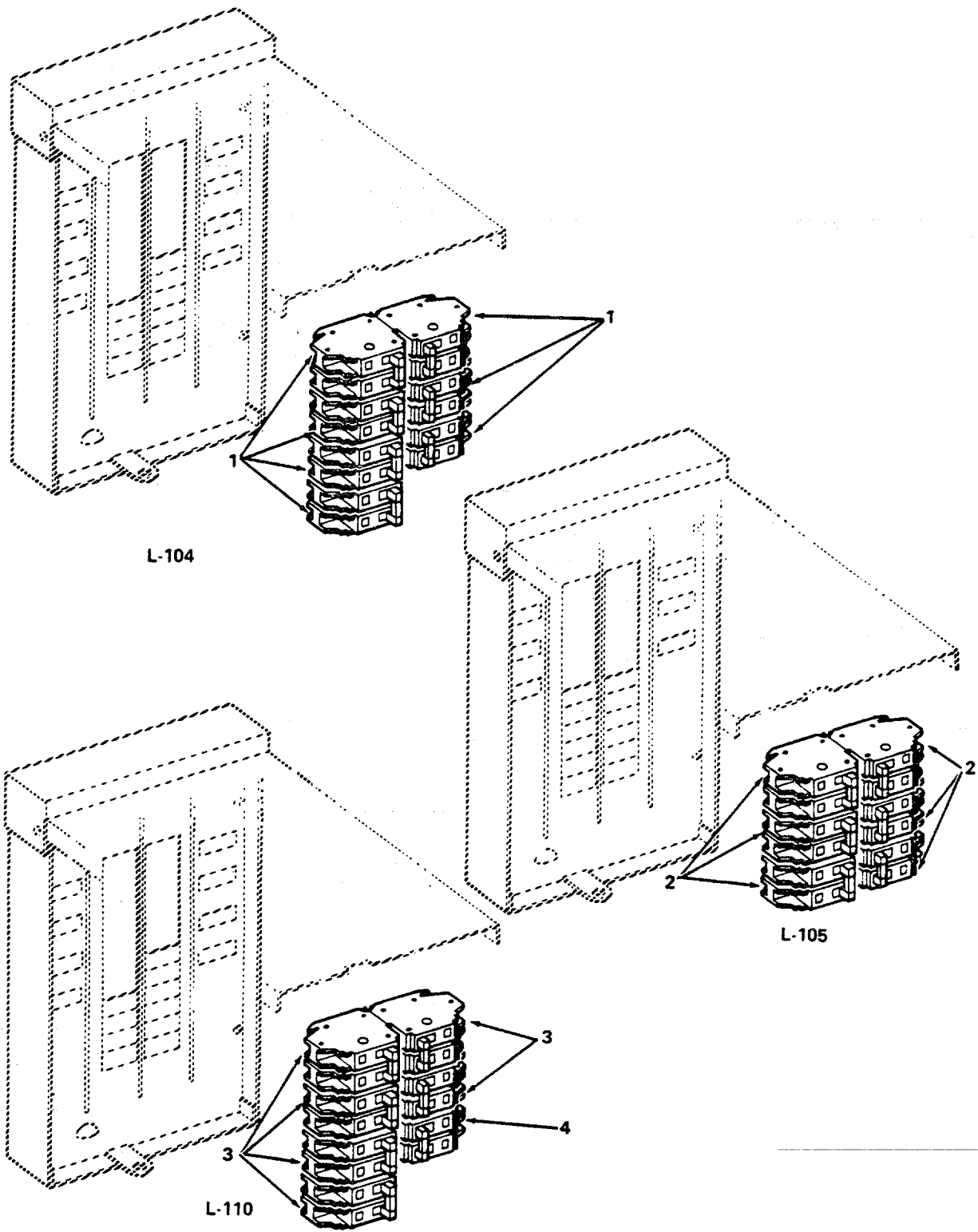


Figure 126. Circuit Breaker Panels L-104, L-105, and L-110.

SECTION II

TM 55-1905-219-34P-1

(1) ITEM NO	(2) SMR CODE	(3) FSCM	(4) PART NUMBER	(5) DESCRIPTION AND USABLE ON CODES(UOC)	(6) QTY
				GROUP 02 ELECTRIC POWER GENERATOR AND DISTRIBUTION	
				FIG. 126 CIRCUIT BREAKER PANELS L-104, L-105 AND L-110	
	XDHZZ	53157	L-104	PANEL LIGHTING	1
1	PACZZ	55841	CH215	.CIRCUIT BREAKER, 15	7
	XDHZZ	53157	L-105	PANEL LIGHTING	1
2	PACZZ	55841	CH215	.CIRCUIT BREAKER, 15	6
	XDHZZ	53157	L-110	PANEL LIGHTING	1
3	PACZZ	55841	CH215	.CIRCUIT BREAKER, 15	6
4	PACZZ	81349	WC375/06-002	.CIRCUIT BREAKER	1

END OF FIGURE

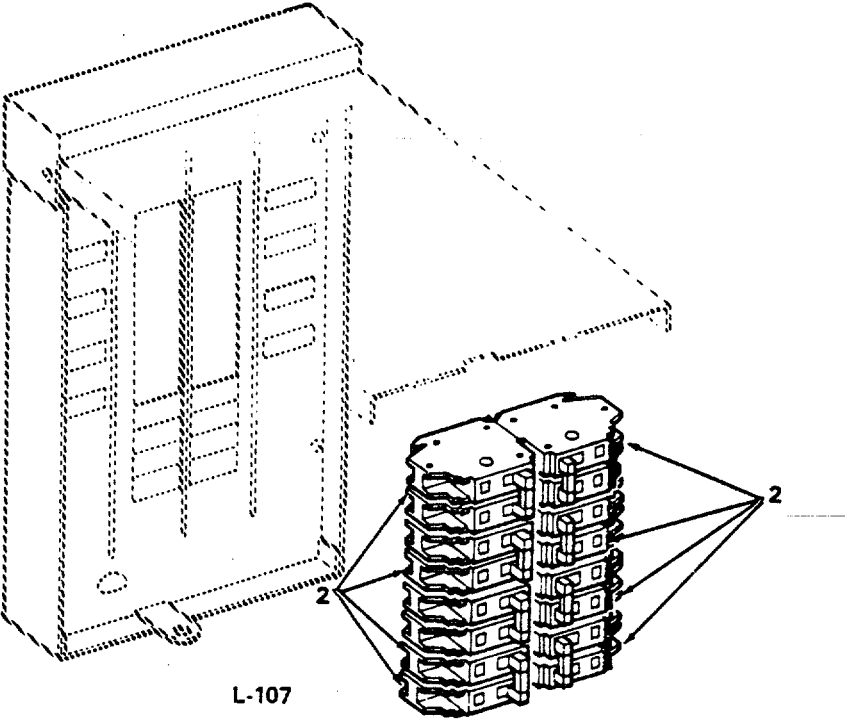
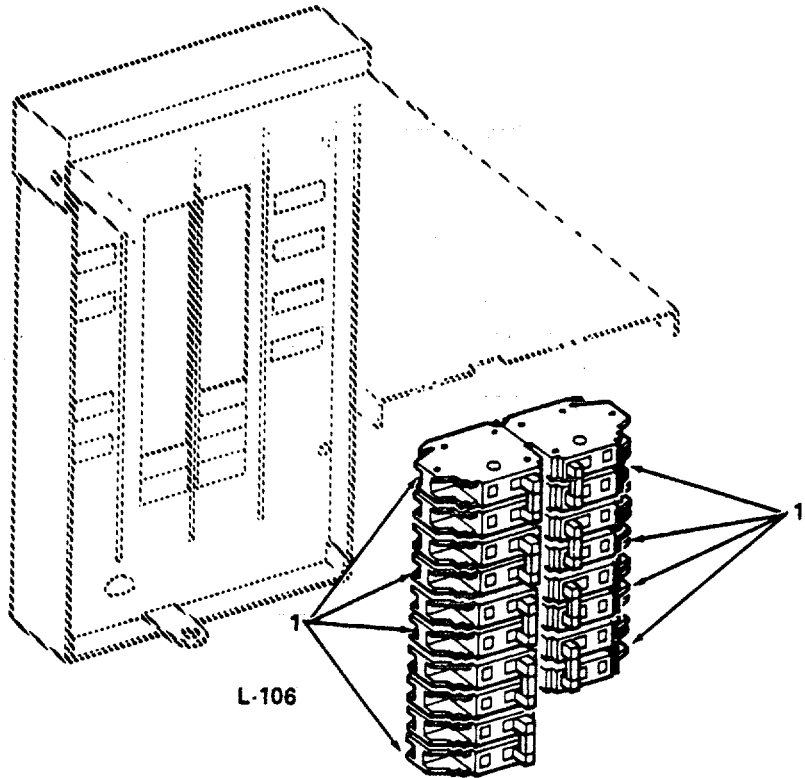


Figure 127. Circuit Breaker Panels L-106 and L-107.

SECTION II

TM 55-1905-219-34P-1

(1) ITEM NO	(2) SMR CODE	(3) CAGEC	(4) PART NUMBER	(5) DESCRIPTION AND USABLE ON CODES(UOC)	(6) QTY
-------------------	--------------------	--------------	-----------------------	---	------------

GROUP 02 ELECTRIC POWER GENERATOR
AND DISTRIBUTION

FIG. 127 CIRCUIT BREAKER PANELS
L-106 AND L-107

	XDHZZ	53157	L-106	PANEL LIGHTING	1
1	PACZZ	55841	CH215	.CIRCUIT BREAKER, 15	9
	XDCZZ	53157	L-107	PANEL LIGHTING	1
2	PACZZ	55841	CH215	.CIRCUIT BREAKER, 15	8

END OF FIGURE

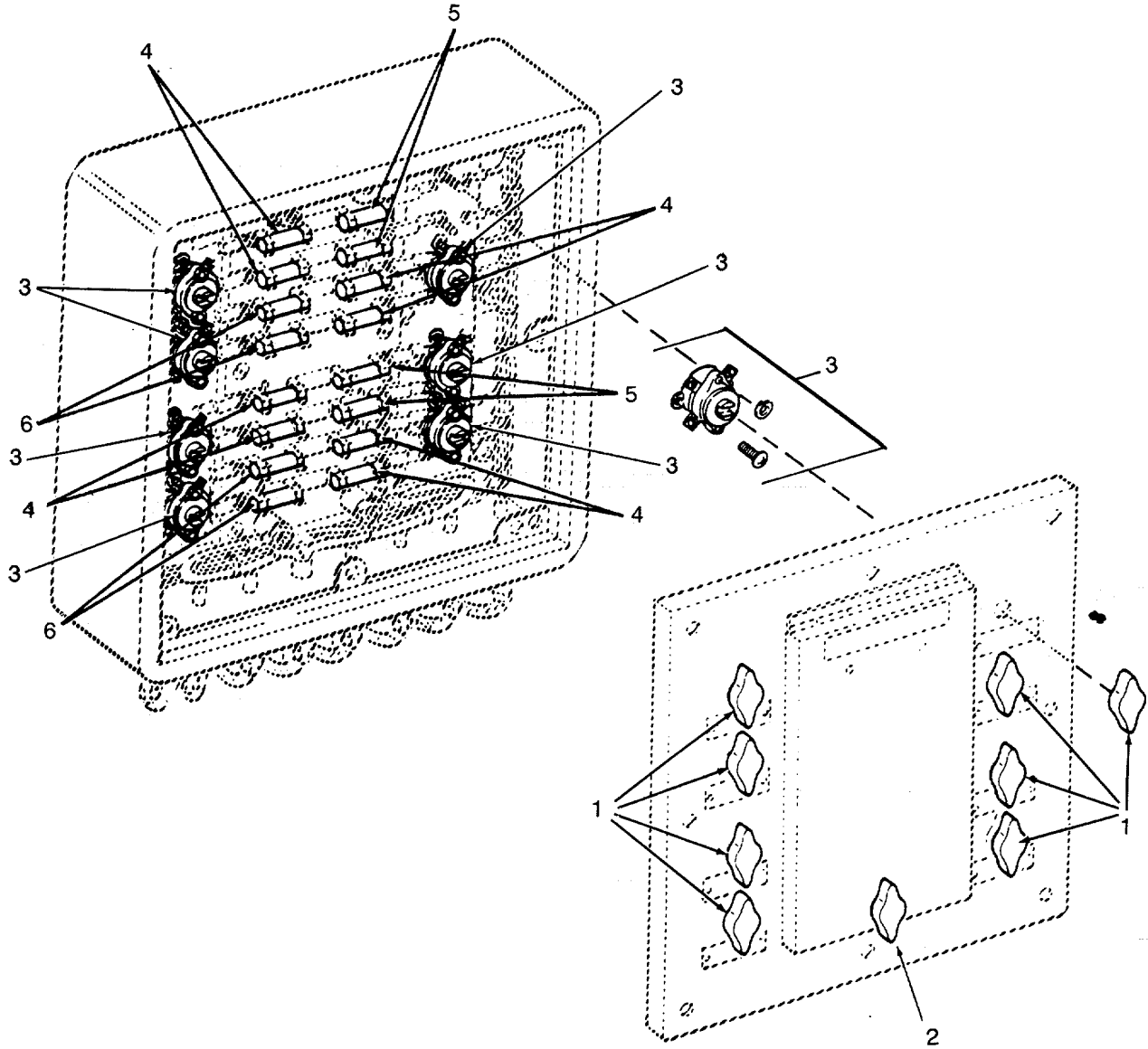


Figure 128. Galley Fuse Panel L-108.

SECTION II

TM 55-1905-219-34P-1

(1) ITEM NO	(2) SMR CODE	(3) CAGEC	(4) PART NUMBER	(5) DESCRIPTION AND USABLE ON CODES(UOC)	(6) QTY
				GROUP 02 ELECTRIC POWER GENERATOR AND DISTRIBUTION	
				FIG. 128 GALLEY FUSE PANEL L-108	
	XDHZZ	53157	L-108	PANEL POWER	1
1	XDCZZ	80064	S74000-1	.HANDLE SWITCH	8
2	XDCZZ	80064	5212-L-23	.HANDLE COVER	1
3	PACZZ	81349	1SR2A4	.SWITCH, ROTARY INCLUDES ATTACHING HARDWARE	8
4	PACZZ	81349	F15B25OV10A	.FUSE, CARTRIDGE	8
5	PACZZ	81349	F15B250V15A	FUSE, CARTRIDGE	4
6	PACZZ	81349	F15B250V20A	.FUSE, CARTRIDGE	4

END OF FIGURE

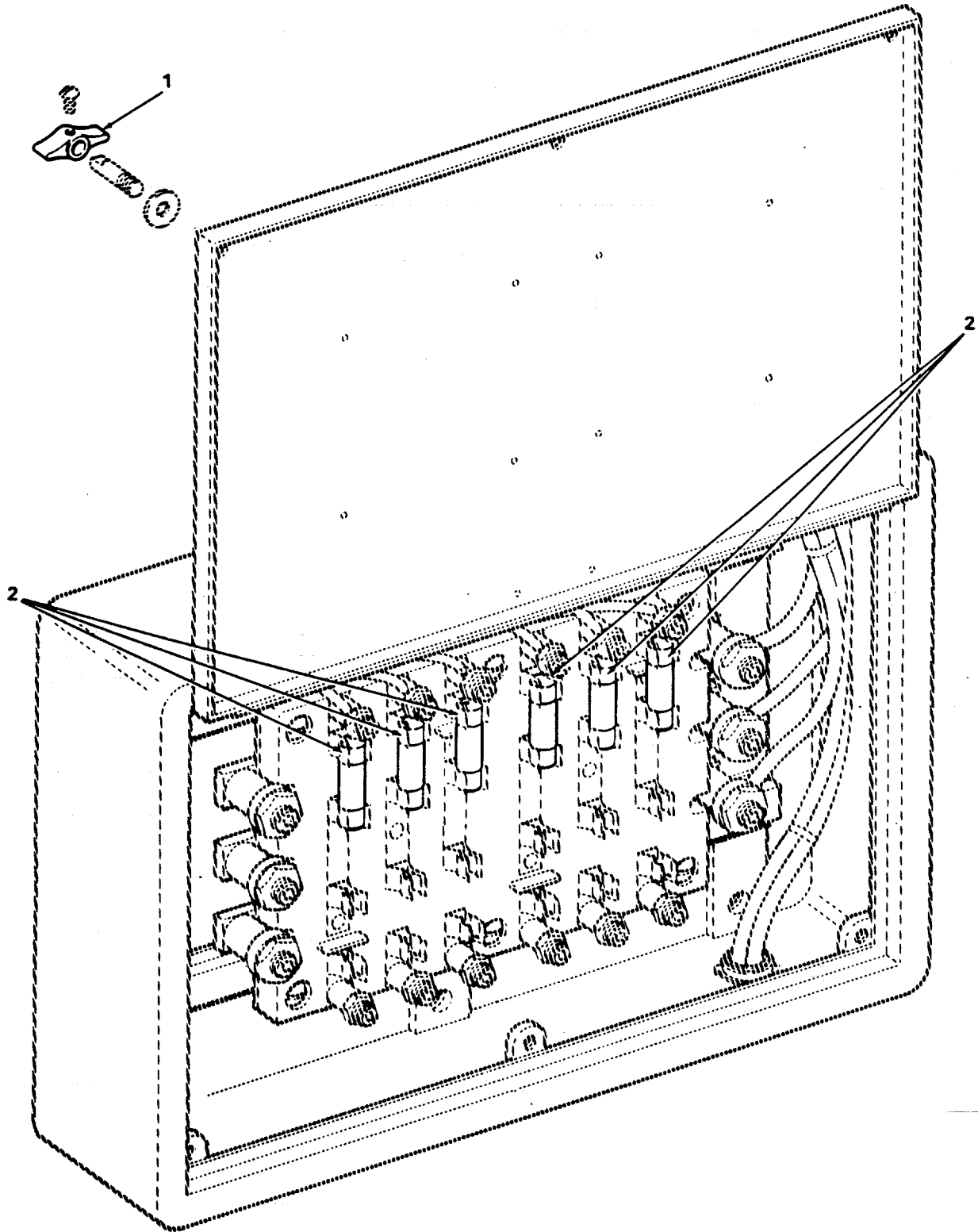


Figure 129. Fuse Panel P-401.

SECTION II

TM 55-1905-219-34P-1

(1)	(2)	(3)	(4)	(5)	(6)
ITEM	SMR		PART		
NO	CODE	CAGEC	NUMBER	DESCRIPTION AND USABLE ON CODES(UOC)	QTY

GROUP 02 ELECTRIC POWER GENERATOR
AND DISTRIBUTION

FIG. 129 FUSE PANEL P-402

	XDHZZ	53157	P-401	PANEL FUSE SYM 544.....	1
1	XDCZZ	80064	S74031-57	.HANDLE COVER.....	1
2	PACZZ	81349	F15B250V30A	.FUSE, CARTRIDGE	6

END OF FIGURE

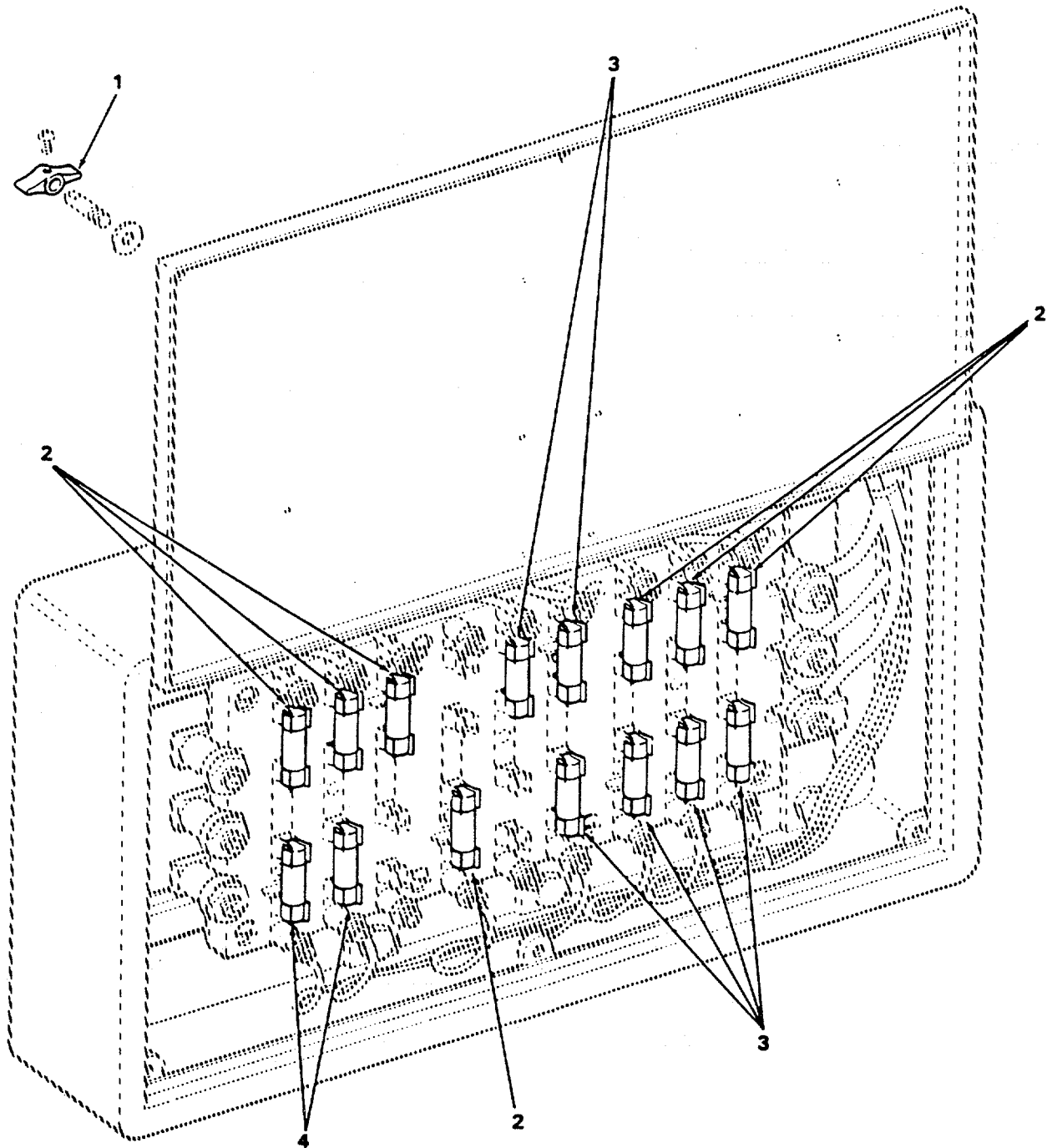


Figure 130. Fuse Panel P-409.

SECTION II

TM 55-1905-219-34P-1

(1) ITEM NO	(2) SMR CODE	(3) CAGEC	(4) PART NUMBER	(5) DESCRIPTION AND USABLE ON CODES(UOC)	(6) QTY
				GROUP 02 ELECTRIC POWER GENERATOR AND DISTRIBUTION	
				FIG. 130 PISTONS, CONNECTING RODS AND LINER	
	XDFZZ	53157	P-409	PANEL FUSE	1
1	XDCZZ	80064	S74031-57	.HANDLE COVER	1
2	PACZZ	81349	F15B250V30A	.FUSE, CARTRIDGE	7
3	PACZZ	81349	F15B250V25A	.FUSE, CARTRIDGE	6
4	PACZZ	81349	F15B250V20A	.FUSE, CARTRIDGE	2

END OF FIGURE

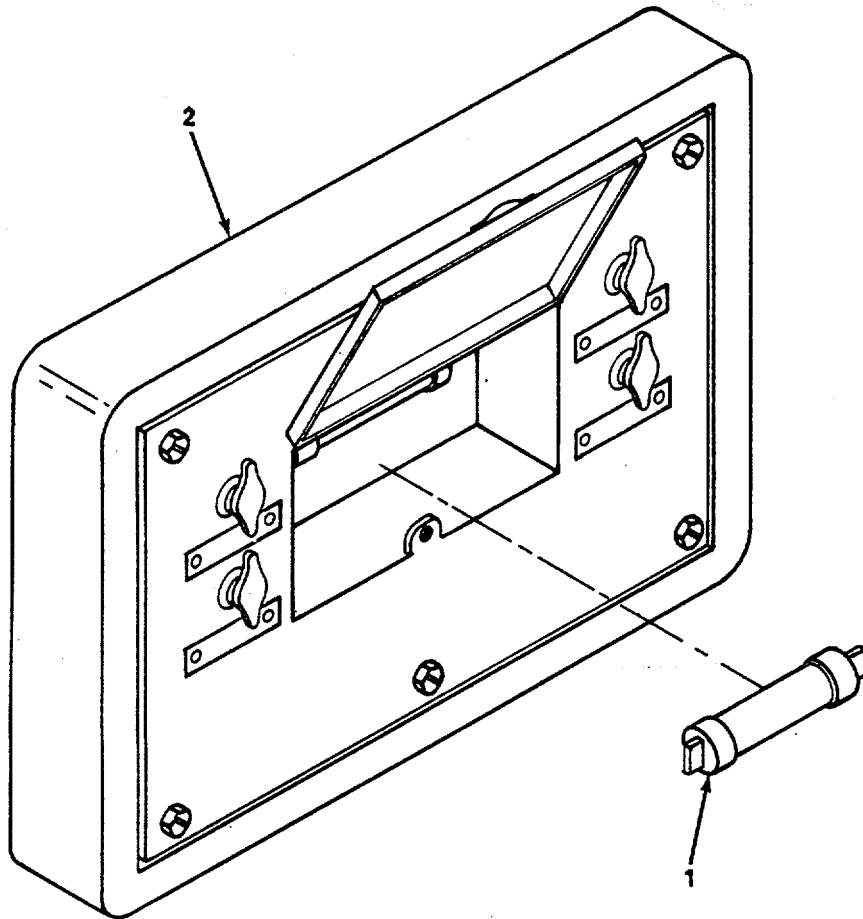


Figure 131. Fuse Panel P-024.

SECTION II

TM 55-1905-219-34P-1

(1)	(2)	(3)	(4)	(5)	(6)
ITEM	SMR	CAGEC	PART	DESCRIPTION AND USABLE ON CODES(UOC)	QTY
NO	CODE		NUMBER		

GROUP 02 ELECTRIC POWER GENERATOR
AND DISTRIBUTION

FIG. 131 FUSE PANEL P-024

1	PACZA	81349	F09A250VIOAS	FUSE, CARTRCE	2
2	PACZZ	7A280	SYM602	PANEL, FUSEP DISTRIB J4CKT, SWITCHED, P-024	1

END OF FIGURE

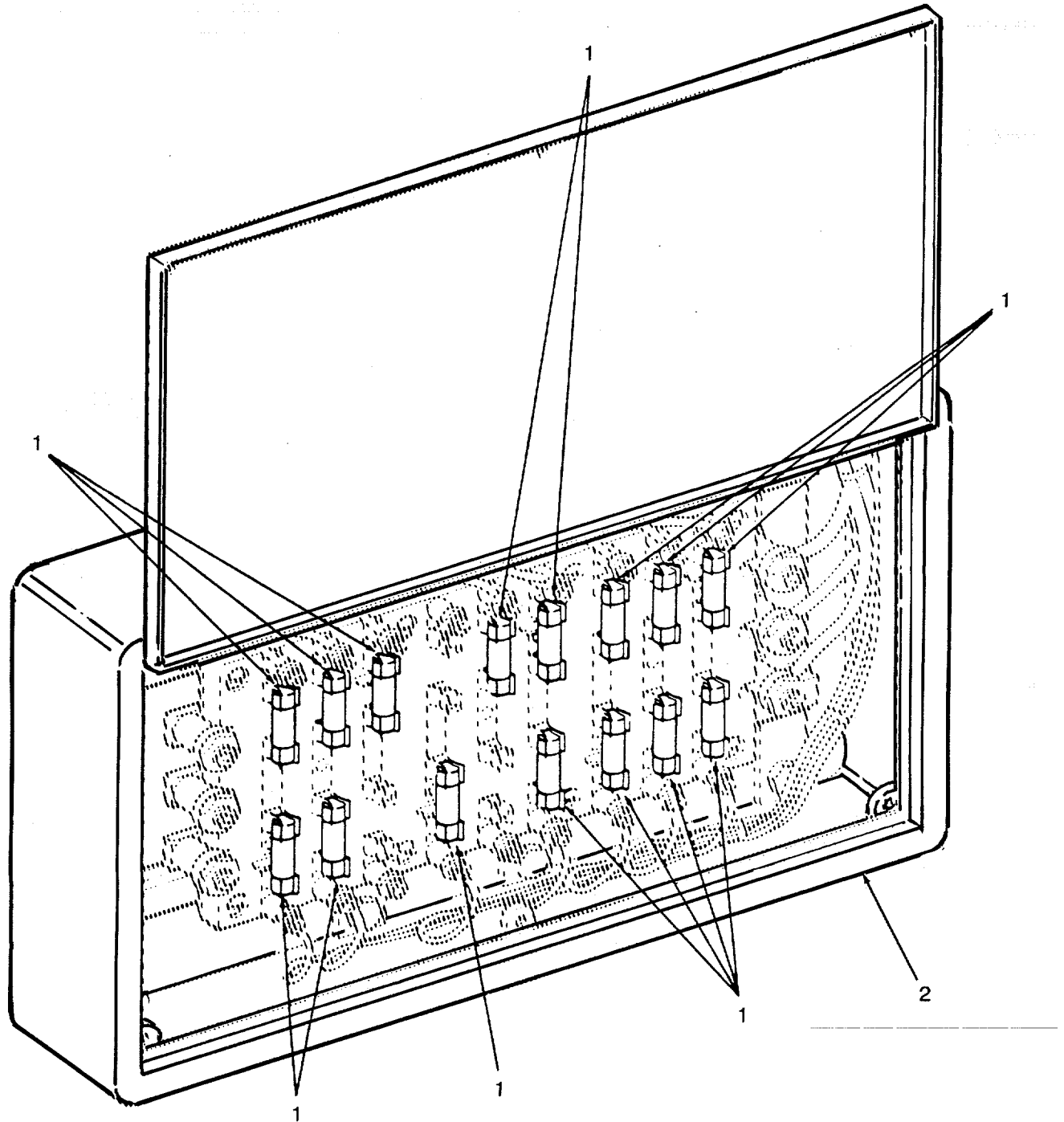


Figure 132. Alarm Distribution Panel.

SECTION II

TM 55-1905-219-34P-1

(1)	(2)	(3)	(4)	(5)	(6)
ITEM	SMR		PART		
NO	CODE	CAGEC	NUMBER	DESCRIPTION AND USABLE ON CODES(UOC)	QTY

GROUP 02 ELECTRIC POWER GENERATOR
AND DISTRIBUTION

FIG. 132 ALARM DISTRIBUTION PANEL

1	PACZA	81349	F09A250V2AS	FUSE, CARTRIDGE	24
2	PACZZ	7A280	SY601	PANEL, FUSED BRANCH 8NON-SWITCHED.	2

END OF FIGURE

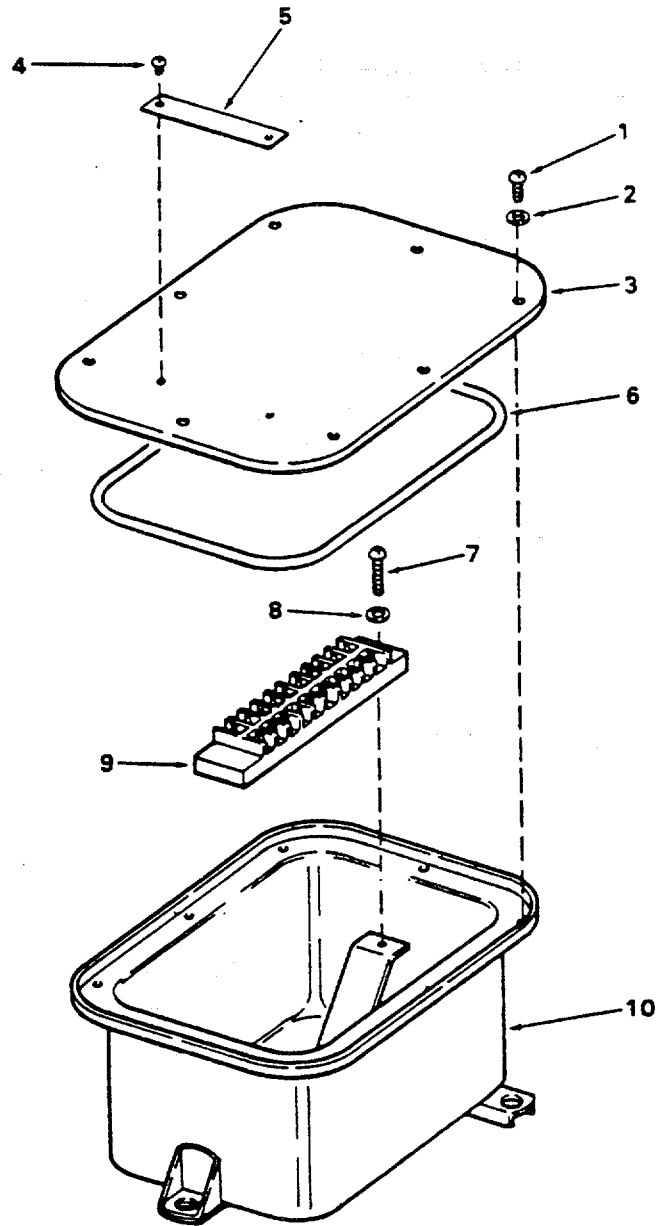


Figure 133. Terminal Box-Symbol 432.1.

SECTION II

TM55-1905-219-34P-1

(1) ITEM NO	(2) SMR CODE	(3) FSCM	(4) PART NUMBER	(5) DESCRIPTION AND USABLE ON CODES(UOC)	(6) QTY
				GROUP 02 ELECTRIC POWER GENERATOR AND DISTRIBUTION	
				FIG. 133 TERMINAL BOX-SYMBOL 432.1	
	XDCZZ	80064	S6202-74135-1	TERMINAL BOX	2
1	XDCZZ	80064	S6202-74135-3	.SCREW MACHINE RD.....	8
2	XDCZZ	80064	S6202-74135-4	.WASHER FLAT	8
3	XDCZZ	80064	S6202-74135-11	.COVER TERMINAL BOX	1
4	XDCZZ	80064	S6202-74135-8	.SCREW MACHINE RD.....	2
5	XDCZZ	80064	S6202-74135-7	.PLATE.....	1
6	PCCZZ	80064	9000S6202-74140P C11	.SEAL, NONMETALLIC RO.....	1
7	XDCZZ	80064	S6202-74135-5	.SCREW MACHINE RD.....	2
8	XDCZZ	80064	S6202-74135-6	.WASHER FLAT	2
9	XDCZZ	80064	S6202-74135-9	.BOARD TERMINAL.....	1
10	XDCZZ	80064	S6202-74135-10	.BOX TERMINAL	1

END OF FIGURE

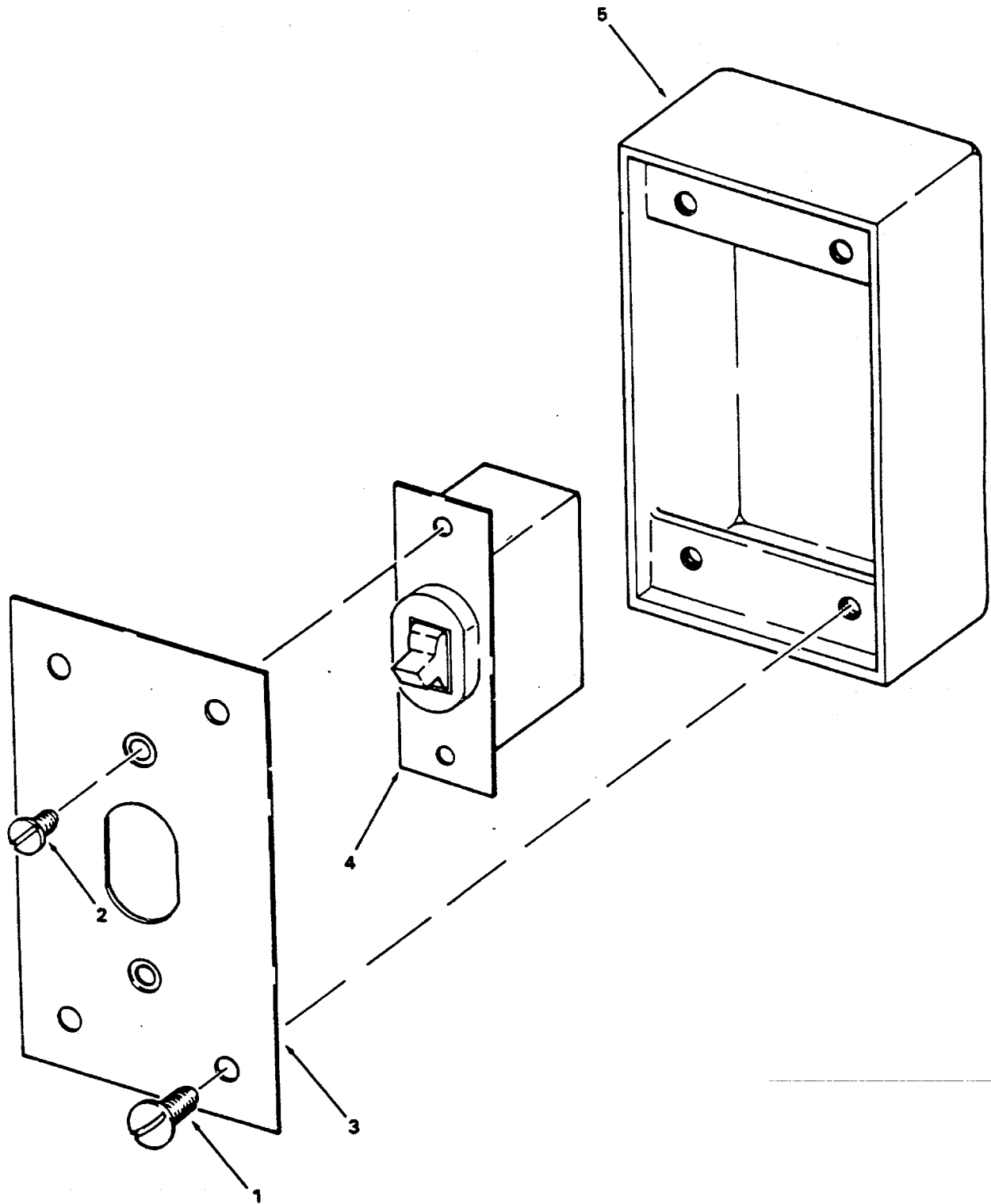


Figure 134. Toggle Switch

SECTION II

TM55-1905-219-34P-1

(1) ITEM NO	(2) SMR CODE	(3) FSCM	(4) PART NUMBER	(5) DESCRIPTION AND USABLE ON CODES(UOC)	(6) QTY
-------------------	--------------------	-------------	-----------------------	---	------------

GROUP 02 ELECTRIC POWER GENERATOR
AND DISTRIBUTION

FIG. 134 TOGGLE SWITCH

	PACZZ	78011	3162	SWITCH, TOGGLE	36
1	XDCZZ	78011	F07845-3	.SCREW MACHINE OVAL	4
2	XDCZZ	78011	F07845-5	.SCREW MACH FLAT HD	2
3	XDCZZ	78011	F07845-6	.COVER BAKELITE	1
4	PACZZ	76857	775	.SWITCH, SEARCH LIGHT	1
5	XDCZZ	78011	F08042	.BOX SWITCH BRASS	1

END OF FIGURE

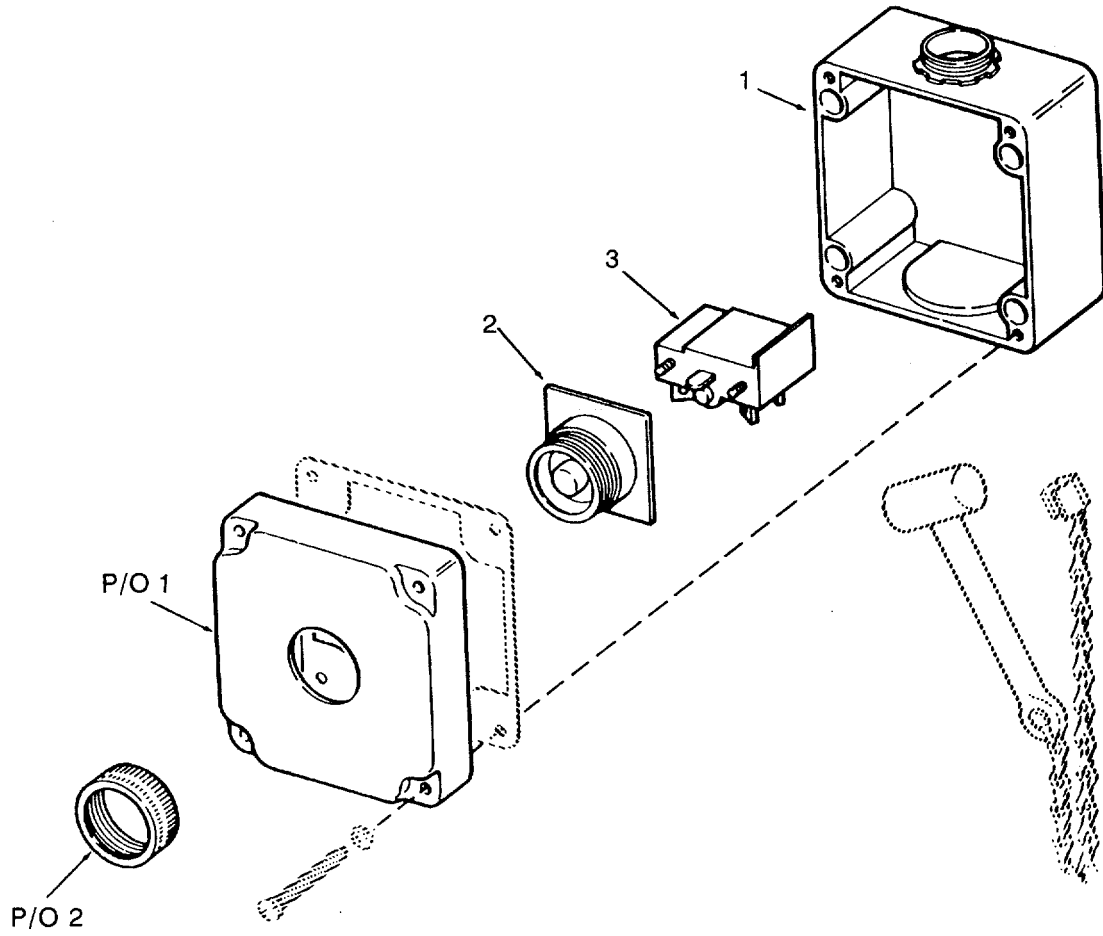


Figure 135. Break Glass Control Station

SECTION II

TM55-1905-219-34P-1

(1)	(2)	(3)	(4)	(5)	(6)
ITEM	SMR	FSCM	PART	DESCRIPTION AND USABLE ON CODES(UOC)	QTY
NO	CODE		NUMBER		

GROUP 02 ELECTRIC POWER GENERATOR AND DISTRIBUTION

FIG. 135 BREAK GLASS CONTROL STATION

1	PACZZ	19804	KY1	.ENCLOSURE NEMA INCLUDES COVER AND... GASKET	1
2	PACZZ	19804	K15	.OPERATOR EMERGENCY	1
3	XDCZZ	56365	KA1	.RELAY-SWITCH.....	1

END OF FIGURE

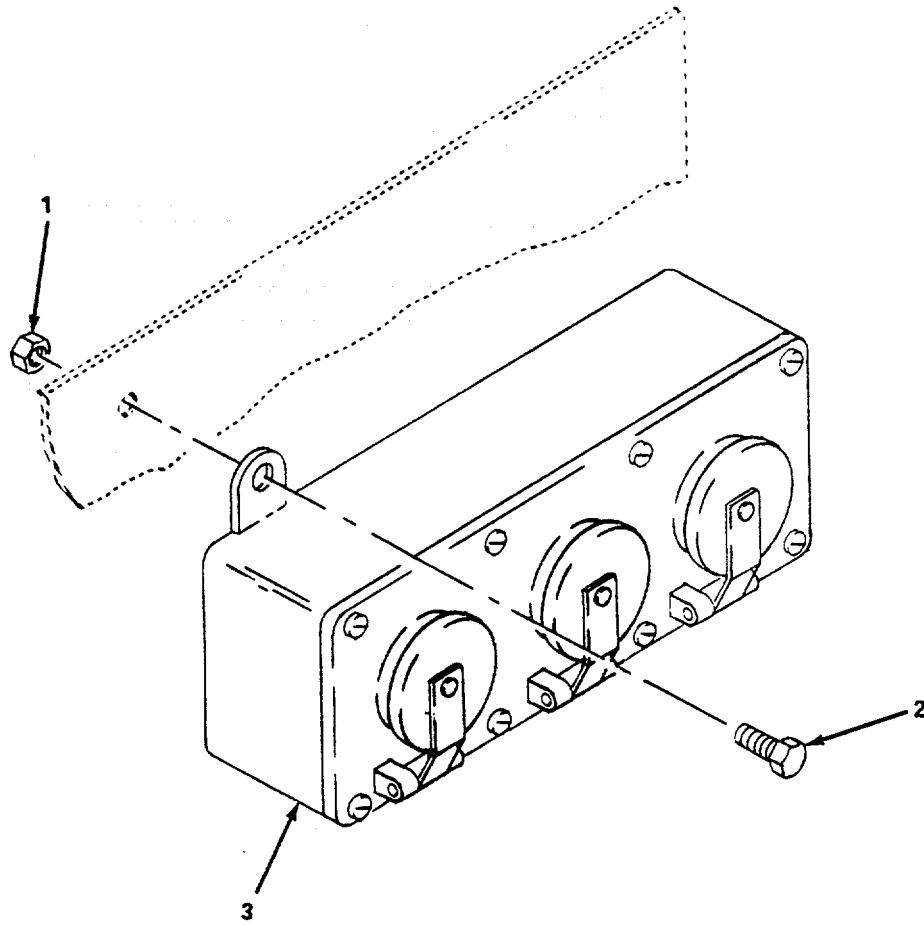


Figure 136. Triple receptacle

SECTION II
 (1) (2) (3) (4) (5) (6)
 ITEM SMR FSCM PART
 NO CODE NUMBER DESCRIPTION AND USABLE ON CODES(UOC) QTY

GROUP 02 ELECTRIC POWER GENERATOR
 AND DISTRIBUTION

FIG. 136 TRIPLE RECEPTACLE

1	XDCZZ	96906	MS51922-2	NUT, SELF-LOCKING, HE	2
2	XDCZZ	96906	MS35307-306	SCREW, CAP, HEXAGON	2
3	XDCZZ	95405	2526A	RECEPTACLE, TRIPLE COMBINATION BOX, ... 15A, 12SVAC	1

END OF FIGURE

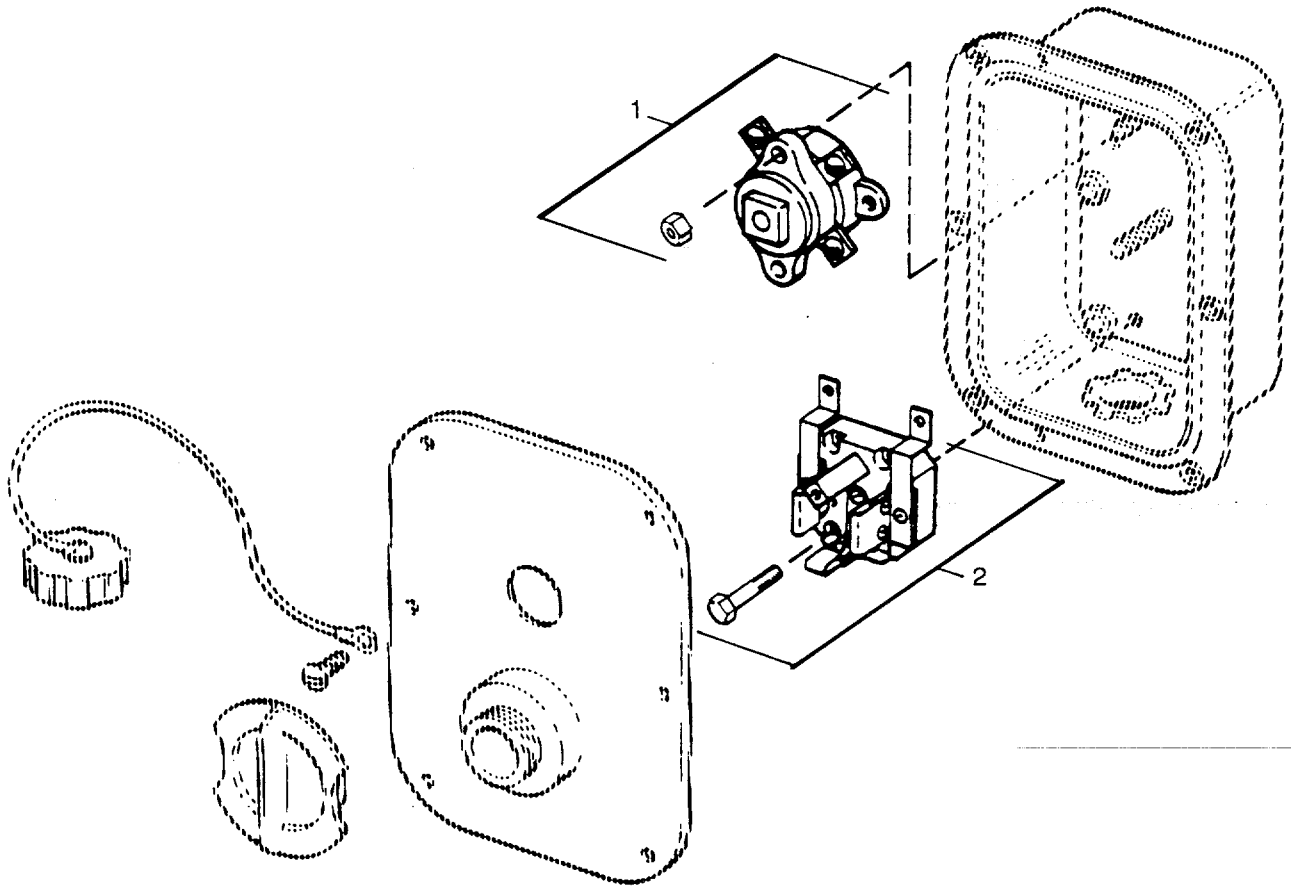


Figure 137. Watertight Receptacle Symbol 900.1

SECTION II

TM55-1905-219-34P-1

(1)	(2)	(3)	(4)	(5)	(6)
ITEM	SMR	FSCM	PART	DESCRIPTION AND USABLE ON CODES(UOC)	QTY
NO	CODE		NUMBER		

GROUP 02 ELECTRIC POWER GENERATOR AND DISTRIBUTION

FIG. 137 WATERTIGHT RECEPTACLE-SYMBOL 900.1

	PACZZ	81349	M2726/48-001	CONNECTOR-SWITCH	4
1	PACZZ	81349	1SR2A3	SWITCH, ROTARY INCLUDES ATTACHING	1
				HARDWARE	
2	XDCZZ	81349	M2726/47-002	.INSERT , ELECTRICAL C INCLUDES.....	1
				ATTACHING HARDWARE	

END OF FIGURE

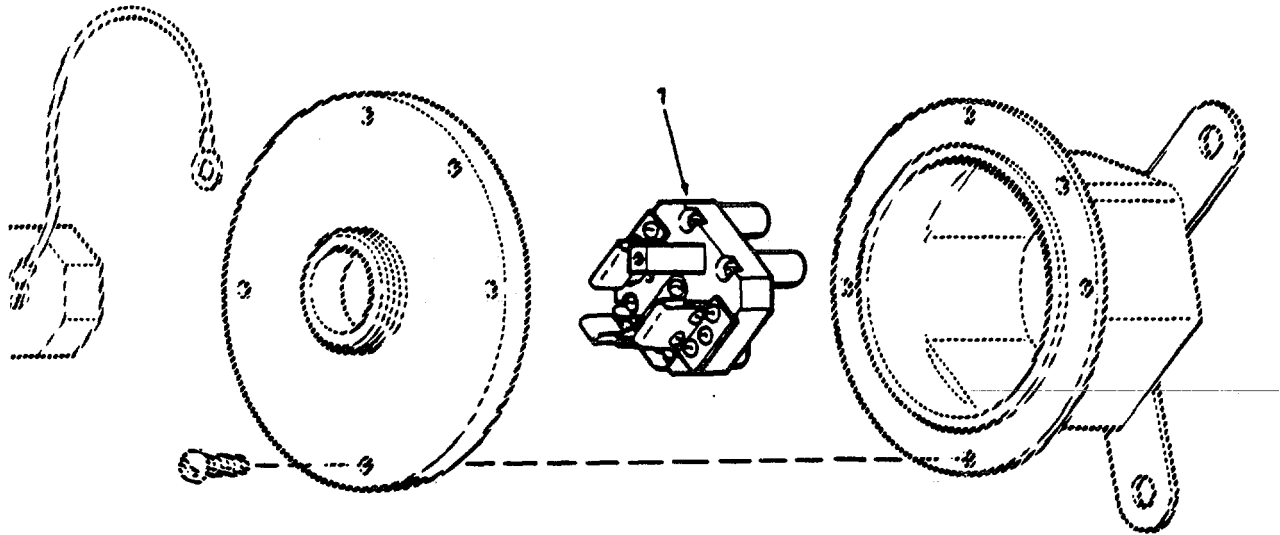


Figure 138. Watertight Receptacle Symbol 735.3.

SECTION II

TM55-1905-219-34P-1

(1) ITEM NO	(2) SMR CODE	(3) FSCM	(4) PART NUMBER	(5) DESCRIPTION AND USABLE ON CODES(UOC)	(6) QTY
				GROUP 02 ELECTRIC POWER GENERATOR AND DISTRIBUTION	
				FIG. 138 WATERTIGHT RECEPTACLE-SYMBOL 735.1	
	PACZZ	81349	M2726/47-001	CONNECTOR, RECEPTACL	2
1	XDCZZ	81349	M2726/47-002	.INSERT, ELECTRICAL C	1

END OF FIGURE

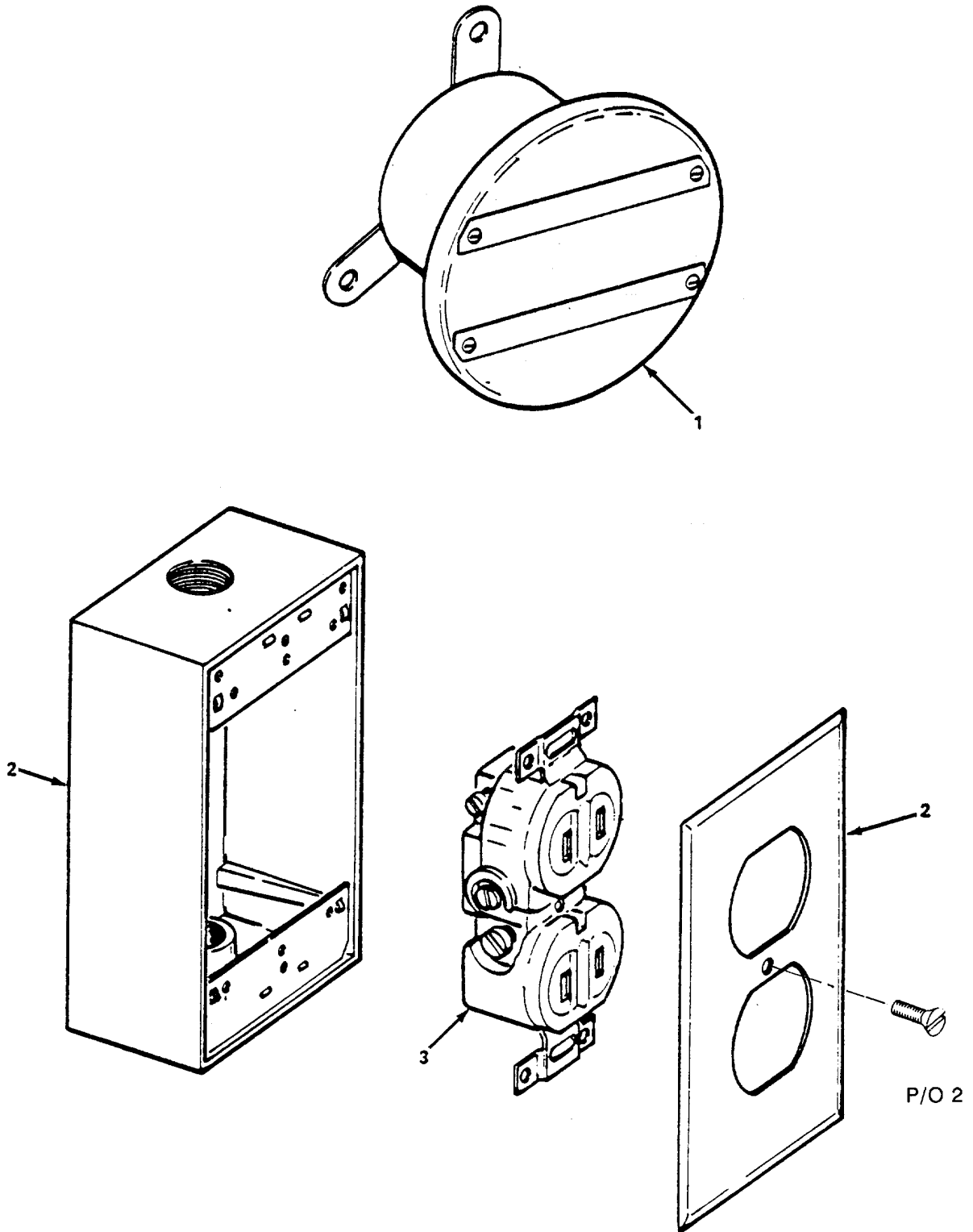


Figure 139. Terminal Box and Duplex Receptacle (Sheet 1 of 2)

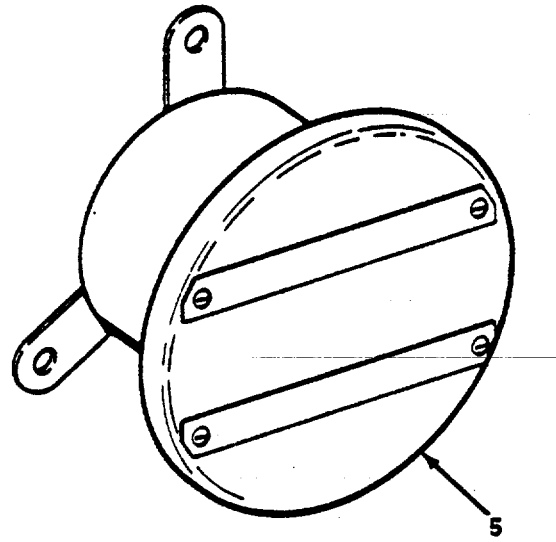
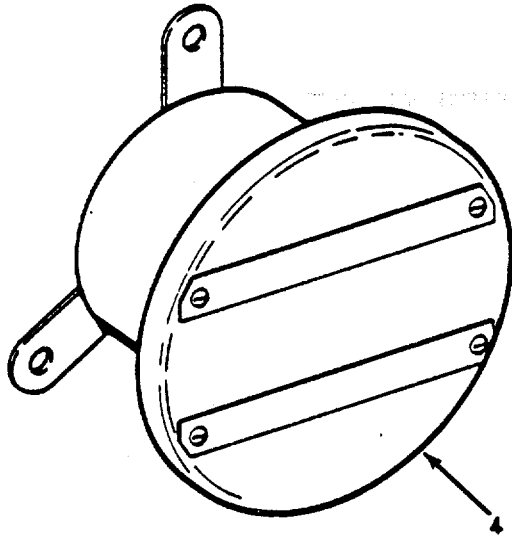


Figure 139. Terminal Box and Duplex Receptacle (Sheet 2 of 2)

SECTION II

TM55-1905-219-34P-1

(1) ITEM NO	(2) SMR CODE	(3) FSCM	(4) PART NUMBER	(5) DESCRIPTION AND USABLE ON CODES(UOC)	(6) QTY
				GROUP 02 ELECTRIC POWER GENERATOR AND DISTRIBUTION	
				FIG. 139 TERMINAL BOX AND DUPLEX RECEPTACLE	
1	XDHZZ	80064	S6202-74027	BOX TERMINAL SMB-15	20
2	XDCZZ	81349	M2726/66-001	CONNECTOR-SWITCH	22
3	XDCZZ	81349	M2726/66-001-1	FITTING RECEPTACLE	1
4	XDCZZ	7A280	SYM435.1	BOX, TERMINAL 8 TERM, 32 WIRE, 500V	1
5	XDCZZ	7A280	SYM250.1	BOX, TERMINAL SIX TERM, 18 WIRE, 600V.	1

END OF FIGURE

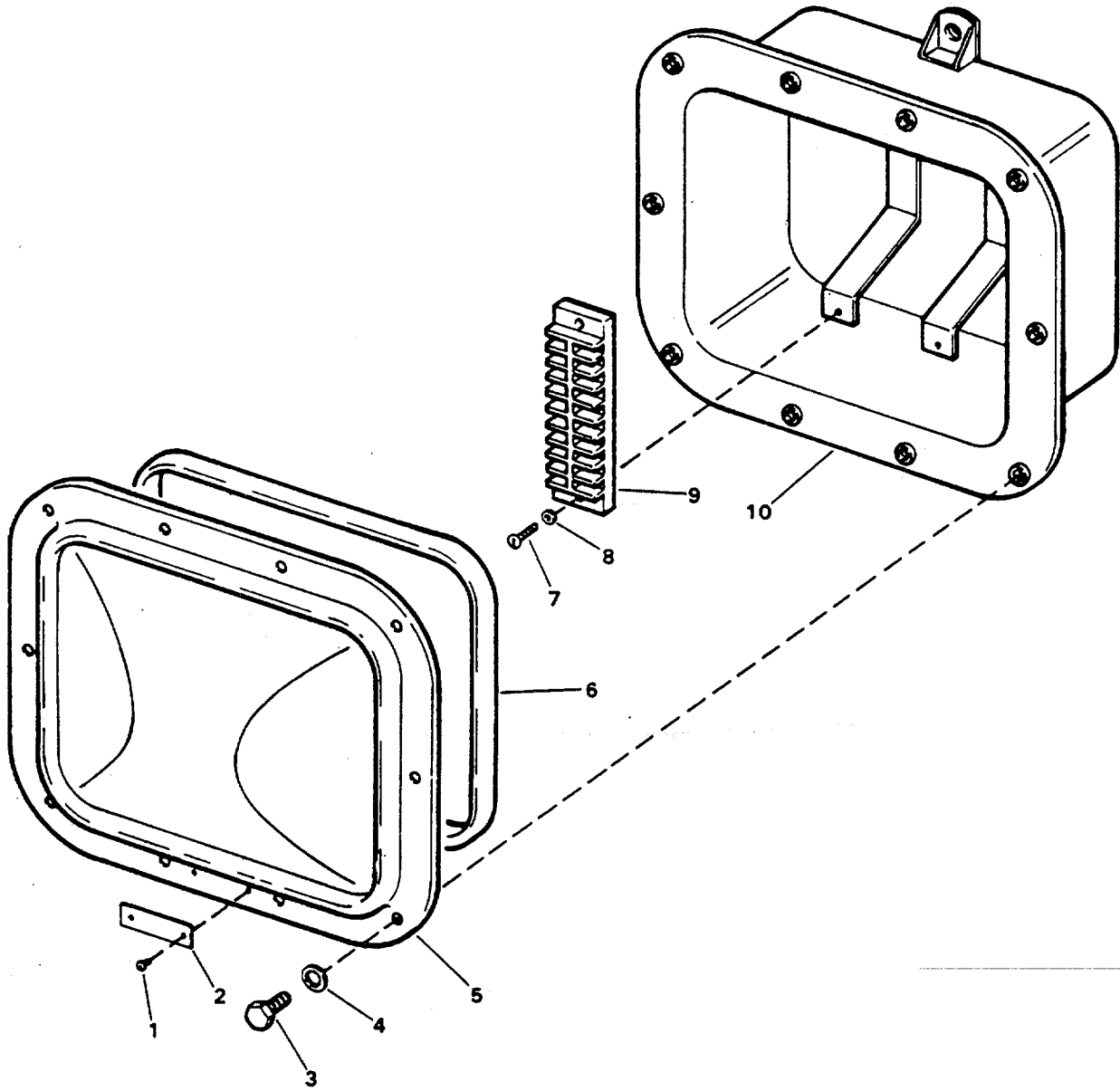


Figure 140. Terminal Box Symbol 433.1

SECTION II

TM55-1905-219-34P-1

(1) ITEM NO	(2) SMR CODE	(3) FSCM	(4) PART NUMBER	(5) DESCRIPTION AND USABLE ON CODES(UOC)	(6) QTY
				GROUP 02 ELECTRIC POWER GENERATOR AND DISTRIBUTION	
				FIG. 140 TERMINAL BOX-SYMBOL 433.1	
	XDCZZ	80064	S6202-F-74133	BOX TERMINAL SYMBOL	1
1	XDCZZ	80064	S6202-F-74133-3	.SCREW MACHINE RD HD	2
2	XDCZZ	80064	S6202-F-74133-2	.PLATE	1
3	XDCZZ	80064	S6202-F-74031-5	.SCREW CAP HEX HEAD	10
4	XDCZZ	80064	S6202-F-74133-6	.WASHER FLAT 3/4 OD	10
5	XDCZZ	80064	S6202-F-74133-8	.COVER BRASS	1
6	PCCZZ	80064	9000S6202-74141R EV2PC7	.GASKET	1
7	XDCZZ	80064	S6202-F-74133-4	.SCREW MACHINE RD HD	4
8	XDCZZ	96906	MS27183-42	.WASHER, FLAT	4
9	XDCZZ	80064	S6202-F-74133-10	.BOARD TERMINAL TYPE.....	2
10	XDCZZ	80064	S6202-74133-7	.BOX TERMINAL	1

END OF FIGURE

SECTION II		TM55-1905-219-34P-1			
(1)	(2)	(3)	(4)	(5)	(6)
ITEM NO	SMR CODE	FSCM	PART NUMBER	DESCRIPTION AND USABLE ON CODES(UOC)	QTY
				GROUP 02 ELECTRIC POWER GENERATOR AND DISTRIBUTION	
				FIG. 141 INTERLOCKING DOOR OPERATED SWITCH-SYMBOL 791.1	
	PACZZ	28003	791.1	SWITCH,	2
1	XDCZZ	80064	9000-S6202-74304	.SCREW MACHINE RD	8
			-32		
2	XDCZZ	80064	9000-S6202-74304	.WASHER FLAT 1/2 OD	8
			-11		
3	XDCZZ	80064	9000-S6202-74304	.COVER BOX.....	1
			-2		
4	PACZZ	88044	AN6230-38	.PACKING, PREFORMED	1
			-		
5	XDCZZ	80064	9000-S6202-74303	CONTACT STATIONARY	12
			-34		
6	XDCZZ	80064	9000-S6202-74303	.POST CONTACT.....	12
			-29		
7	XDCZZ	80064	9000-S6202-74303	CONTACT M OVABLE	12
			-35		
8	XDCZZ	80064	9000-S6202-74303	.CONNECTOR CONTACT	6
			-30		
9	XDCZZ	80064	9000-S6202-74304	.NUT PLAIN HEXAGON	2
			-9		
10	XDCZZ	80064	9000-S6202-74309	.STRIKER ASSY.....	1
			-43		
11	XDCZZ	80064	9000-S621, 2-74304	.PIN TAPER SIZE	1
			-33		
12	XDCZZ	80064	9000-S6202-74304	.LEVER SWITCH.....	1
			-38		
13	XDCZZ	80064	9000-S6202-74304	PIN LOCKING 1/16.....	1
			-8		
14	XDCZZ	80064	9000-S6202-74303	.KNOB LOCKING.....	1
			-52		
15	XDCZZ	80064	9000-S6202-74303	.SPRING LOCK	1
			-53		
16	XDCZZ	80064	9000-S6202-74303	.SHAFT LOCKING	1
			-51		
17	XDCZZ	80064	9000-S6202-74303	.HOUSING LOCK	1
			-50		
18	XDCZZ	80064	9000-S6202-74303	.WASHER LOCKING TAB.....	1
			-54		
19	XDCZZ	80064	9000-S6202-74303	BUSHING GLAND	2
			-77		
20	PACZH	96906	MS28775-012	.PACKING, PREFORMED.....	2

END OF FIGURE

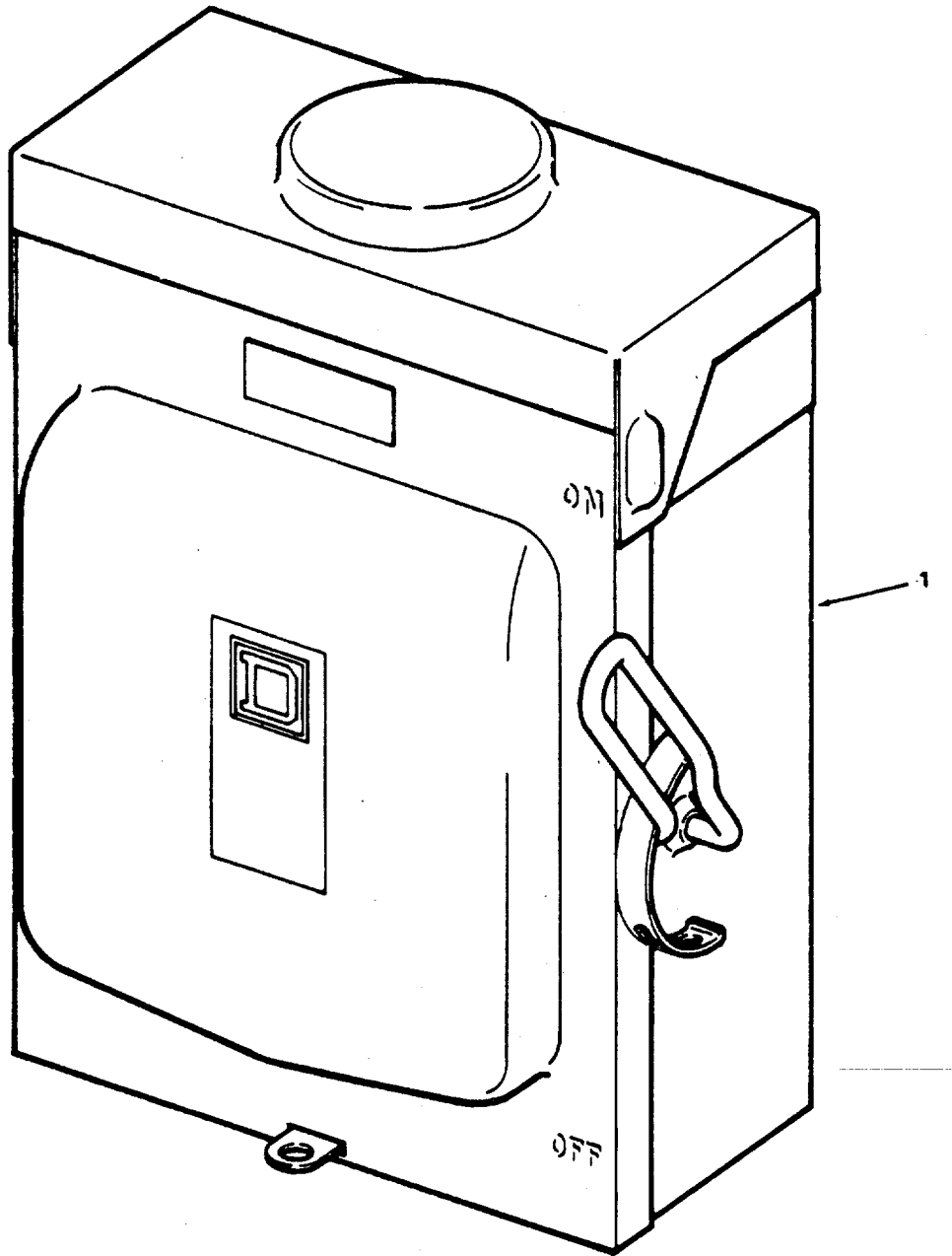


Figure 142. Disconnect Switch

SECTION II

TM55-1905-219-34P-1

(1) ITEM NO	(2) SMR CODE	(3) FSCM	(4) PART NUMBER	(5) DESCRIPTION AND USABLE ON CODES(UOC)	(6) QTY
				GROUP 02 ELECTRIC POWER GENERATOR AND DISTRIBUTION	
				FIG. 142 DISCONNECT SWITCH	
1	XDCZZ	19804	DU322	SWITCH, DISCONNECT	2

END OF FIGURE

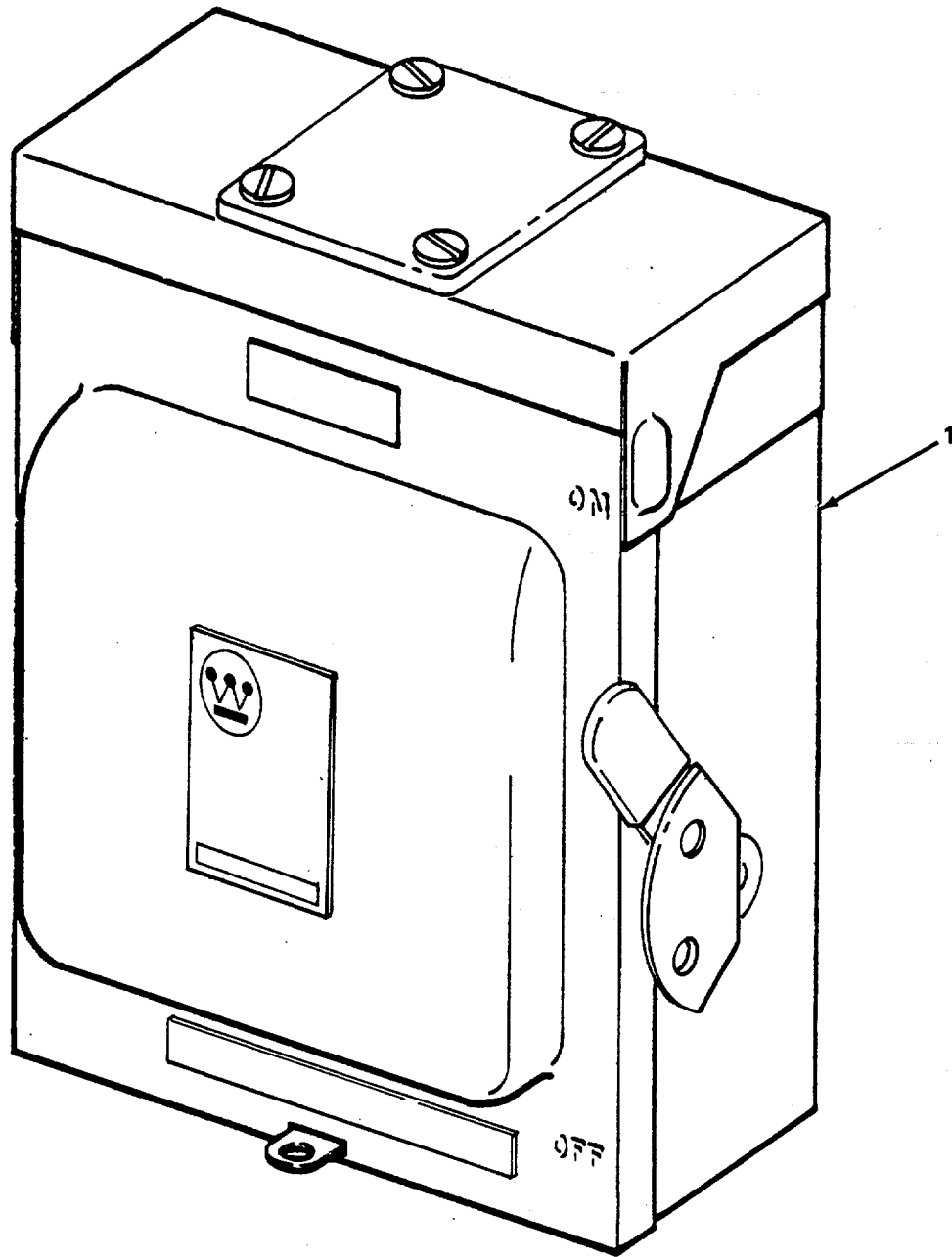


Figure 143. Safety Switch, Air Horn Compressor.

SECTION II

TM55-1905-219-34P-1

(1) ITEM NO	(2) SMR CODE	(3) FSCM	(4) PART NUMBER	(5) DESCRIPTION AND USABLE ON CODES(UOC)	(6) QTY
				GROUP 02 ELECTRIC POWER GENERATOR AND DISTRIBUTION	
				FIG. 143 SAFETY SWITCH, AIR HORN COMPRESSOR	
1	XDCZZ	89946	RGFN32IN	SWITCH, SAFETY 30 AMP, GENERAL DUTY..... AIR HORN COMPRESSOR	1

END OF FIGURE

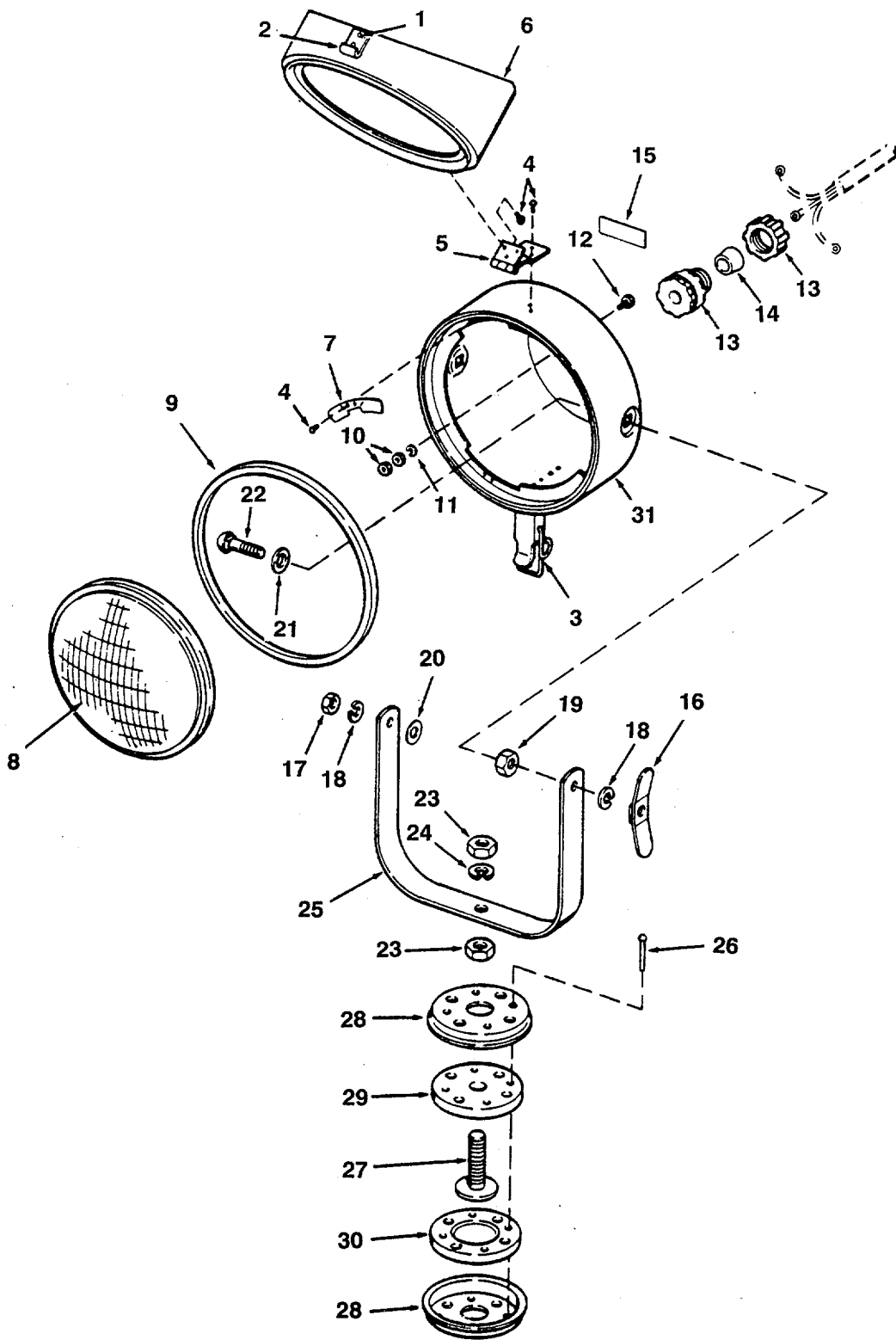


Figure 144. Floodlight Symbol 300.2

SECTION II

TM55-1905-219-34P-1

(1) ITEM NO	(2) SMR CODE	(3) FSCM	(4) PART NUMBER	(5) DESCRIPTION AND USABLE ON CODES(UOC)	(6) QTY
				GROUP 02 ELECTRIC POWER GENERATOR AND DISTRIBUTION	
				FIG. 144 FLOODLIGHT-SYMBOL 300.2	
	XDCZZ	76714	700398	FLOODLIGHT, ELECTRIC	3
1	XDCZZ	76714	700398-30	.RIVET OVAL HEAD 1/8	4
2	XDCZZ	76714	700398-34	.STRIKE LATCH	1
3	XDCZZ	76714	700398-17	.LATCH HOOD	1
4	XDCZZ	76714	700398-31	RIVET OVAL HEAD 1/8	12
5	XDCZZ	76714	700398-7	HINGE HOOD	1
6	XDCZZ	76714	700398-1	.HOOD LAMP	1
7	XDCZZ	76714	700398-9	SPRING	3
8	PACZZ	81348	1C5	.LAMPHOLDER	1
9	XDCZZ	76714	700398-15	.GASKET RUBBER	1
10	PACZZ	96906	MS35649-262	.NUT, PLAIN, HEXAGON	2
11	PACZZ	96906	MS35338-41	.WASHER, LOCK	1
12	PACZZ	96906	MS35206-230	.SCREW, MACHINE	1
13	XDCZZ	96906	MS16156	.TUBE STUFFING SIZE	1
14	PACZZ	99820	108	.PACKING ASSEMBLY.....	1
15	XDCZZ	76714	700398-35	.PLATE	1
16	XDCZZ	76714	700398-8	.HANDLE FLOODLIGHT	1
17	XDCZZ	76714	700398-27	, NUT HEXAGON JAM	1
18	XDCZZ	76714	700398-36	.WASHER LOCK SPLIT	2
19	PACZZ	96906	MS51971-3	.NUT, PLAIN, HEXAGON	1
20	XDCZZ	76714	700398-22	.WASHER FLAT 3/4 OD.....	1
21	XDCZZ	76714	700398-37	.WASHER FLAT 13/16	2
22	XDCZZ	76714	700398-6	.BOLT CARRIAGE.....	2
23	PACZZ	96906	MS51971-5	.NUT.PLAINE, HEXAGON	2
24	PACZZ	96906	MS35338-143	.WASHER, LOCK	1
25	XDCZZ	76714	700398-4	.YOKE FLOODLIGHT	1
26	XDCZZ	76714	700398-32	.RIVET FL CSK HEAD.....	4
27	XDCZZ	76714	700398-10	.STUD ASSEMBLY CRES.....	1
28	XDCZZ	76714	700398-11	.CUP RETAINER	2
29	XDCZZ	76714	700398-12	.DISC RUBBER.....	1
30	XDCZZ	76714	700398-13	.DISC RUBBER.....	1
31	XDCZZ	76714	700398-2	.HOUSING LAMP	1

END OF FIGURE

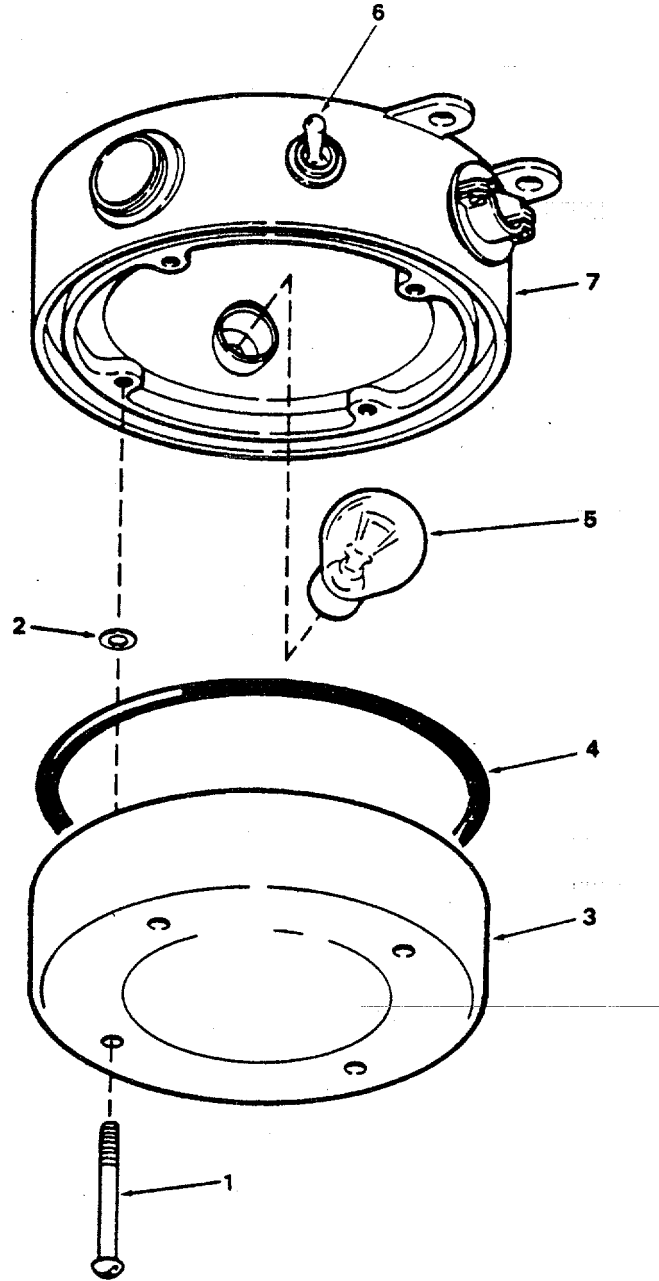


Figure 145. Incandescent Lighting Fixture Symbol 98.1

SECTION II

TM55-1905-219-34P-1

(1) ITEM NO	(2) SMR CODE	(3) FSCM	(4) PART NUMBER	(5) DESCRIPTION AND USABLE ON CODES(UOC)	(6) QTY
				GROUP 02 ELECTRIC POWER GENERATOR AND DISTRIBUTION	
				FIG. 145 INCANDESCENT LIGHTING FIXTURE-SYMBOL 98.1	
	XDCZZ	81349	M16377/36-98.1	FIXTURE LIGHT 115 VAC 21 CP OR 25.....	9
				WATT WATERTIGHT	
1	XDCZZ	81349	MIL-F-16377/36 FIG 5A	.SCREW BINDING HEAD	4
2	PACZZ	96904	MS28775-007	.PACKING, PREFORMED.....	4
3	PACZZ	81349	M16377/36-004	.WINDOW, LIGHTING FIX	1
4	PACZZ	96906	MS28775-346	.PACKING, PREFORMED 4 1/8 ID X 4 1/.....	1
				2 O. D.....	
5	PACZZ	96906	MS15548-1	.LAMP INCANDESCENT.....	1
6	PACZZ	96906	MS16569-1	.SWITCH, TOGGLE.....	1
7	XDCZZ	81349	MIL-L-970/15	.LAMPHOLDER BAKELITE	1

END OF FIGURE

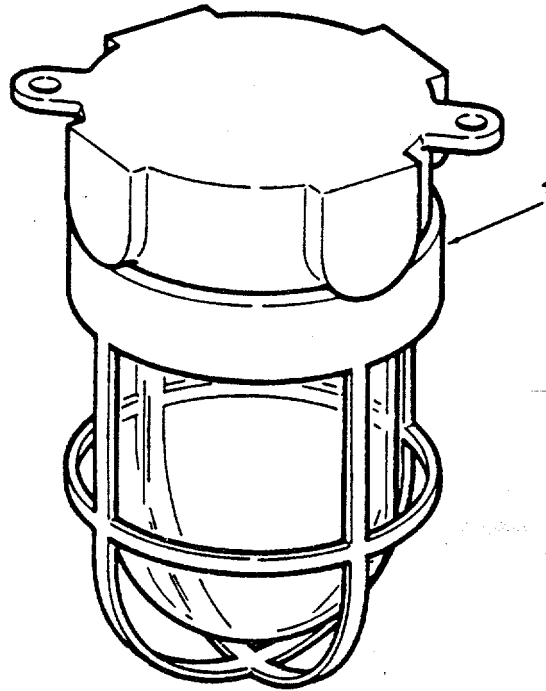


Figure 146. Incandescent Ceiling Fixture

SECTION II

TM55-1905-219-34P-1

(1)	(2)	(3)	(4)	(5)	(6)
ITEM	SMR	FSCM	PART	DESCRIPTION AND USABLE ON CODES(UOC)	QTY
NO	CODE		NUMBER		

GROUP 02 ELECTRIC POWER GENERATOR
AND DISTRIBUTION
FIG. 146 INCANDESCENT CEILING
FIXTURE

1	XDCZZ	78011	1527	FIXTURE LIGHTING	1
---	-------	-------	------	------------------------	---

END OF FIGURE

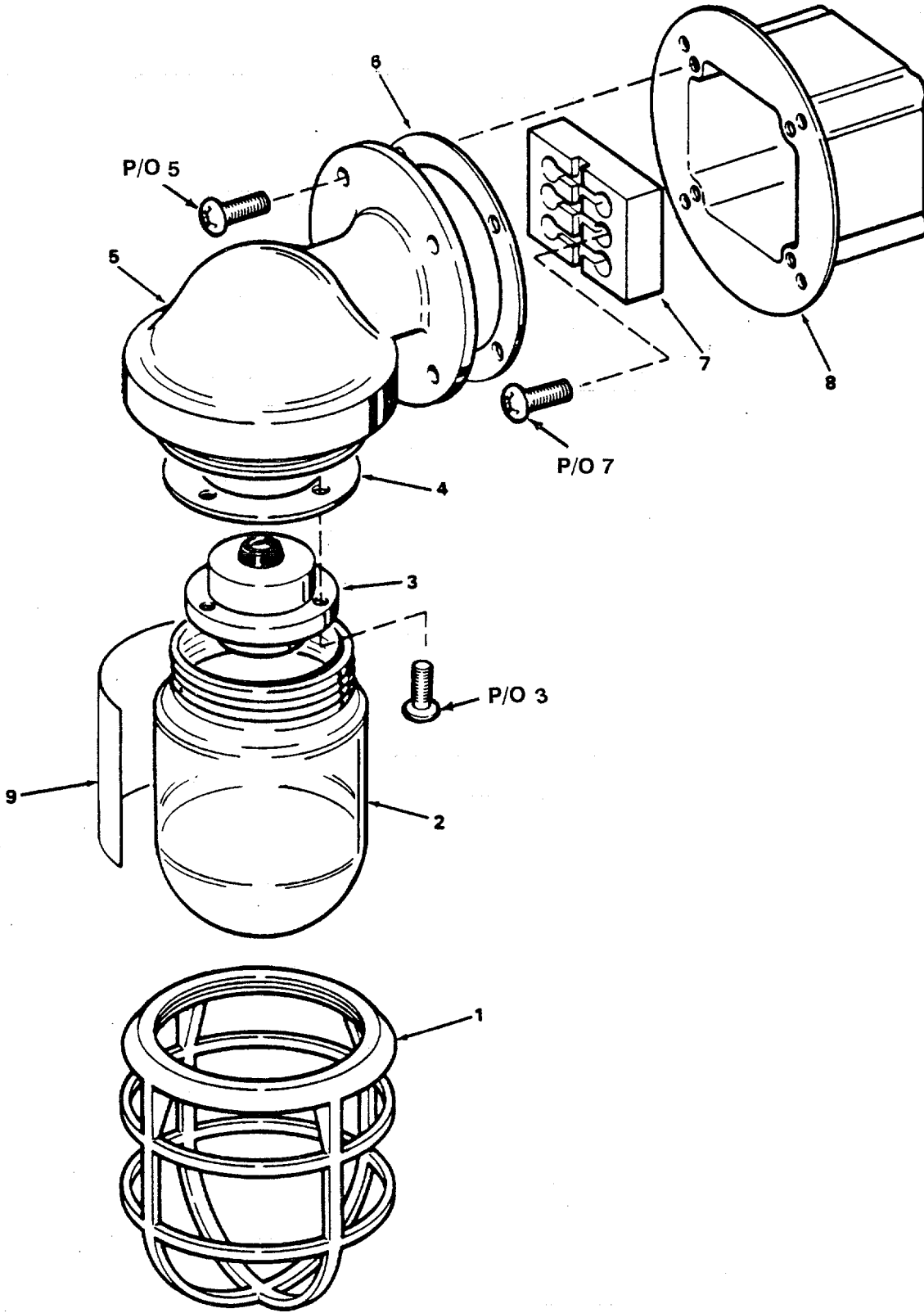


Figure 147. Incandescent Bulkhead Fixture.

SECTION II

TM55-1905-219-34P-1

(1) ITEM NO	(2) SMR CODE	(3) FSCM	(4) PART NUMBER	(5) DESCRIPTION AND USABLE ON CODES(UOC) GROUP 02 ELECTRIC POWER GENERATOR AND DISTRIBUTION FIG. 147 INCANDESCENT BULKHEAD FIXTURE	(6) QTY
	PACZZ	78011	LVWB10GT	FIXTURE LIGHTING	25
	XDCZZ	78011	6255MC-72F-666B	FIXTURE LIGHTING WITH HALF SHIELD.....	3
1	XDCZZ	78011	P2406B	.GUARD	1
2	XDCZZ	78011	2383	.GLOBE CLEAR GLASS	1
3	XDCZZ	78011	118	, LAMPHOLDER BAKELITE INCLUDES.....	1
				ATTACHING HARDWARE	
4	XDCZZ	78011	681SV	.GASKET NEOPRENE	1
5	XDCZZ	78011	P3989B	.BRACKET BRASS INCLUDES ATTACHING.....	1
				HARDWARE	
6	XDCZZ	78011	680	.GASKET NEOPRENE	1
7	XDCZZ	78011	F29871	.TERMINAL BLOCK INCLUDES ATTACHING	1
				HARDWARE	
8	XDCZZ	78011	P3998B	.JUNCTION BOX BRASS	1
9	XDCZZ	78011	666B	.SHIELD HALF USED ON 6255MC-72F	1
				666B ONLY	

END OF FIGURE

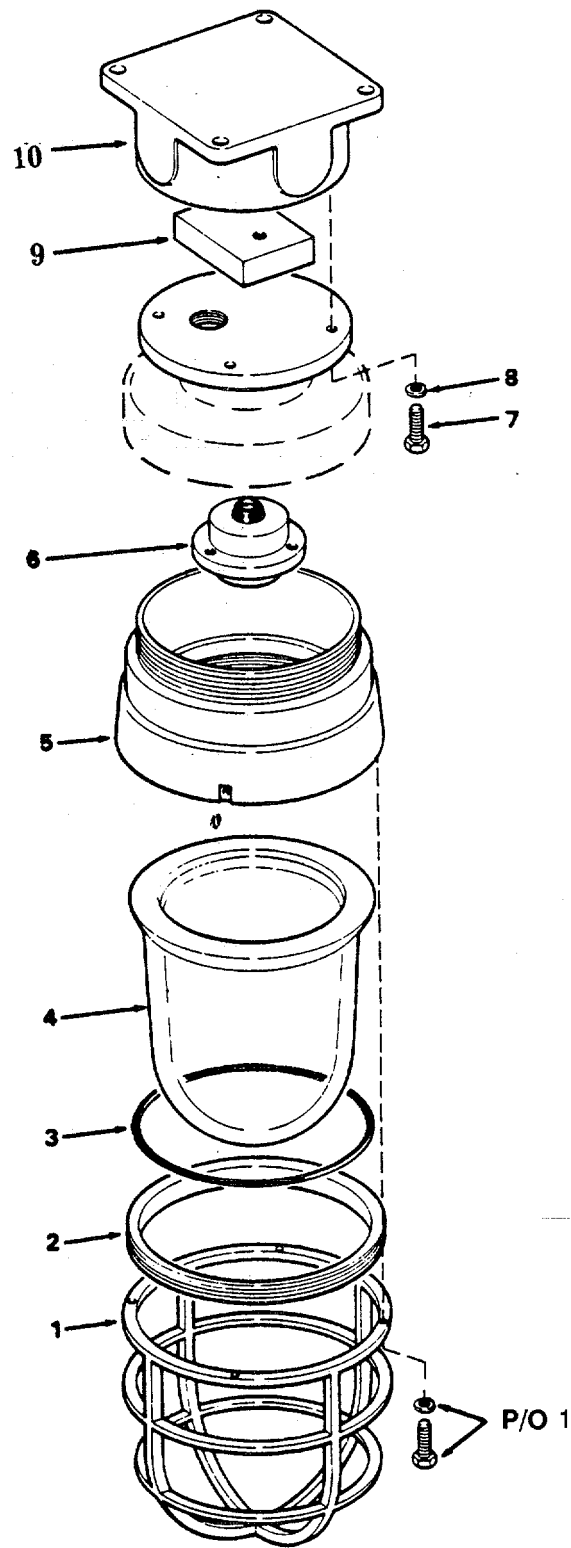


Figure 148. Explosion-Proof Lighting Fixture.

SECTION II

TM55-1905-219-34P-1

(1) ITEM NO	(2) SMR CODE	(3) FSCM	(4) PART NUMBER	(5) DESCRIPTION AND USABLE ON CODES(UOC)	(6) QTY
				GROUP 02 ELECTRIC POWER GENERATOR AND DISTRIBUTION	
				FIG. 148 EXPLOSION-PROOF LIGHTING FIXTURE	
	PACZZ	78011	4521MC	FIXTURE, LIGHTING 200 WATT 300 VAC.....	1
				CATALOG NO 4521MC.....	
1	XDCZZ	78011	P3468-B	.GUARD INCLUDES ATTACHING HARDWARE ..	1
2	XDCZZ	78011	P3465-B	.RING LOCKING	1
3	XDCZZ	78011	F19240	.GASKET	1
4	XDCZZ	78011	EL20PR	.GLOBE.....	1
5	XDCZZ	78011	P3466B	.RING GLOBE.....	1
6	XDCZZ	78011	118	.LAMPHOLDER BAKELITE.....	1
7	PACZZ	96906	MS90725-7	.SCREW, CAP, HEXAGON H	4
8	PACZZ	96906	MS35338-44	.WASHER, LOCK	4
9	XDCZZ	78011	F29871	.TERMINAL BLOCK.....	1
10	XDCZZ	78011	C05593F	.BOX JUNCTION	1

END OF FIGURE

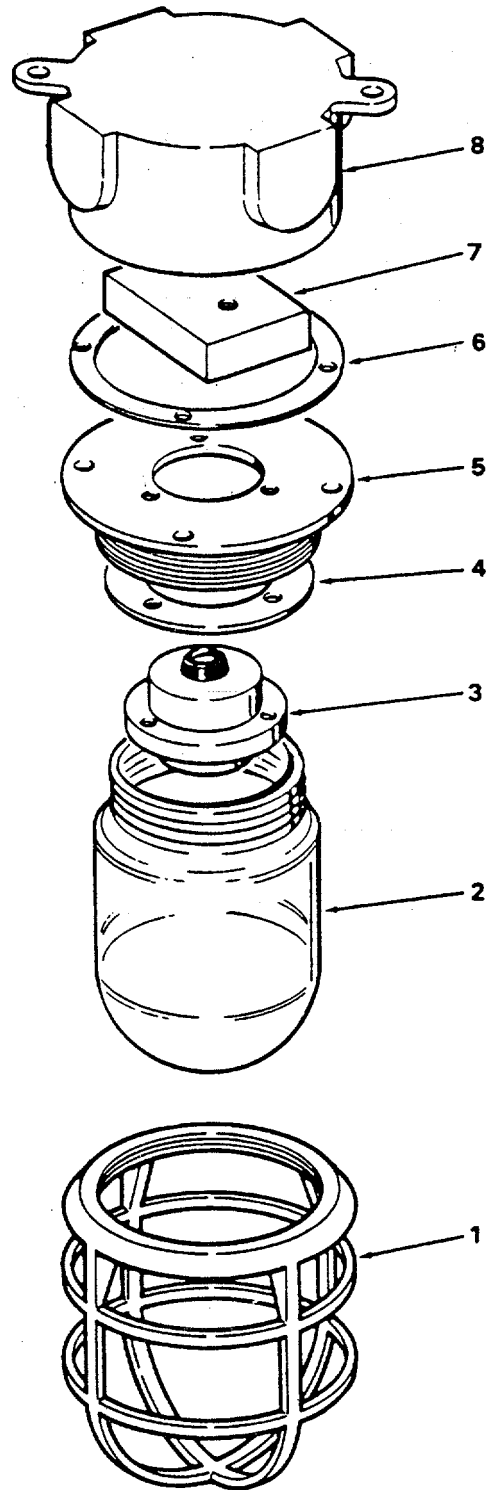


Figure 149. Incandescent Ceiling Fixture

SECTION II

TM55-1905-219-34P-1

(1) ITEM NO	(2) SMR CODE	(3) FSCM	(4) PART NUMBER	(5) DESCRIPTION AND USABLE ON CODES(UOC)	(6) QTY
				GROUP 02 ELECTRIC POWER GENERATOR AND DISTRIBUTION	
				FIG. 149 INCANDESCENT CEILING FIXTURE	
	XDCZZ	78011	5045 MC	FIXTURE LIGHTING	33
1	XDCZZ	78011	P2406B	.GUARD	1
2	XDCZZ	78011	2383	.GLOBE CLEAR GLASS.....	1
3	XDCZZ	78011	118	.LAMPHOLDER	1
4	XDCZZ	78011	681SV	.GASKET NEOPRENE	1
5	XDCZZ	78011	P2126B	.BASE LIGHT	1
6	XDCZZ	78011	680	.GASKET NEOPRENE	1
7	XDCZZ	78011	132	. CONNECTION BLOCK.....	1
8	XDCZZ	78011	P2711B	.BOX JUNCTION	1

END OF FIGURE

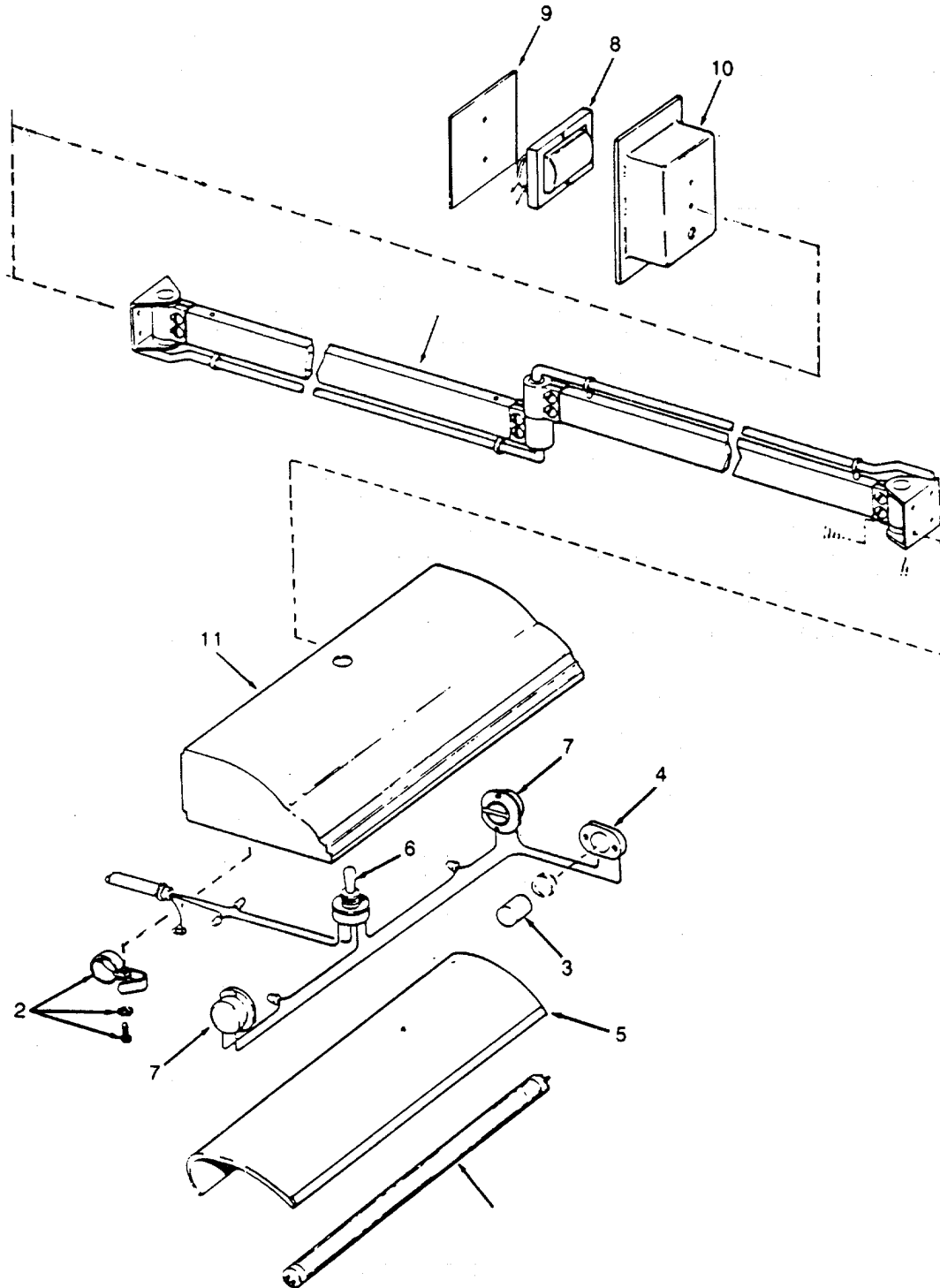


Figure 150. Fluorescent desk Light Fixture

SECTION II

TM55-1905-219-34P-1

(1) ITEM NO	(2) SMR CODE	(3) FSCM	(4) PART NUMBER	(5) DESCRIPTION AND USABLE ON CODES(UOC) GROUP 02 ELECTRIC POWER GENERATOR AND DISTRIBUTION FIG. 150 FLUORESCENT DESK LIGHT FIXTURE	(6) QTY
	XDCZZ	81349	MIL-F-16377/16-1 41.2	FIXTURE LIGHT 115 VAC ADJUSTABLE	1
				FILTER USN SYM #121.1	
1	PACZZ	96906	MS15588-3	.LAMP, FLUORESCENT	1
2	XDCZZ	81349	M16377/40-001	.LAMPLOCK.....	1
3	PACZZ	56232	275544	.STARTER, FLUORESCENT	1
4	XDCZZ	81349	MIL-L-970/13	.SOCKET STARTER	1
5	XDCZZ	81349	MIL-F-16377/16 F IG 2A	.REFLECTOR LIGHTING SHEET	1
6	PACZZ	96906	MS16569-1	.SWITCH, TOGGLE.....	1
7	XDCZZ	81349	MIL-L-970/10	.LAMPHOLDER	2
8	PACZZ	81349	M16377-45-001	.BALLAST, LAMP	1
9	XDCZZ	81349	M16377/48 FIG. 2D	.COVER BACK.....	1
10	XDCZZ	81349	M16377/48 FIG. 2E	.HOUSING BALLAST	1
11	XDCZZ	81349	M16377/48 FIG. 2B	.HEAD LIGHTING	1
12	XDCZZ	81349	M16377/48 FIG. 2C	.ARM DOUBLE.....	1

END OF FIGURE

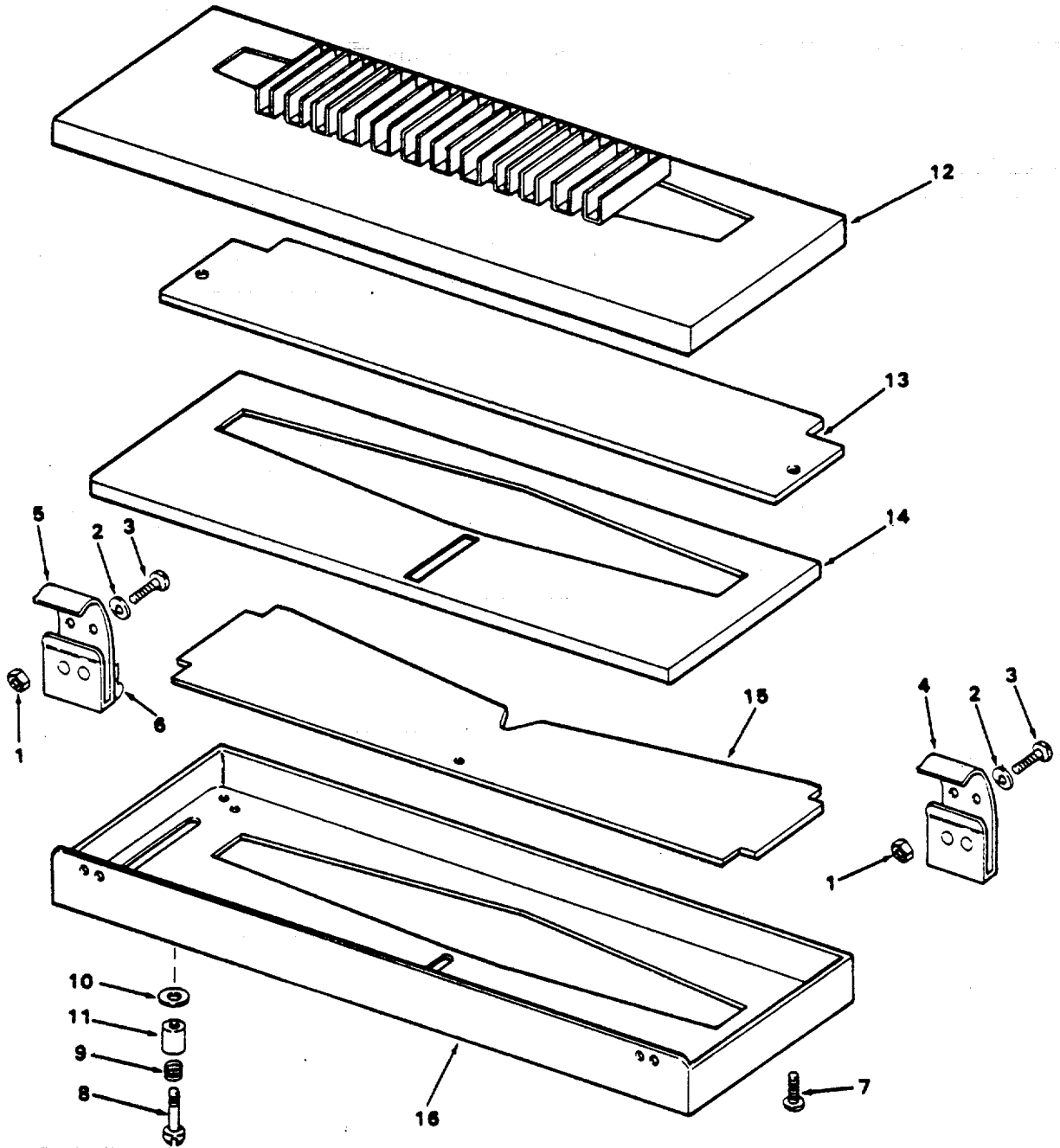


Figure 151. Desk Light Filter.

SECTION II

TM55-1905-219-34P-1

(1) ITEM NO	(2) SMR CODE	(3) FSCM	(4) PART NUMBER	(5) DESCRIPTION AND USABLE ON CODES(UOC)	(6) QTY
				GROUP 02 ELECTRIC POWER GENERATOR AND DISTRIBUTION	
				FIG. 151 DESK LIGHT FIXTURE	
	XDCZZ	81349	M16377/48-121.1	FILTER ASSEMBLY DESK LIGHT.....	1
				ADJUSTABLE	
1	PACZZ	96906	MS35649-262	.NUT, PLAIN, HEXAGON	4
2	XDCZZ	96906	MS35338-58	.WASHER, LOCK	4
3	PACZZ	96906	MS35206-227	.SCREW, MACHINE	4
4	XDCZZ	81349	M16377/48-FIG 6A	.CLIP ATTACHMENT	1
5	XDCZZ	81349	M16377/48-FIG 6C	.CLIP ATTACHMENT	1
6	XDCZZ	81349	M16377/48-FIG 6B	.LOCK FRAME.....	
7	XDCZZ	81349	M16377/48-FIG 1A	.SCREW MACHINE	4
8	XDCZZ	81349	M16377/48-FIG 1E	.KNOB	3
9	XDCZZ	81349	M16377/48-FIG 1C	.SPRING	3
10	XDCZZ	81349	M16377/48-FIG 1F	.WASHER NYLON.....	3
11	XDCZZ	81349	M16377/48-FIG 1B	.SCREW & FERRULE	3
12	XDCZZ	81349	M16377/48-FIG. 4	.BAFFLE DEEP WITH	1
13	XDCZZ	81349	M16377/48-FIG. 8	.FILTER RED	1
14	XDCZZ	81349	M16377/48-FIG. 2	.BAFFLE SHALLOW.....	1
15	XDCZZ	81349	M16377/48-FIG. 3	.SHIELD	1
16	XDCZZ	81349	M16377/48-FIG. 5	.FRAME LIGHT.....	1

END OF FIGURE

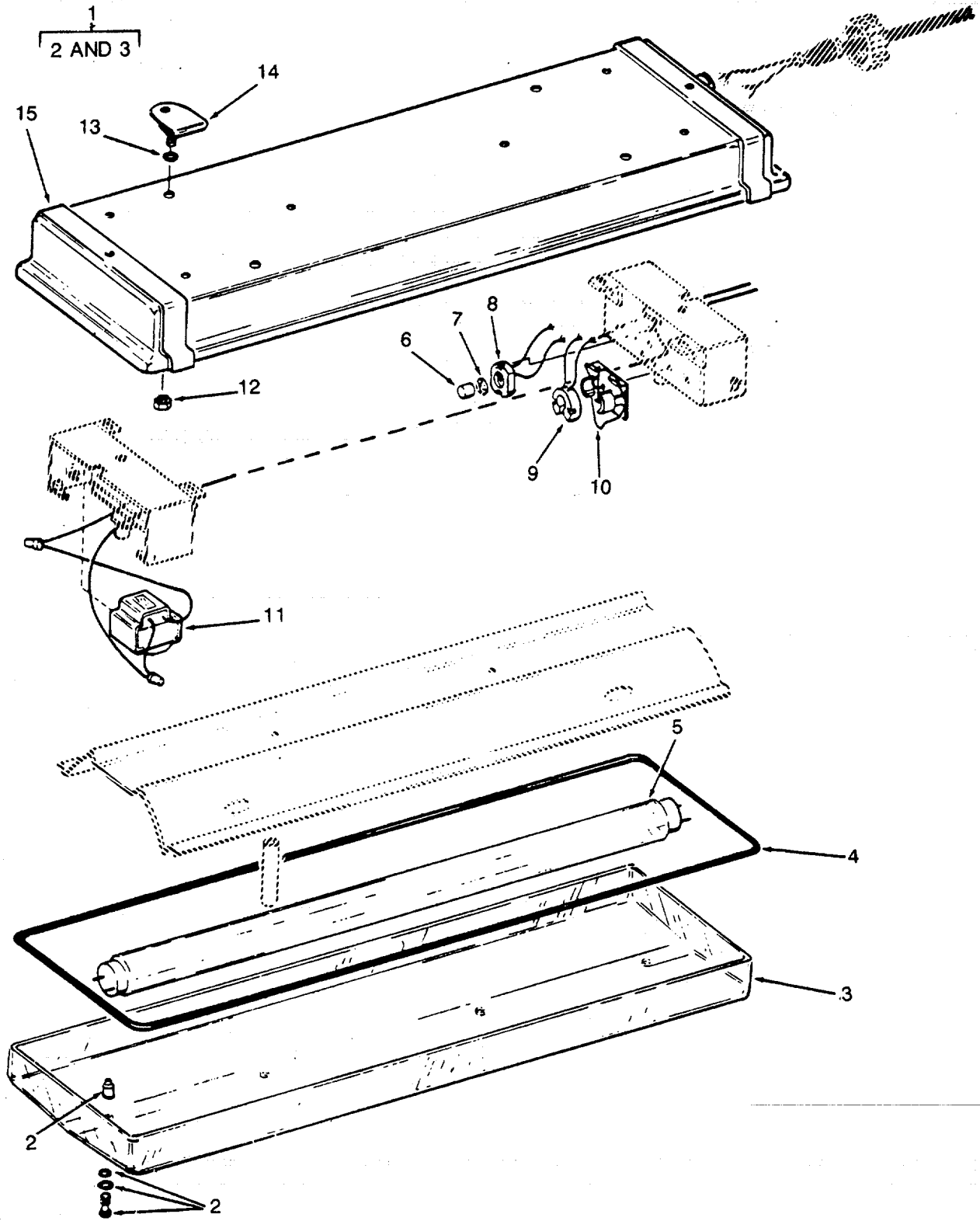


Figure 152. General Purpose Fluorescent Light Fixture.

SECTION II

TM 55-1905-219-34P-1

(1) ITEM NO	(2) SMR CODE	(3) CAGEC	(4) PART NUMBER	(5) DESCRIPTION AND USABLE ON CODES(UOC)	(6) QTY
				GROUP 02 ELECTRIC POWER GENERATOR AND DISTRIBUTION	
				FIG. 152 GENERAL PURPOSE FLUORESCENT LIGHT FIXTURE	
	XDCZZ	81349	M16377/11-77.4	FIXTURE, LIGHTING GENERAL PURPOSE	18
				SYMBOL 77.4	
1	XDCZZ	81349	M16377/11-001	.WINDOW ASSEMBLY	1
2	XDCZZ	81349	MIL-V-16377/11 F IG. 7A	..SCREW ASSEMBLY	4
3	XDCZZ	81349	MIL-F-16377 FIG. 7B	..WINDOW CAST ACRYLIC HEAT RESISTANT	1
4	XDCZZ	85213	A411C	.PACKING, PREFORMED	1
5	PACZZ	96906	MS15589-5	.LAMP, FLUORESCENT	2
6	PACZZ	56232	529312508	.STARTER, FLUORESCENT	2
7	XDCZZ	96906	MS17819	.INSULATOR, DISK	2
8	XDCZZ	81349	MIL-L-970/13	..SOCKET STARTER	2
9	XDCZZ	81349	MIL-L-970-11	.LAMPHOLDER	2
10	XDCZZ	81349	M16377/40-002	.LOCK, FLUORESCENT LA	2
11	PACZZ	81349	M16377/44-001	.BALLAST, LAMP	2
12	XDCZZ	81349	MIL-F-16377/11-F IG. 2C	..NUT MOUNTING..	4
13	PCCZZ	95272	6227-5SRS147-60	.PACKING, PREFORMED	4
14	XDCZZ	81349	M16377/41-009	.SHOCKMOUNT	4
15	XDCZZ	81349	MIL-F-16377/11-F IG. 1	..ENCLOSURE LIGHT	1

END OF FIGURE

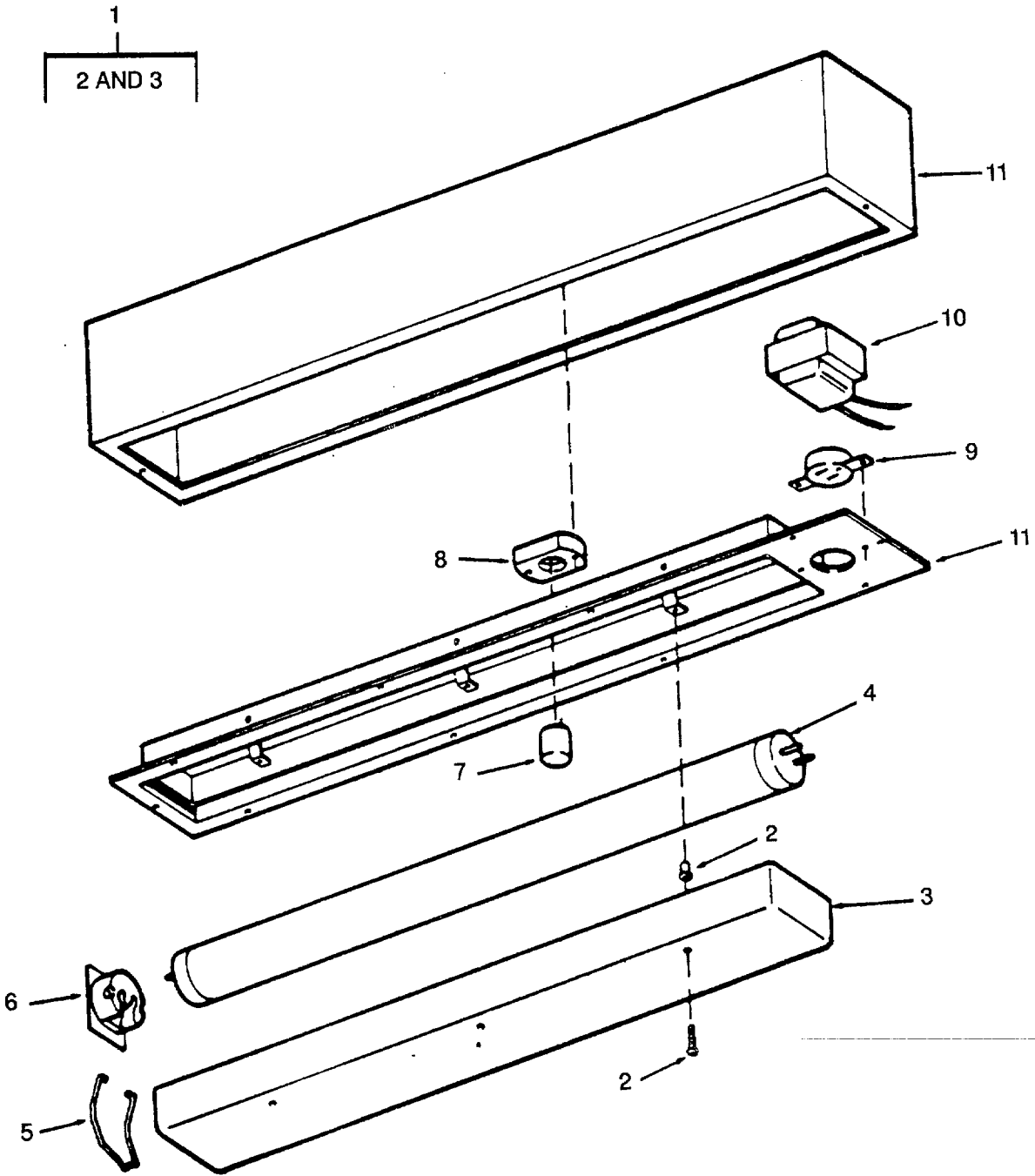


Figure 153. Mirror Light Fixture.

SECTION II

TM 55-1905-219-34P-1

(1) ITEM NO	(2) SMR CODE	(3) CAGEC	(4) PART NUMBER	(5) DESCRIPTION AND USABLE ON CODES(UOC)	(6) QTY
GROUP 02 ELECTRIC POWER GENERATOR AND DISTRIBUTION					
FIG. 153 MIRROR LIGHT FIXTURE					
	PACZZ	81349	M16377/18-340	FIXTURE, LIGHTING MIRRORS 15W 115VAC 60HZ	4
1	XDCZZ	81349	M16377/18-FIG 4	.WINDOW ASSEMBLY	1
2	XDCZZ	81349	MIL-F-16377/18 F IG4-A	..SCREW ASSEMBLY	3
3	XDCZZ	81349	MIL-F-16377/18 F IG4-B	..WINDOW 3/16 THICK RESISTANT CAST ACRYLIC TYPE WTLS-3 GRADE G.	1
4	PACZZ	08108	F15TI2/CW	.LAMP, FLUORESCENT	1
5	PACZZ	81345	M16377/40-002	.LOCK, FLUORESCENT LA	1
6	PACZZ	81349	M970/11-1	.LAMPHOLDER.....	2
7	PACZZ	04655	FS2	.STARTER, FLUORESCENT	1
8	PACZZ	81549	M970/13-1	.SOCKET, LAMP STARTER	1
9	XDCZZ	81349	W-C-596	.RECEPTACLE STYLE D6	1
10	PACZZ	81349	M16377/44-001	.BALLAST, LAMP	1
11	XDCZZ	81349	MIL-F-16377/18-F IG 3	.ENCLOSURE LAMP	1

END OF FIGURE

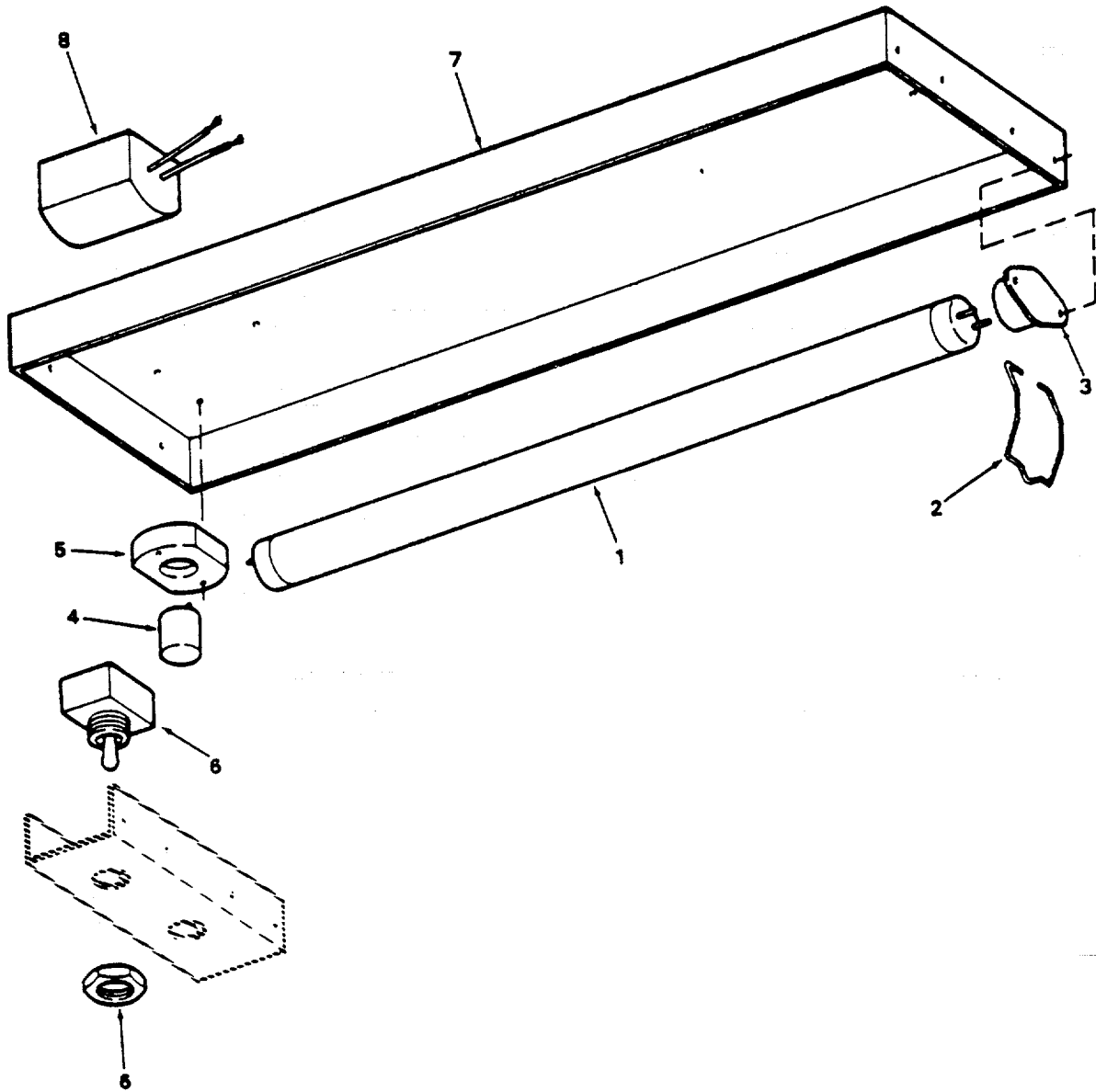


Figure 154. Secretary Lighting Fixture.

SECTION II

TM 55-1905-219-34P-1

(1) ITEM NO	(2) SMR CODE	(3) CAGEC	(4) PART NUMBER	(5) DESCRIPTION AND USABLE ON CODES(UOC)	(6) QTY
-------------------	--------------------	--------------	-----------------------	---	------------

GROUP 02 ELECTRIC POWER GENERATOR
AND DISTRIBUTION

FIG. 154 SECRETARY LIGHT FIXTURE.

	XDCZZ	81349	MIL-F-16377/4-14 2.2	FIXTURE LIGHT NO. 142.2	2
1	PACZZ	96906	MS15588-3	.LAMP, FLUORESCENT	1
2	XDCZZ	81349	M16377/40-001	.LAMPLOCK	1
3	XDCZZ	81349	MIL-L-970/10	.LAMPHOLDER	2
4	PACZZ	56232	275544	.STARTER, FLUORESCENT	1
5	XDCZZ	81349	MIL-L-970/13	.SOCKET STARTER	1
6	PACZZ	96906	MS16569-1	.SWITCH, TOGGLE	1
7	XDCZZ	81349	MIL-F-16377/4-FI G. 2B	.ENCLOSURE LAMP	1
8	PACZZ	81349	M16377/46-514	.BALLAST, LAMP	2

END OF FIGURE

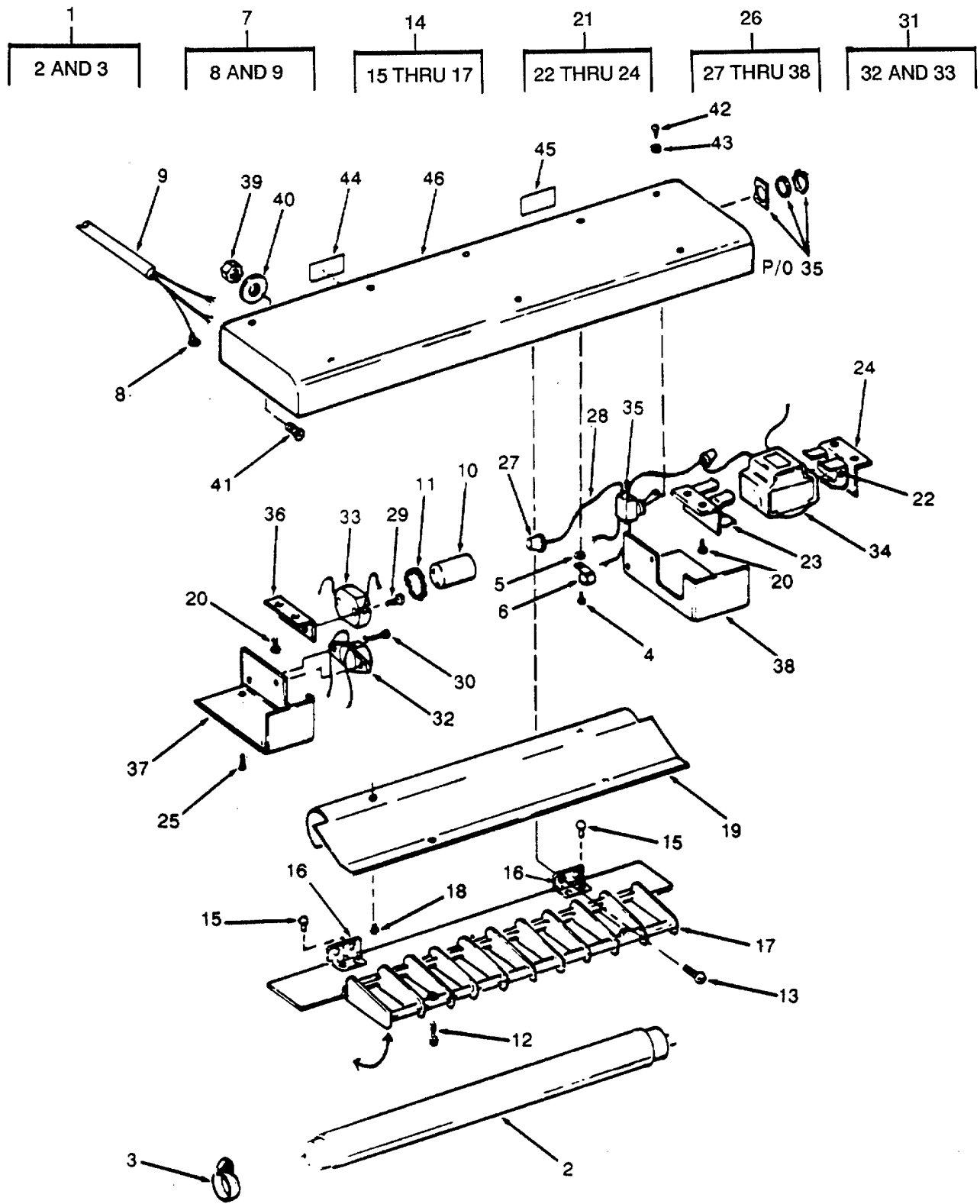


Figure 155. Berth Light.

SECTION II

TM 55-1905-219-34P-1

(1) ITEM NO	(2) SMR CODE	(3) CAGEC	(4) PART NUMBER	(5) DESCRIPTION AND USABLE ON CODES(UOC)	(6) QTY
GROUP 02 ELECTRIC POWER GENERATOR AND DISTRIBUTION					
FIG. 155 BERTH					
	PACZZ	81349	M16377/17-232	LIGHT, BED MANUFACTURER'S CAGE AND DRAWING NO'S ARE 85213-430	14
1	XDCZZ	85213	B-607	..LAMP ASSEMBLY	1
2	PACZZ	96906	MS15588-3	..LAMP, FLUORESCENT	1
3	XDCZZ	81349	M16377/40-001	..LAMPLOCK ASSEMBLY	1
4	PACZZ	96906	MS24629-21	..SCREW, TAPPING	2
5	PACZZ	96906	MS35335-58	..WASHER, LOCK	2
6	XDCZZ	85213	P-250	..CLIP CABLE (TYPE	2
7	XDCZZ	85213	B-787-A	..CABLE ASSEMBLY	1
8	XDCZZ	85213	P-1229	..CONNECTOR WIRE	1
9	XDCZZ	85213	A-1163-A	..CABLE TYPE SVT AWG	10
10	PACZZ	56232	275544	..STARTER, FLUORESCENT	1
11	XDCZZ	96906	MS17819	..INSULATOR, DISK	1
12	XDCZZ	85213	A-1112	..SCREW LOUVER CRES	2
13	PACZZ	96906	MS35206-225	..SCREW, MACHINE	4
14	XDCZZ	85213	B-445	..LOUVER ASSEMBLY	1
15	XDCZZ	85213	P-240-D	..RIVET 7/32 USED W/LOUVER A-857- AA-A ONLY	4
15	XDCZZ	85213	P-240-E	..RIVET 1/4 USED WITH LOUVER A-857- A ONLY	4
16	XDCZZ	85213	B-446	..HINGE ASSEMBLY	2
17	XDCZZ	85213	A-857-AA-A	..LOUVER	1
17	XDCZZ	85213	A-857-A	..LOUVER ALTERNATE TO A-857-AA-A	1
18	PACZZ	96906	MS35206-211	..SCREW, MACHINE	2
19	XDCZZ	85213	A-1320-C	..REFLECTOR FORMED	1
20	XDCZZ	85213	832/04/09/S	..SCREW MACHINE PAN	6
21	XDCZZ	85213	B-519	..BRACKET ASSEMBLY	2
22	XDCZZ	85213	P-17-B	..RIVET 5/32	2
23	XDCZZ	85213	A-691-C	..CLIP BALLAST	2
24	XDCZZ	85213	A-993	..BRACKET	2
25	XDCZZ	85213	632/06/13/S	..SCREW TAPPING 3/8 CD PL	4
26	XDCZZ	85213	B-1095-A	..HARNESS ASSEMBLY	1
27	XDCZZ	85213	P-183	..CONNECTOR CLOSED	5
28	XDCZZ	85213	A-481	..LEAD WIRE 38 INCH	1
29	PAOZZ	96906	MS24629-12	..SCREW, TAPPING	2
30	PACZZ	96906	M524629-10	..SCREW, TAPPING	4
31	XDCZZ	85213	B-1120	..WIRING ASSEMBLY	1
32	XDCZZ	81349	MIL-L-970/10A	..LAMPHOLDER	2
33	XDCZZ	81349	MIL-L-970/13	..SOCKET FLUORESCENT	1
34	PACZZ	81349	M16377/45-001	..BALLAST, LAMP	1
35	PACZZ	96906	MS16569-1	..SWITCH, TOGGLE	1
36	XDCZZ	85213	A-993	..BRACKET STARTER	1
37	XDCZZ	85213	A-1317-B	..BARRIER	1
38	XDCZZ	85213	A-1318-A	..BARRIER	1
39	PACZZ	96906	MS35649-2252	..NUT, PLAIN, HEXAGON	2
40	XDCZZ	85213	A-1323	..SPACER ALUMINUM	2
41	XDCZZ	85213	120/10/11/S	..SCREW MACHINE TRUSS	2

SECTION II

TM 55-1905-219-34P-1

(1) ITEM NO	(2) SMR CODE	(3) CAGEC	(4) PART NUMBER	(5) DESCRIPTION AND USABLE ON CODES(UOC)	(6) QTY
42	PACZZ	96906	MS35206-262	.SCREW, MACHINE	6
43	PACZZ	96906	MS35338-43	.WASHER, LOCK.....	6
44	XDCZZ	85213	P-1121	.LABEL SPARE PART PAPER PRESSURE	1
				SENSITIVE.....	
45	XDCZZ	85213	P-1139	.LABEL PAPER PRESSURE SENSITIVE	2
46	XDCZZ	85213	B-1542	.HOUSING ASSEMBLY	1

END OF FIGURE

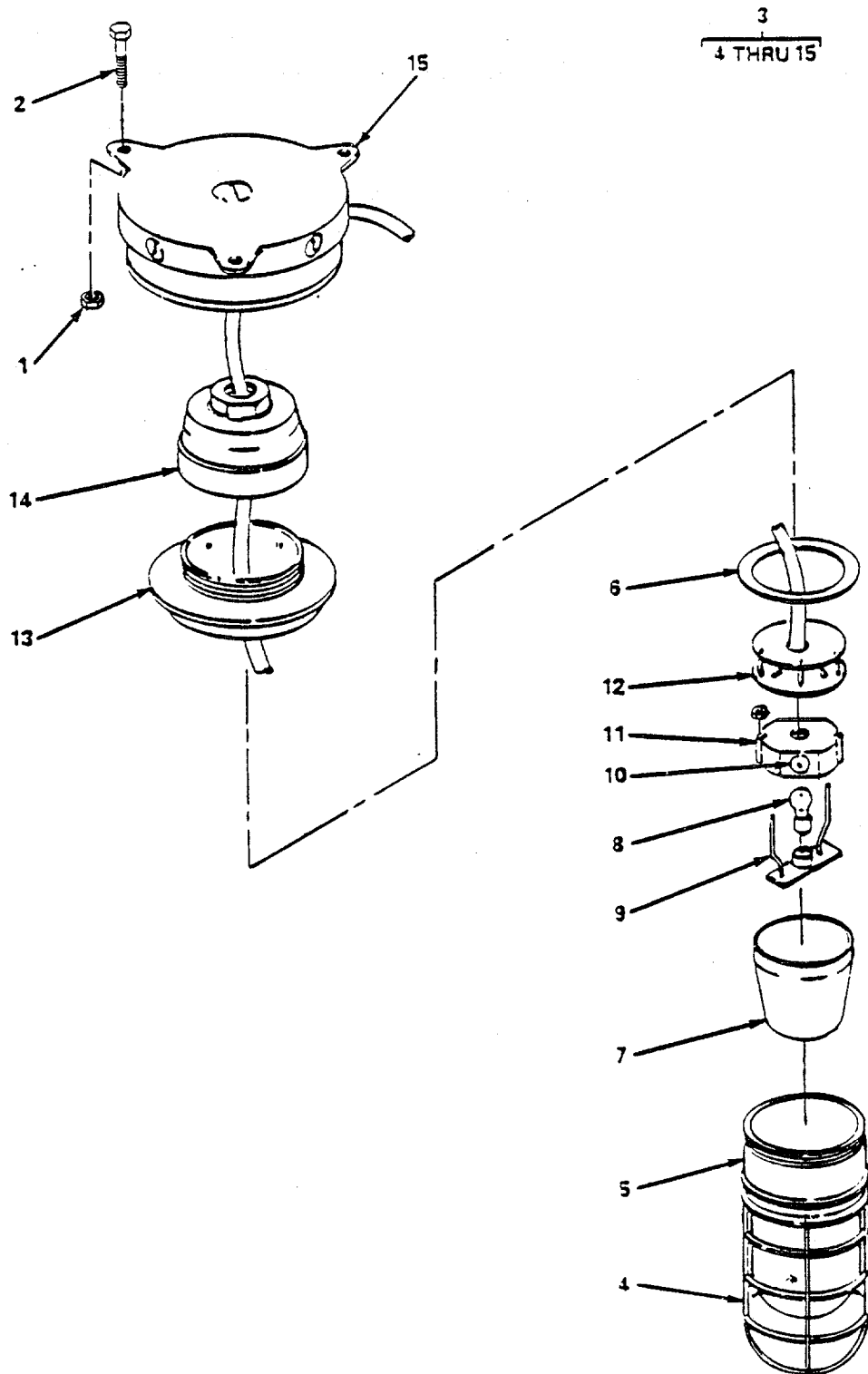


Figure 156. Rotary Light, Red.

SECTION II

TM 55-1905-219-34P-1

(1) ITEM NO	(2) SMR CODE	(3) CAGEC	(4) PART NUMBER	(5) DESCRIPTION AND USABLE ON CODES(UOC)	(6) QTY
GROUP 02 ELECTRIC POWER GENERATOR AND DISTRIBUTION					
FIG. 156 ROTARY LIGHT, RED					
1	XDCZZ	96906	MS51922-1	NUT, SELF-LOCKING, HE HEX 1/4-20 NNC-..... 2B, STL, CD PL	9
2	XDCZZ	96906	MS90725-6	SCREW, CAP, HEXAGON H STL, CD PL, 1/4- 20 NNC-2A X 3/4 IN L	9
3	PACOO	73274	24V-BOX-RED	LIGHT, ROTATING 24V, W/RED LENS	3
4	XDCZZ	73274	6130	.GUARD, LAMP	1
5	XDCZZ	73274	6140	.COVER, ACCESS.....	1
6	PACZZ	73274	6230	.GASKET FOR GLASS COVER, NEOPRENE.....	1
7	XDCZZ	73274	6221	.LENS, LIGHT	1
8	PACZZ	73274	6191	.LAMP	1
9	XDCZZ	73274	6180	.TIE ROD ASSEMBLY	1
10	XDCZZ	73274	6160	.LENS, LIGHT	1
11	XDCZZ	73274	6170	.FRAME, ALUMINUM.....	1
12	XDCZZ	73274	6151	.MOTOR, DIRECT CURREN LIQUID, SALT	1
				WATER BALLAST, FWD	
13	XDCZZ	73274	6120	.BASE, ALUMINUM.....	1
14	XDCZZ	73274	6110	.CAP, ALUMINUM.....	1
15	XDCZZ	73274	6240	.BOX, CEILING GALVANIZED CAST IRON.....	1

END OF FIGURE

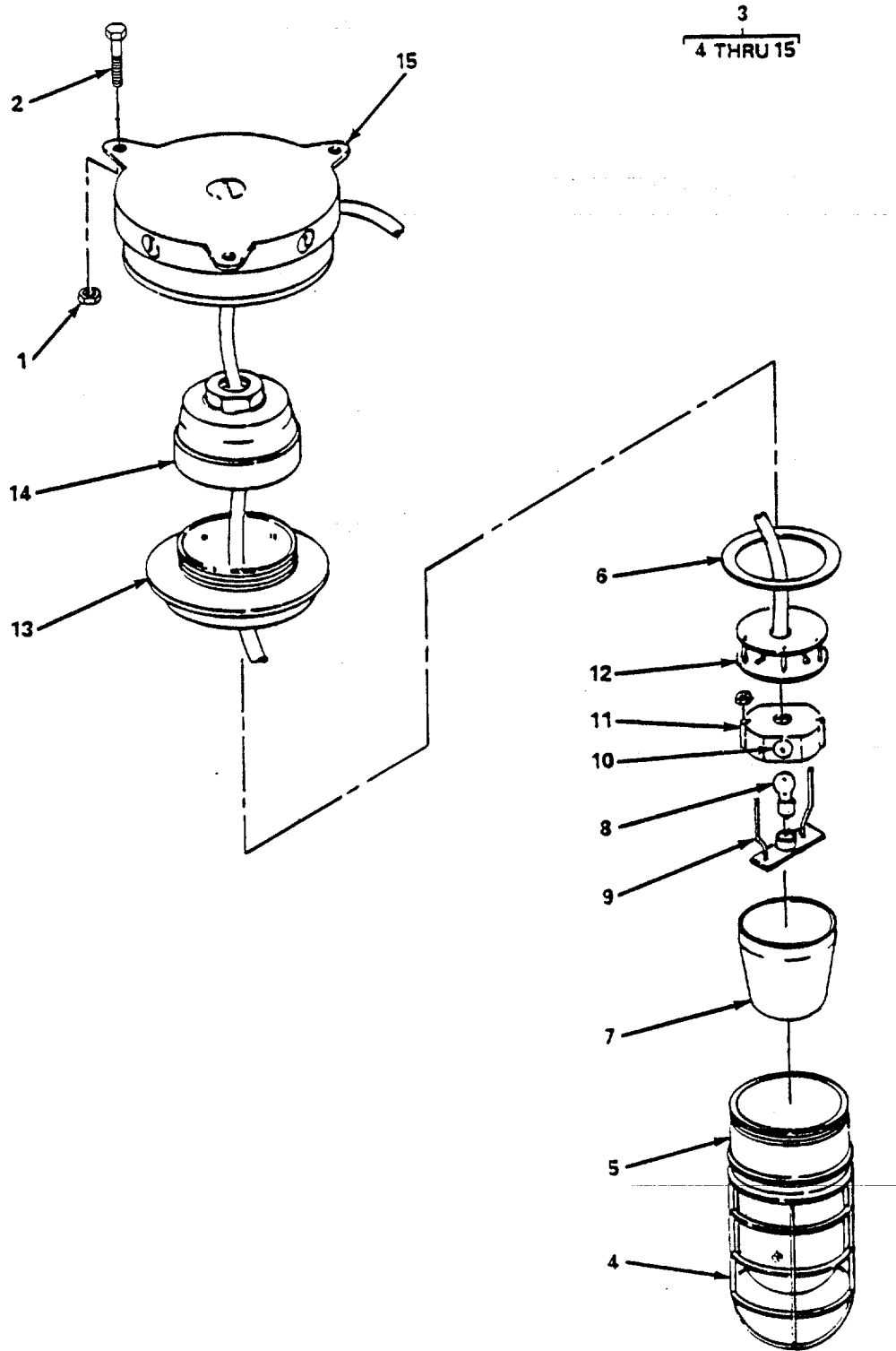


Figure 157. Rotary Light, Amber.

SECTION II

TM 55-1905-219-34P-1

(1) ITEM NO	(2) SMR CODE	(3) CAGEC	(4) PART NUMBER	(5) DESCRIPTION AND USABLE ON CODES(UOC)	(6) QTY
GROUP 02 ELECTRIC POWER GENERATOR AND DISTRIBUTION					
FIG. 157 ROTARY LIGHT, AMBER					
1	XDCZZ	96906	MS51922-1	NUT, SELF-LOCKING, HE HEX 1/4-20 UNC-..... 2B, STL, CD PL	2
2	XDCZZ	96906	MS90725-6	SCREW, CAP, HEXAGON H STL, CD PL, 1/4-..... 20 UNC-2A X 3/4IN L.....	2
3	PACOO	73274	RBWT-24V-BOX-AMBER	LIGHT, ROTATING 24V, W/AMBER LENS.....	1
4	XDCZZ	73274	6130	.GUARD, LAMP.....	
5	XDCZZ	73274	6140	.COVER, ACCESS	1
6	PACZZ	73274	6230	.GASKET FOR GLASS COVER, NEOPRENE.....	1
7	XDCZZ	73274	6223	.DOME, LEXAN	1
8	PACZZ	73274	6191	.LAMP.....	1
9	XDCZZ	73274	6180	.TIE ROD ASSEMBLY ALUMINUM	1
10	XDCZZ	73274	6160	.LENS, LIGHT	1
11	XDCZZ	73274	6170	.FRAME, ALUMINUM	1
12	XDCZZ	73274	6151	.MOTOR ASSEMBLY	1
13	XDCZZ	73274	6120	.BASE, ALUMINUM.....	1
14	XDCZZ	73274	6110	.CAP, ALUMINUM	1
15	XDCZZ	73274	6240	.BOX, CEILING GALVANIZED CAST IRON.....	1

END OF FIGURE

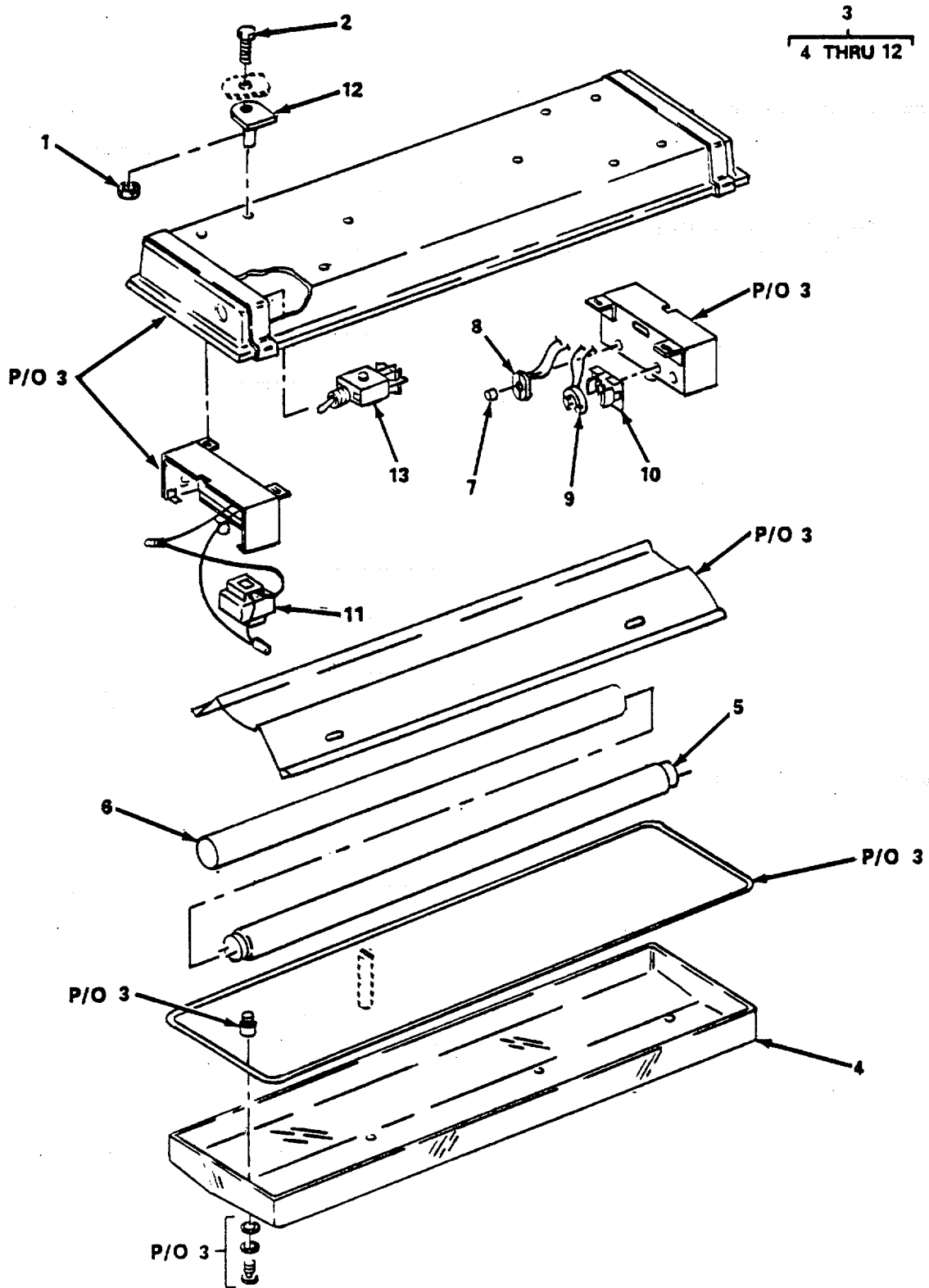


Figure 158. Fluorescent Light Fixture, Red and White.

SECTION II

TM 55-1905-219-34P-1

(1) ITEM NO	(2) SMR CODE	(3) CAGEC	(4) PART NUMBER	(5) DESCRIPTION AND USABLE ON CODES(UOC)	(6) QTY
GROUP 02 ELECTRIC POWER GENERATOR AND DISTRIBUTION					
FIG. 158 FLUORESCENT LIGHT FIXTURE RED AND WHITE					
1	XDCZZ	96906	MS51922-2	NUT, SELF-LOCKING, HE	4
2	XDCZZ	96906	MS35307-306	SCREW, CAP, HEXAGON H.....	4
3	XDCOZ	81349	M16377/12-333.1	FIXTURE, LIGHTING STD MOUNT, 3 LAMPS,	1
				1 RED FILTER, 120V, 60W, 60HZ	
4	XDCZZ	81349	M16377/12-001	.WINDOW, LIGHTING	1
5	PACZZ	08108	F20T12/CW	.LAMP, FLUORESCENT	3
6	XDCZZ	81349	M16377/12-003	.FILTER, INDICATOR LIGHT, RED.....	3
7	PACZZ	81770	115	.STARTER, FLUORESCENT LAMP	3
8	XDCZZ	81349	M970/13-1	.SOCKET, LAMP STARTER	3
9	XDCZZ	81349	M970/11-1	.LAMPHOLDER	3
10	XDCZZ	81349	M16377-40-002	.LOCK, FLUORESCENT LA	3
11	PACZZ	81349	M16377/44-001	.BALLAST, LAMP	3
12	XDCZZ	81349	M16377/41-001	.SHOCKMOUNT, FIXTURE SHOCK ABSORBING .	4
13	PACZZ	91929	12TS15-1	SWITCH, ELECTRICAL THREE POSITION,	1
				TWO POLE, 15A, 12V	

END OF FIGURE

8
9 THRU 11

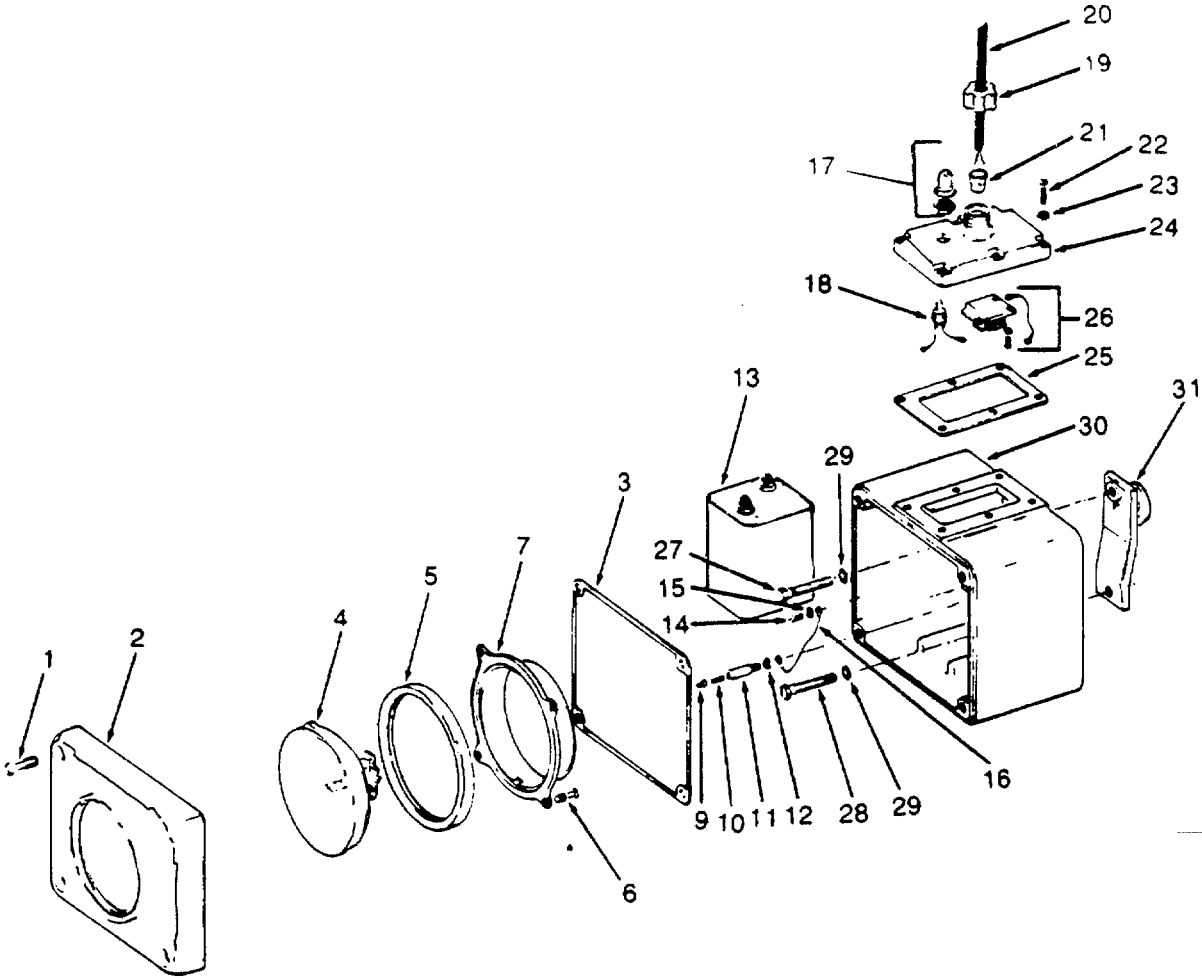


Figure 159. Relay Operated Lantern.

SECTION II

TM 55-1905-219-34P-1

(1) ITEM NO	(2) SMR CODE	(3) CAGEC	(4) PART NUMBER	(5) DESCRIPTION AND USABLE ON CODES(UOC)	(6) QTY
GROUP 02 ELECTRIC POWER GENERATOR AND DISTRIBUTION					
FIG. 159 RELAY OPERATED LANTERN					
	XDCZZ	81349	MIL-F-16377/53-1 01.2	LANTERN RELAY.....	10
1	XDCZZ	81349	M16377/53FIG17(B)	.SCREW COVER.....	4
2	XDCZZ	81349	M16377/53FIG8	.COVER LANTERN.....	1
3	XDCZZ	81349	M16377/53-007	.GASKET COVER.....	1
4	PACZZ	96906	MS16524-2	.LAMP, INCANDESCENT.....	1
5	XDCZZ	81349	M16377/53-FIG 12 SH10253	.GASKET LAMP.....	1
6	XDCZZ	81349	M16377/53FIG17(A)	.SCREW LAMP RETAINER.....	4
7	XDCZZ	81349	M16377/53FIG9	.RETAINER LAMP.....	1
8	XDCZZ	81349	M16377/53FIG15(D)	.LAMP CONTACT.....	2
9	XDCZZ	81349	M16377/53FIG15(B)	..PLUNGE.....	1
10	XDCZZ	81349	M16377/53FIG15(C)	..SPRING.....	1
11	XDCZZ	81349	M16377/53FIG15(A)	..SLEEVE.....	1
12	PACZZ	96906	MS35333-106	.WASHER, LOCK.....	2
13	PACZZ	81349	BA200U	.BATTERY (1) NONRECH.....	2
14	XDCZZ	81349	M16377/53FIG6	.SCREW BRASS 5-40 X.....	2
15	XDCZZ	81349	M16377/53FIG6	.WASHER INTERNAL.....	2
16	XDCZZ	81349	M16377/53FIG18	.WIRE ASSEMBLY.....	2
17	PACZZ	81349	M5423-07-01	.BOOT, DUST AND MOIST.....	1
18	PACZZ	96906	MS16712-1	.SWITCH, PUSH.....	1
19	XDCZZ	81349	MIL-S-19622/10-0 002	.CAP NYLON STUFFING.....	1
20	XDCZZ	81349	J-C-580S06CK3/16 S	.CABLE TYPE SJT SIZE.....	10
21	PACZZ	81349	M19622/17-02	.PACKING ASSEMBLY.....	1
22	PACZZ	96906	MS35214-57	.SCREW, MACHINE.....	6
23	PACZZ	96906	MS35333-107	.WASHER, LOCK.....	6
24	XDCZZ	81349	M16377/53FIG11	.HOUSING RELAY.....	1
25	XDCZZ	81349	M16377/53FIG13	.GASKET RELAY.....	1
26	PACZZ	81349	M16377/53-004	.RELAY, LANTERN.....	1
27	PACZZ	96906	MS90725-34	.BOLT, MACHINE.....	1
28	PACZZ	96906	MS90725-33	.BOLT, MACHINE.....	1
29	PACZZ	78062	100A12-6	.PACKING, PREFORMED.....	2
30	XDCZZ	81349	M16377/53-001	.BODY ASSEMBLY.....	1
31	XDCZZ	81349	M16377-53-003	.BRACKET ASSEMBLY.....	1

END OF FIGURE

SECTION II

TM 55-1905-219-34P-1

(1) ITEM NO	(2) SMR CODE	(3) CAGEC	(4) PART NUMBER	(5) DESCRIPTION AND USABLE ON CODES(UOC)	(6) QTY
GROUP 02 ELECTRIC POWER GENERATOR AND DISTRIBUTION					
FIG. 160 PORTABLE LANTERN					
	XDCZZ	81349	MIL-F-16377/53-1 00.2	LANTERN PORTABLE EXCLUDES P/N..... M16377 /43-001	10
	XDCZZ	81349	MIL-F-16377/53-1 00.2R	LANTERN W/HANDLE & SAME PARTS..... BREAKDOWN AS LANTERN M16377/53- 100.2 WITH THE ADDITION OF PART M16377/43-001	2
1	XDCZZ	81349	M16377/53FIG17(B)	.SCREW COVER	4
2	XDCZZ	81349	M16377/53FIG8	.COVER LANTERN	1
3	XDCZZ	81349	M16377/53-007	.GASKET COVER	1
4	PACZZ	96906	MS16524-2	.LAMP, INCANDESCENT	1
5	XDCZZ	81349	M16377/53FIG12	.GASKET LAMP	1
6	XDCZZ	81349	M16377/53FIG17(A)	.SCREW LAMP RETAINER.....	4
7	XDCZZ	81349	M16377/53FIG9	.RETAINER LAMP	1
8	XDCZZ	81349	M16377/53FIG15(D)	.LAMP CONTACT	2
9	XDCZZ	81345	M16377/53FIG15(B)	..PLUNGER 1.....	1
10	XDCZZ	81349	M16377/53FIG15(C)	..SPRING	1
11	XDCZZ	81349	M16377/53 FIG 15 (A)	..SLEEVE.....	1
12	PACZZ	96906	MS35333-106	.WASHER, LOCK	2
13	PACZZ	81349	BA200U	.BATTERY (1) NONRECH.	2
14	XDCZZ	81349	M16377/53 FIG 6	.SCREW BRASS 5-40 X.....	2
15	XDCZZ	81349	M16377/53	.WASHER INTERNAL	2
16	PACZZ	96906	MS16656-2	.SWITCH, TOGGLE	1
17	XDCZZ	81349	MIL-B-5423/2	.BOOT TYPE A STYLE 3	1
18	PACZZ	96906	MS35214-57	.SCREW, MACHINE	6
19	PACZZ	96906	MS35333-107	.WASHER, LOCK	6
20	XDCZZ	81349	M16377/53-002	.HANDLE ASSEMBLY	1
21	XDCZZ	81349	M16377/53-FIG 13 SH10254	.GASKET HANDLE	1
22	PACZZ	96906	MS90725-34	.BOLT, MACHINE	1
23	PACZZ	96906	MS90725-33	.BOLT, MACHINE	1
24	PACZZ	78062	100A12-6	.PACKING, PREFORMED	2
25	XDCZZ	81349	M16377/53-001	.BODY ASSEMBLY.....	1
26	XDCZZ	81349	M16377-53-003	.BRACKET ASSEMBLY	1
27	XDCZZ	96906	M16377/53 FIG 18	.WIRE ASSEMBLY	2
28	PACZZ	81349	M16377/43-001	.FILTER, LANTERN, EL.....	1

END OF FIGURE

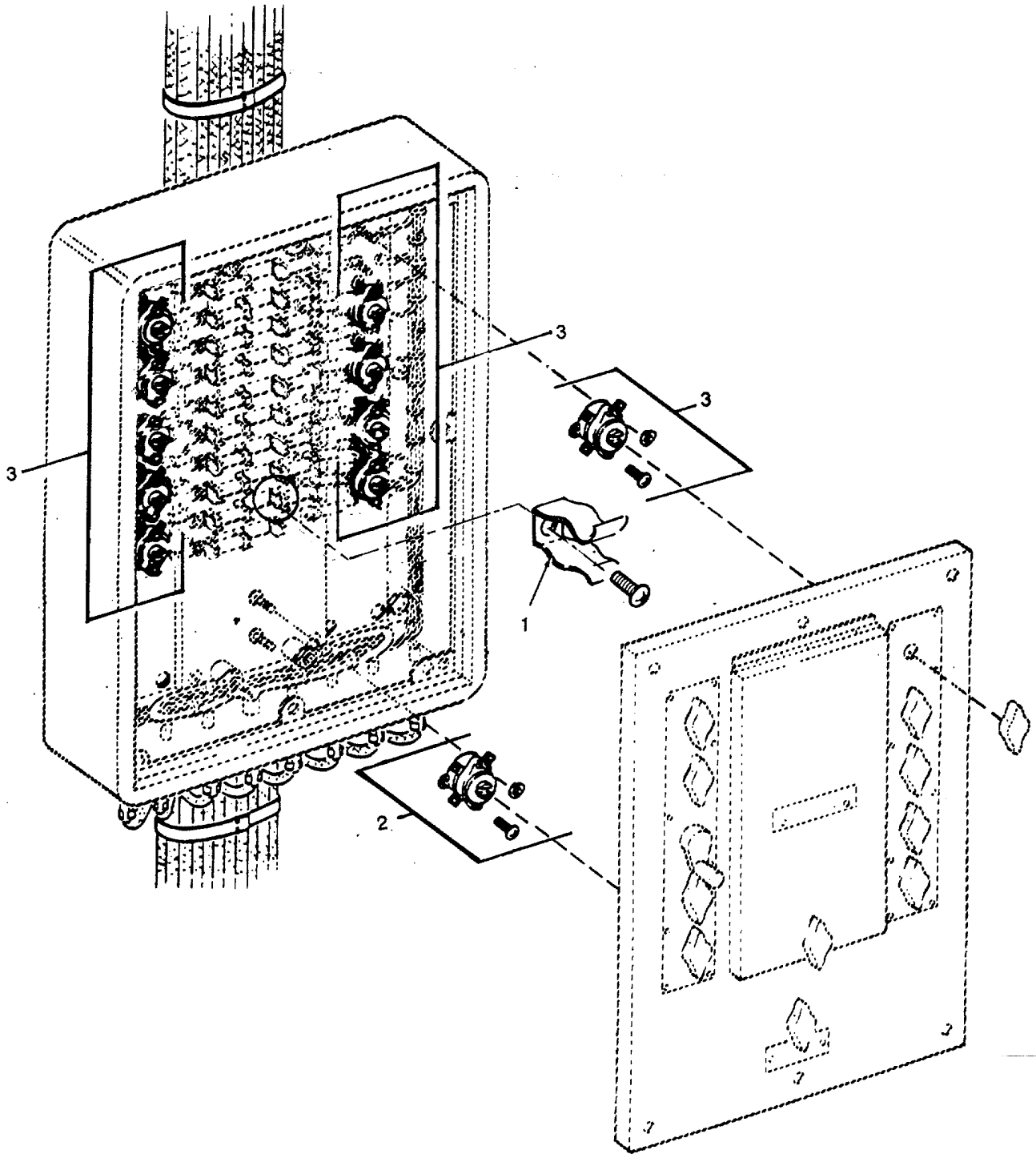


Figure 161. Navigation Light Panel - LCU1667 Only.

SECTION II

TM 55-1905-219-34P-1

(1) ITEM NO	(2) SMR CODE	(3) CAGEC	(4) PART NUMBER	(5) DESCRIPTION AND USABLE ON CODES(UOC)	(6) QTY
GROUP 02 ELECTRIC POWER GENERATOR AND DISTRIBUTION					
FIG. 161 NAVIGATION LIGHT PANEL, LCU 1667 ONLY					
	XDCHH	81349	M24:75/4-o00	PANEL NAVIGATION USED ON LCU 1667.....	1
1	XDCZZ	81349	STYLE FC 211 MIL -F-21346	.CLIP FUSE INCLUDES ATTACHING.....	40
2	PACZZ	81349	1SR2A3	.SWITCH, ROTARY INCLUDES ATTACHING.....	1
3	PCCZZ	81349	1SR2B4A	.SWITCH, ROTARY INCLUDES ATTACHING.....	10
				HARDWARE.....	

END OF FIGURE

SECTION II

TM 55-1905-219-34P-1

(1) ITEM NO	(2) SMR CODE	(3) CAGEC	(4) PART NUMBER	(5) DESCRIPTION AND USABLE ON CODES(UOC)	(6) QTY
GROUP 02 ELECTRIC POWER GENERATOR AND DISTRIBUTION					
FIG. 162 NAVIGATION LIGHT PANEL, LCU 1668 THRU LCU 1670					
	XDCHH	28454	287E24	.PANEL NAVIGATION USED ON LCU 1668..... THRU	1
1	PACZZ	96906	MS35649-282	.NUT, PLAIN, HEXAGON	32
2	PACZZ	96906	M535333-38	.WASHER, LOCK.....	32
3	PACZZ	96906	MS35206-245	.SCREW, MACHINE	32
4	PACZZ	81349	FHL22W	.FUSEHOLDER, EXTRACTO.....	16
5	PACZZ	27193	15-1049-3	.NUT, PLAIN, ROUND	8
6	PACZZ	96906	MS35059-21	.SWITCH, TOGGLE	6
7	PACZZ	96906	MS25068-21	.SWITCH, TOGGLE	1
8	PACZZ	96906	MS35059-22	.SWITCH, TOGGLE	1
9	PACZZ	49956	125--6-2	.KNOB	1
10	PACZZ	96906	MS35650--302	.NUT, PLAIN, HEXAGON	4
11	PACZZ	96906	MS35206-263	.SCREW, MACHINE	4
12	PACZZ	96906	MS35333-39	.WASHER, LOCK.....	4
13	XDCZZ	82121	1SR2B2	.SWITCH, ROTARY	1
14	PACZZ	96906	MS35206-230	.SCREW, MACHINE	4
15	PACZZ	96906	MS35333-37	.WASHER, LOCK.....	4
16	XDCZZ	71785	353-11-22-001	.STRIP TERMINAL	1
17	PACZZ	96906	MS35206-226	.SCREW, MACHINE	4
18	XDCZZ	28454	287E24N/P	.PLATE SET	1
19	XDCZZ	28454	287E24S/M	.ENCLOSURE	1

END OF FIGURE

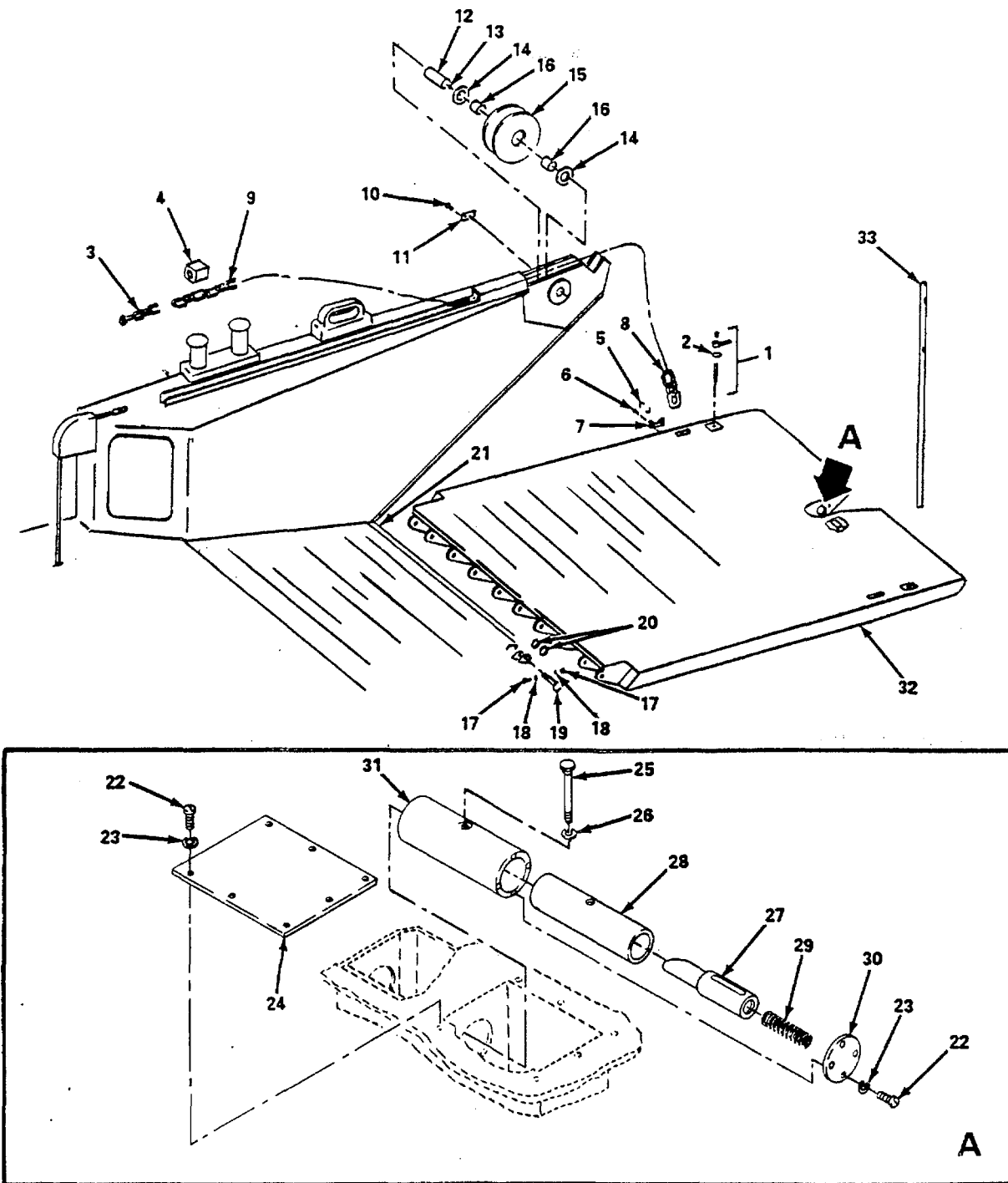


Figure 163. Bow Ramp and Fairlead.

SECTION II

TM 55-1905-219-34P-1

(1) ITEM NO	(2) SMR CODE	(3) CAGEC	(4) PART NUMBER	(5) DESCRIPTION AND USABLE ON CODES(UOC)	(6) QTY
GROUP 03 BOW RAMP AND WINCH					
FIG. 163 BOW RAMP AND FAIRLEAD					
1	XDCZZ	53157	120-4634371PC4	BOLT, TEE HEAD CRES	2
2	XDCZZ	53157	120-4634371PC13	.WASHER, FLAT 3 IN OD X 1-4 IN THK	2
3	XDCZZ	53157	8	TURNBUCKLE 1 1-4IN	2
4	XDCZZ	53157	7	STOP CHAIN	2
5	PAHZZ	80024	120-4634371PC14	PIN END LINK CHAIN	2
6	XDHZZ	53157	120-4634371PC34	SCREW, MACHINE CRES	4
7	XDHZZ	80064	1204634371PC33	KEEPER PIN 1 3-4X1-4X4 1-2LG, STEEL.....	2
8	XDHZZ	53157	16	LINK CHAIN	2
9	XDHZZ	80064	1204634371PC6	CHAIN RAMP.....	40
10	XDHZZ	80064	1204634371PC20	SCREW MACHINE 3/8 CRES	4
11	XDHZZ	53157	22	KEEPER SHEAVE PIN	2
12	XDHZZ	53157	3	PIN SHEAVE CRES	2
13	XDCZZ	36251	5055	FITTING LUBRICATION	12
14	PAHZZ	53157	120-4634371PC12	BEARING, WASHER, THRU.....	4
15	XDHZZ	80064	1204634371PC1	SHEAVE WILDCAT	2
16	XDHZZ	53157	2	BUSHING HALF CAST BRONZE SAE 660.....	4
17	XDHZZ	80064	1204634371PC38	BOLT ASSY HEX HEAD	10
18	XDHZZ	80064	1204634371PC39	WASHER STEEL 7/8	20
19	PAHZZ	80064	120-463437PC40	RAMP HINGE PIN.....	10
20	XDHZZ	53157	120-4634371PC209	BEARING, WASHER, THRU 4 1-2 IN OD X	20
				2 1-16 IN ID X 1-4 IN THK BRONZE	
21	PAHZZ	75183	DB503	GASKET	50
22	XDFZZ	96906	MS51959-96	SCREW, MACHINE FLAT HD, CROSS-	22
				RECESSED, 5/16-18 UNC-2A X 3/4L.....	
23	XDFZZ	96906	MS35338-140	WASHER, LOCK 5/16 IN NOM DIA	22
24	XDFZZ	97403	13226E8059-3	PLATE, STEEL 1/4 X 9 X 13-1/4 IN	2
25	XDFZZ	96906	MS35307-499	SCREW, CAP HEX HD, 3/4-10 UNC-2A X 5.....	2
				IN L.....	
26	XDFZZ	96906	MS35338-146	WASHER, LOCK HELICAL, 3/4 IN NOM DIA.....	2
27	XDFZZ	81346	17-4PH	BAR, ROUND 3 IN DIA X 11-3/4 IN L,	2
				40-45 RC	
28	XDFZZ	70417	CC-3701-1	SLEEVE, BEARING	2
29	XDFZZ	56988	S-3094	SPRING, HELICAL COMPRESSION, 2-3/8 OD.....	2
30	XDFZZ	97403	13226E8059-10	PLATE 1/2 IN STK X 5 IN OD	2
31	XDFZZ	81346	UNSG10260	TUBING ROUND, MECH, 5 IN OD X 5/8 IN.....	2
				X 12-7/8 IN	
32	PBHHH	53157	RAMP	RAMP, LANDING SHIP B	1
33	XDCZZ	80064	1204634371DET12A	STAFF JACK	1

END OF FIGURE

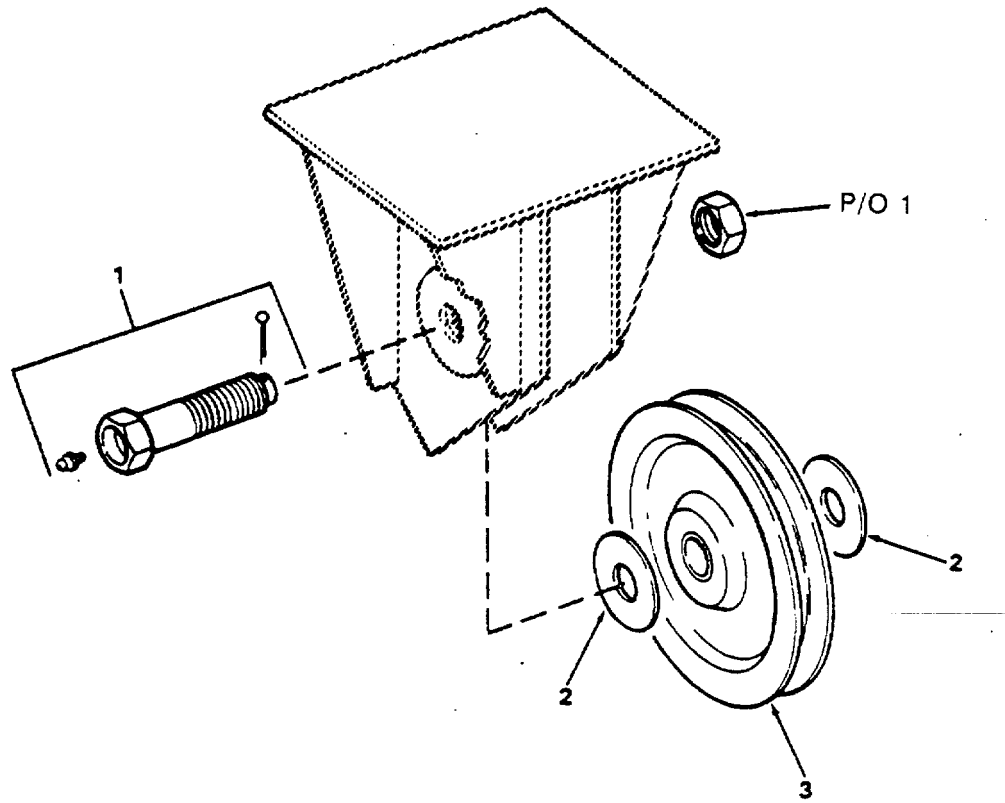


Figure 164. Lower Fairlead Sheave.

SECTION II

TM 55-1905-219-34P-1

(1) ITEM NO	(2) SMR CODE	(3) CAGEC	(4) PART NUMBER	(5) DESCRIPTION AND USABLE ON CODES(UOC)	(6) QTY
GROUP 03 BOW RAMP AND WINCH					
FIG. 164 LOWER FAIRLEAD SHEAVE					
	XDHZZ	80064	113-4634364-DET 8A	SHEAVE ASSEMBLY.....	2
1	XDHZZ	80064	113-4634364-18	.PIN SHEAVE WITH NUT COTTER PIN AND GREASE LUBE FITTING	1
2	XDHZZ	80064	113-4634364-26	.WASHER ROUND BRASS	2
3	XDHZZ	80064	113-4634364-17	.SHEAVE WIRE ROPE GROOVED BRONZE BUSHED BORED FOR 1-3/4 DIA PIN.....	1

END OF FIGURE

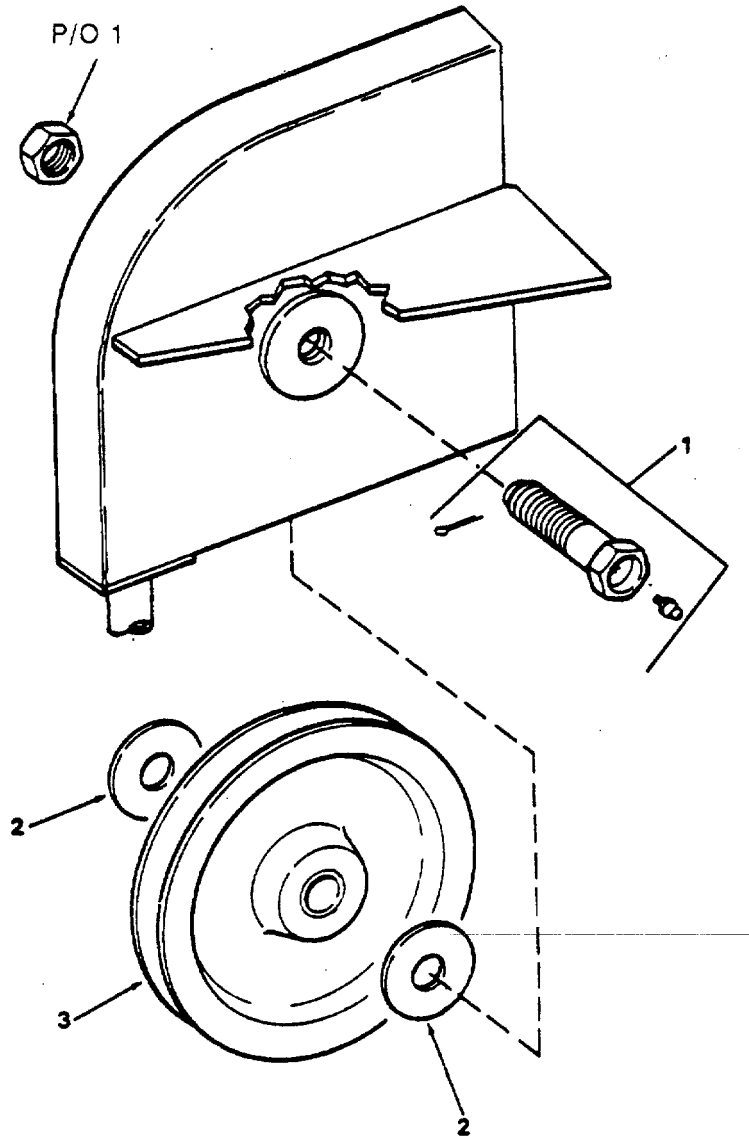


Figure 165. Upper Fairlead Sheave.

SECTION II

TM 55-1905-219-34P-1

(1) ITEM NO	(2) SMR CODE	(3) CAGEC	(4) PART NUMBER	(5) DESCRIPTION AND USABLE ON CODES(UOC)	(6) QTY
				GROUP 03 BOW RAMP AND WINCH	
				FIG. 165 UPPER FAIRLEAD SHEAVE	
	XDHZZ	80064	113-4634364-DET 9A	SHEAVE ASSEMBLY	2
1	XDHZZ	80064	113-4634364-18	.PIN SHEAVE WITH NUT COTTER PIN	1
				AND GREASE LUBE FITTING	
2	XDHZZ	80064	113-4634364-26	.WASHER ROUND BRASS	2
3	XDHZZ	80064	113-4634364-27	.SHEAVE WIRE ROPE GROOVED BRONZE	1
				BUSHED BORED FOR 1-3/4 DIA PIN.....	

END OF FIGURE

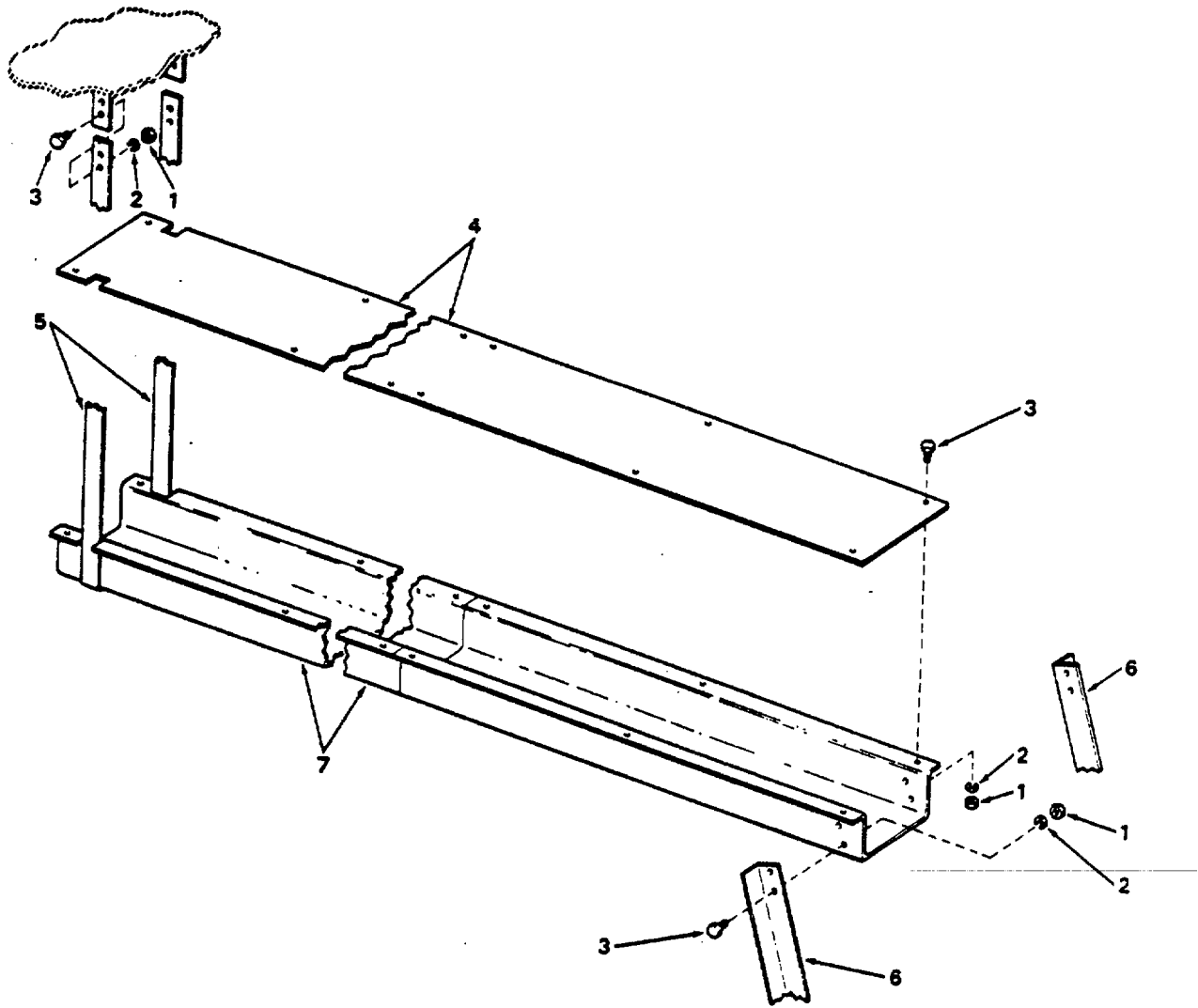


Figure 166. Wire Rope Guard.

SECTION II

TM 55-1905-219-34P-1

(1) ITEM NO	(2) SMR CODE	(3) CAGEC	(4) PART NUMBER	(5) DESCRIPTION AND USABLE ON CODES(UOC)	(6) QTY
GROUP 03 BOW RAMP AND WINCH					
FIG. 166 WIRE ROPE GUARD					
	XDCZZ	80064	113-4634364-DET 8D	GUARD ASSEMBLY	2
1	PACZZ	96906	MS51967-8	.NUT, PLAIN, HEXAGON	20
2	PACZZ	96906	MS35338-46	.WASHER, LOCK.....	20
3	PACZZ	96906	MS18154-60	.SCREW, CAP, HEXAGON H	20
4	XDCZZ	80064	113-4634364-39	.COVER ROPE GUARD	1
5	XDCZZ	80064	113-4634364-38	.BRACE WIRE ROPE	2
6	XDCZZ	80064	113-4634364-41	.BRACE WIRE ROPE	2
7	XDCZZ	80064	113-4634364-40	.TRAY WIRE ROPE	1

END OF FIGURE

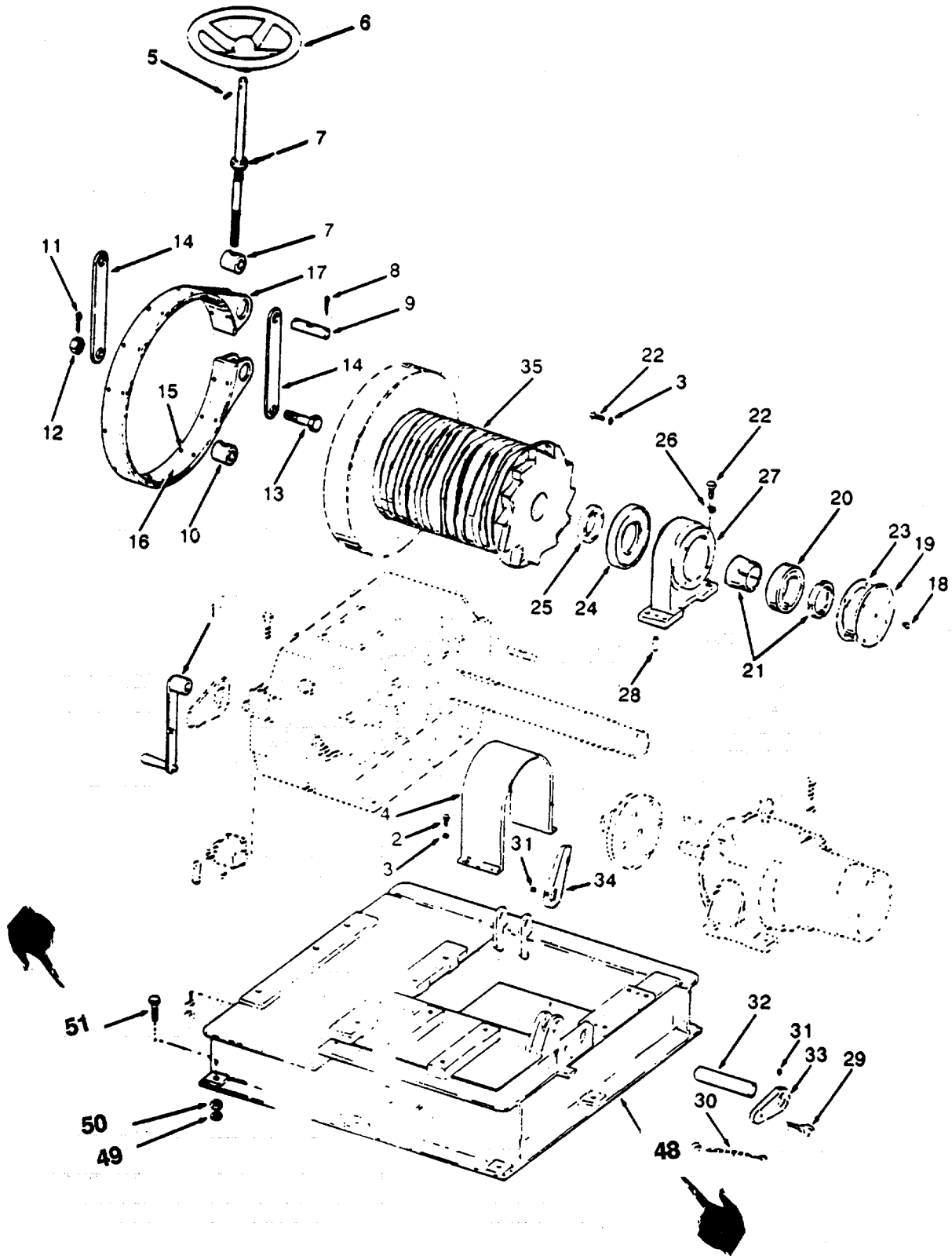


Figure 167. Bow Ramp Winch Assembly (Sheet 1 of 2)

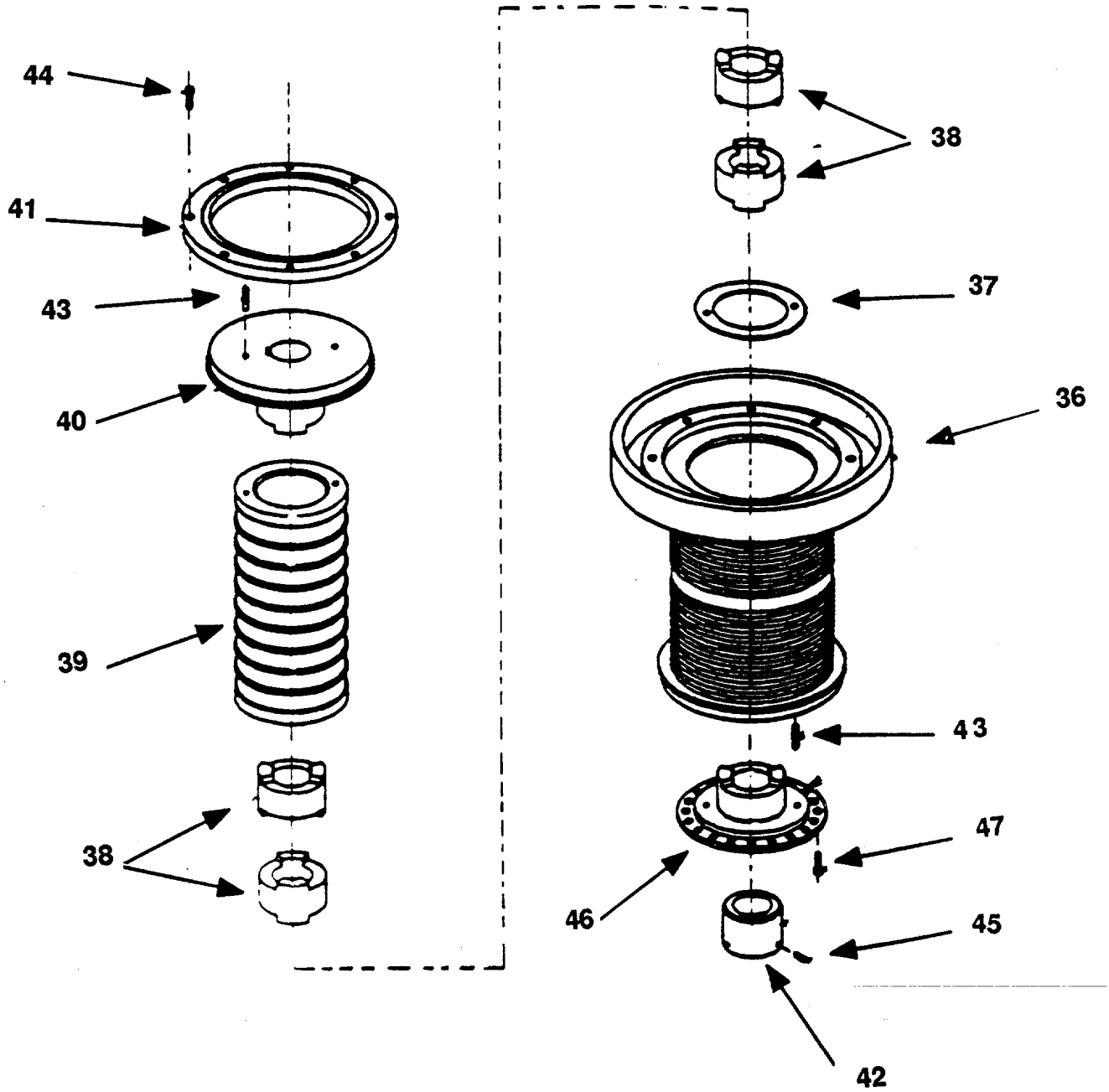


Figure 167. Bow Ramp Winch Assembly (Sheet 2 of 2)

SECTION II

TM 55-1905-219-34P-1 CO-1

(1) ITEM NO	(2) SMR CODE	(3) CAGEC	(4) PART NUMBER	(5) DESCRIPTION AND USABLE ON CODES(UOC)	(6) QTY
GROUP 03 BOW RAMP AND WINCH					
FIG. 167 BOW RAMP WINCH					
	XDCHH	76727	X1454	WINCH ASSEMBLY BOW	1
1	XDCZZ	76727	C-1130-1	.CRANK HAND.....	1
2	PACZZ	96906	MS35307-360	.SCREW. CAP, HEXAGON H.....	4
3	PACZZ	96906	MS35338-141	.WASHER, LOCK.....	8
4	XDCZZ	76727	R-11291	.GUARD TORQUE	1
5	XDCZZ	76727	C-964	.PIN TAPER	1
6	XDCZZ	76727	C-965	.HANDWHEEL	1
7	XDCZZ	76727	C-11293-4	.SCREW.....	1
8	PACZZ	96906	MS24665-516	.PIN, COTTER	2
9	XDCZZ	76727	C-11293-1	.PIN BRAKE	1
10	XDCZZ	76727	C-11293-2	.HUT BRAKE.....	1
11	PACZZ	96906	MS24665-518	.PIN, COTTER	1
12	PACZZ	96906	MS35691-91	.NUT, PLAIN9HEXAGON	1
13	XDCZZ	96906	MS35307-571	.SCREW, CAP, HEXAGON H.....	1
14	XDCZZ	76727	C-11293-5	.LINK BRAKE	2
15	XDCZZ	76727	B-11292-4	.RIVET, TUBULAR.....	22
16	XDCZZ	76727	B-11292-2	.LINING BRAKE ASBEST	1
17	PACZZ	76727	B-11292-1	.BAND, BRAKE	1
18	PACZZ	96906	MS15003-6	.FITTING, LUBRICATION	1
19	XDCZZ	76727	B-9060-3	.COVER BEARING	1
20	PACZZ	52676	22218CK	.BEARING, ROLLER, SELF	1
21	XDCZZ	52676	SNW18	.ADAPTER, SLEEVE BEAR.....	1
22	XDCZZ	96906	MS90725-64	.SCREW, CAP, HEXAGON H.....	8
23	XDCZZ	76727	B-9060-2	.RING COVER.....	1
24	XDCZZ	76727	B-9060-2	.PLATE SEAL HOLDER.....	1
25	PACZZ	73680	53X2252	.SEAL, PLAIN ENCASED	1
26	PACZZ	96906	MS35338-46	.WASHER, LOCK.....	4
27	XDCZZ	76727	B-9060	.HOUSING BEARING	1
28	XDCZZ	76727	R-11291-18	.PIN DOWEL	2
29	XDCZZ	76727	R-11290-41	.BOLT EYE PAWL LEVER.....	1
30	XDCZZ	80535	14X8INCH	.CHAIN RETAINING	1
31	XDCZZ	76727	C-9061-4	.SCREW SOCKET HEX	2
32	XDCZZ	76727	C-9061-3	.PIN PAWL	1
33	XDCZZ	76727	C-9061-1	.LEVER PAWL	1
34	XDCZZ	76727	C-9061-2	.PAWL	1
35	XDHZZ	76727	A-9853	DRUM CABLE.....	1
36	PAHZZ	27826	302482-101	RING, MOUNTING	1
37	PAHZZ	27826	301930-101	SHIM	2
38	PAHZZ	27826	301929-101	COG	4
39	PAHZZ	27826	301923-100	MOLDED ASSEMBLY.....	1
40	PAHZZ	27826	301927-101	PLATE, INNER MOUNT	8
41	PAHZZ	27826	301918-104	BEARING	1
42	PAHZZ	27826	301928-101	BUSHING	1
43	PAHZZ	27826	301918-101	DOWEL	4
44	PAHZZ	27826	301918-103	SCREW CAP SOC HD	8

SECTION II

TM 55-1905-219-34P-1 CO-1

(1) ITEM NO	(2) SMR CODE	(3) CAGEC	(4) PART NUMBER	(5) DESCRIPTION AND USABLE ON CODES(UOC)	(6) QTY
45	PAHZZ	27826	301918-102	SCREW SET	3
46	PAHZZ	27826	301922-101	PLATE, MOUNT OUTER	1
47	PAHZZ	27826	301918-105	SCREW, CAP, SOC, HD	20
48	XDHZZ	76727	R-11291	.BASE WINCH	1
49	PACZZ	96906	MS35691-58	NUT, PLAIN, HEXAGON	8
50	PACZZ	96906	MS51967-23	NUT, PLAIN, HEXAGON	8
51	PACZZ	96906	MS90725-190	SCREW, CAP, HEXAGON H	8

END OF FIGURE

11
12 THRU 17

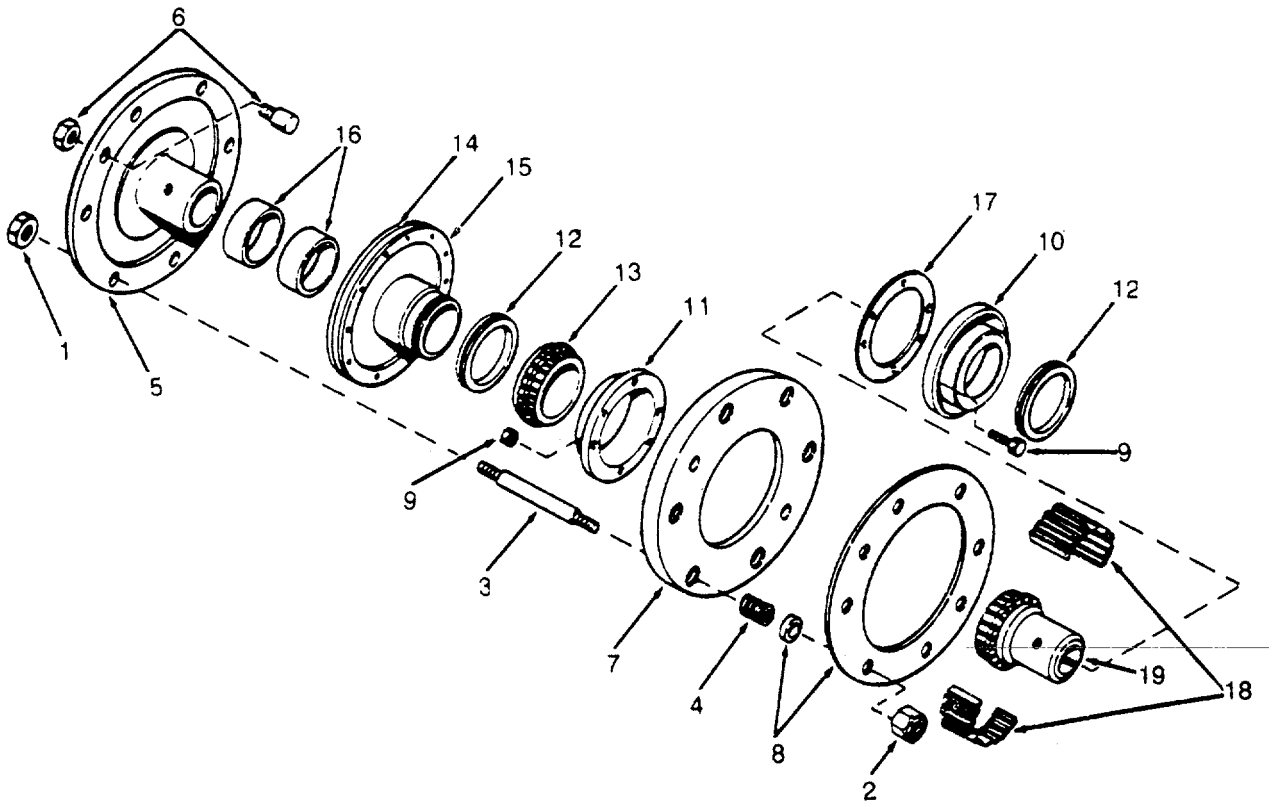


Figure 168. Torque Coupling.

SECTION II

TM 55-1905-219-34P-1

(1) ITEM NO	(2) SMR CODE	(3) CAGEC	(4) PART NUMBER	(5) DESCRIPTION AND USABLE ON CODES(UOC)	(6) QTY
GROUP 03 BOW RAMP AND WINCH					
FIG. 168 TORQUE COUPLING					
	XDCZZ	21444	SIZE7TYPEFT	..COUPLING CONTROLLED (SPECIFY HUB..... BORE AND KEYWAY SIZE WHEN ORDERING).	1
1	XDCZZ	21444	SIZE7TYPEFT-2	..NUT JAM HEX	6
2	XDCZZ	21444	SIZE7TYPEFT-5	..NUT SELF LOCKING	6
3	XDCZZ	21444	SIZE7TYPEFT-4	..STUD MACHINE	6
4	XDCZZ	21444	SIZE7TYPEFT-13	..SPRING LOAD.....	6
5	XDCZZ	21444	SIZE7TYPEFT-3	..HUB TYPE FT TORQUE SPECIFY 1 5/8	1
				IN. BORE AND 3/8 X 3/8 IN. KEYWAY WHEN ORDERING.....	
6	XDCZZ	21444	SIZE7TYPEFT-1	..PIN DRIVING WITH INCLUDES HEXNUT.	1
7	XDCZZ	21444	SIZE7TYPEFT-12	..PLATE DRIVING	1
8	XDCZZ	21444	199811	..RING SPRING GUIDE	1
9	XDCZZ	21444	SIZE7TYPEFT-18	..SCREW CAP WITH LOCK.....	4
10	XDCZZ	21444	SIZE7TYPEFT-9	..HALF COVER TYPE F	1
11	XDCZZ	21444	SIZE7TYPEFT-6-11	..SLEEVE ASSEMBLY	1
12	XDCZZ	21444	SIZE7TYPEFT-9	..HALF COVER TYPE F	1
13	XDCZZ	21444	7FTSE	..SEAL, FLEXIBLE COUPL	1
14	XDCZZ	21444	SIZE7TYPEFT-10	..RING GROOVED TORQUE	1
15	PACZZ	21444	707169	..LINING, FRICTION	1
16	XDCZZ	21444	SIZE7TYPEFT-6	..SLEEVE TORQUE	1
17	XDCZZ	21444	88214	..BEARING, SLEEVE	2
18	PCCZZ	21444	186350	..GASKET	1
19	XDCZZ	21444	706390	..GRID ONE COUP	2
20	XDCZZ	21444	SIZE7TYPEFT-16	..HUB TYPE F TORQUE SPECIFY 1 3/8	1
				IN. BORE & 5/16 X 5/16 IN. KEYWAY ORDERING.....	

END OF FIGURE

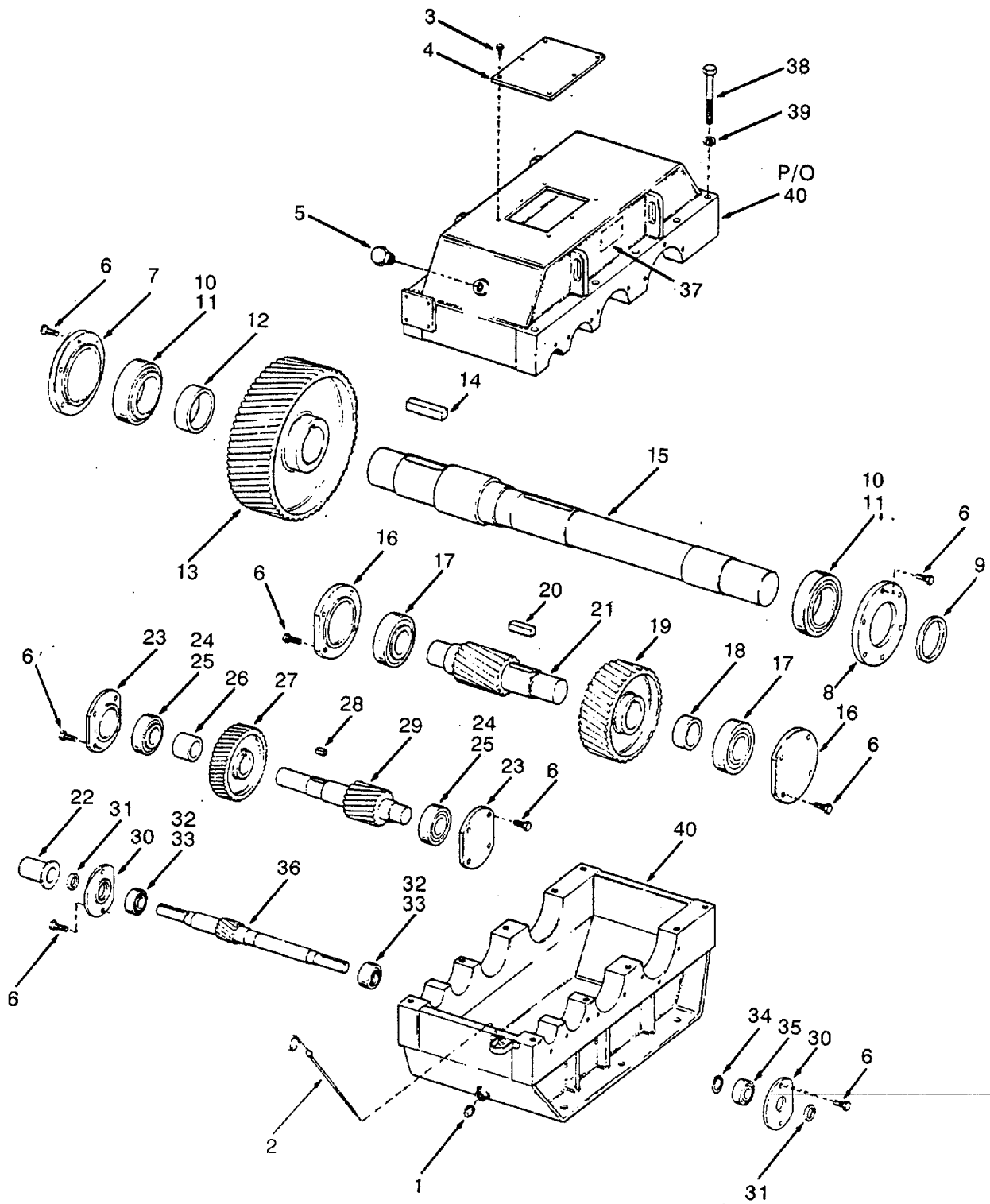


Figure 169. Speed Reducer.

SECTION II

TM 55-1905-219-34P-1

(1) ITEM NO	(2) SMR CODE	(3) CAGEC	(4) PART NUMBER	(5) DESCRIPTION AND USABLE ON CODES(UOC)	(6) QTY
GROUP 03 BOW RAMP AND WINCH					
FIG. 169 SPEED REDUCER					
	XDHHZ	29386	90T BM1640	..REDUCER ASSEMBLY	1
1	XDCZZ	96906	MS49005-10	..PLUG PIPE	1
2	XDCZZ	29386	B1334	..DIPSTICK ASSEMBLY	1
3	PACZZ	96906	MS35206-309	..SCREW, MACHINE	6
4	XDCZZ	29386	100S-03	..PLATE INSPECTION	1
5	PACZZ	97484	M812	..PLUG, VENT.....	1
6	XDCZZ	96906	MS9072S-ill	..SCREW, CAP, HEXAGON H.....	32
7	XDHZZ	29386	90D-16	..PLATE RETAINING LOW	1
8	XDHZZ	29386	90D-15	..PLATE RETAINING LOW.....	1
9	PCCZZ	80201	34861	..SEAL, PLAIN ENCASED	1
10	PACZZ	60038	JM718110	..CUP, TAPERED ROLLER	2
11	PACZZ	60038	JM718149	..CONE AND ROLLERS, TA.....	2
12	XDCZZ	29386	90D-14	..SPACER, SLEEVE.....	1
13	XDHZZ	29386	90D-IOF	..GEAR, LOW SPEED.....	1
14	XDHZZ	96906	MS20067-400	..KEY, MACHINE	1
15	XDHZZ	29386	B3349	..SHAFT, LOW SPEED	1
16	XDHZZ	29386	90D-28	..PLATE RETAINING	2
17	PACZZ	60038	H414249H414210	..BEARING, ROLLER, TAPE	2
18	XDCZZ	29386	90D-23	..SPACER SECOND SHAFT	1
19	XDHZZ	29386	90D-30F	..GEAR, SECOND SHAFT	1
20	XDHZZ	96906	MS20068-491	..KEY, MACHINE.....	1
21	PAHZZ	29386	90D-20	..PINION SECOND SHAFT	1
22	XDHZZ	29386	X-3935-ZZ	..COVER INPUT SHAFT	1
23	XDHZZ	29386	90T-49	..PLATE RETAINING	2
24	PACZZ	6003P	JHM807012	..CUP, TAPERED ROLLER	2
25	PACZZ	60038	JHM807045	..CONE AND ROLLERS, TA	2
26	XDCZZ	29386	90T-47	..SPACER THIRD SHAFT.....	1
27	XDCZZ	29386	90T-50-F	..GEAR, THIRD SHAFT.....	1
28	XDHZZ	96906	MS20068-356	..KEY, MACHINE	1
29	XDHZZ	29386	90T-40	..PINION, THIRD SHAFT	1
30	XDHZZ	29386	90T-68	..PLATE RETAINING	2
31	PCCZZ	80201	11124	..SEAL, PLAIN ENCASED	2
32	PACZZ	60038	15250	..CUP, TAPERED ROLLER	2
33	PACZZ	60038	15113	..CONE AND ROLLERS, TA.....	2
34	PACZZ	96906	MS16624-1137	..RING, RETAINING	1
35	PAHZZ	36479	U-1207-B	..BEARING, ROLLER, CYLI	1
36	XDHZZ	29386	90T-61	..GEAR, SHAFT, HIGH	1
37	XDCZZ	29386	SK1229	..PLATE	2
38	XDCZZ	96906	MS90725-200	..SCREW, CAP, HEXAGON H	10
39	PACZZ	96906	MS35338-51	..WASHER, LOCK	10
40	XDHZZ	29386	90-T-02	..HOUSING SPEED	1

END OF FIGURE

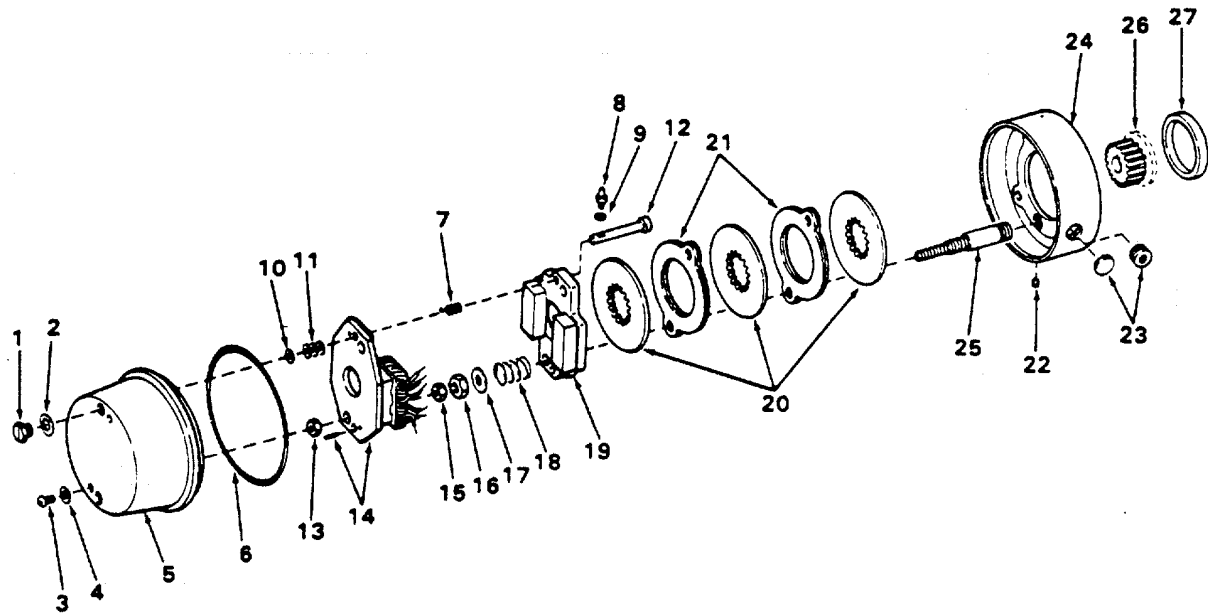
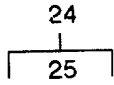


Figure 170. Magnetic Brake.

SECTION II

TM 55-1905-219-34P-1

(1) ITEM NO	(2) SMR CODE	(3) CAGEC	(4) PART NUMBER	(5) DESCRIPTION AND USABLE ON CODES(UOC)	(6) QTY
GROUP 03 BOW RAMP AND WINCH					
FIG. 170 MAGNETIC BRAKE					
	XDHZZ	17904	R73050-4	..BRAKE ASSY MAGNETIC.....	1
1	XDCZZ	17904	G60107	..CAP RELEASE	2
2	XDCZZ	17904	G70381	..GASKET	2
3	XDCZZ	17904	1-2-103	..SCREW COVER	2
4	XDCZZ	17904	11-2-5	..GASKET	2
5	XDCZZ	17904	K70104	..COVER BRAKE	1
6	XDCZZ	17904	6-1-10	..PACKING, PREFORMED	1
7	XDCZZ	17904	G60010	..SPRING TORSION	2
8	XDCZZ	17904	G60029	..SCREW STOP	2
9	XDCZZ	17904	4-7-7	..WASHER LOCK STOP.....	2
10	XDCZZ	17904	4-4-3	..WASHER FLAT MANUAL.....	2
11	XDCZZ	17904	4-4-4	..SHIM WASHER	1
12	XDCZZ	17904	G70001	..ROD MANUAL RELEASE.....	2
13	XDCZZ	17904	3-1-20	..NUT	2
14	XDCHH	17904	R73050-4-16	..MAGNET ASSEMBLY	1
15	XDCZZ	17904	3-3-23	..NUT GAP ADJUSTING	2
16	XDCZZ	17904	3-1-22	..NUT TORQUE	2
17	XDCZZ	17904	4-4-1	..WASHER SPRING	2
18	PACZZ	17904	G70012	..SPRING, HELICAL, COMP.....	2
19	XDCZZ	17904	K70045	..PLATE PRESSURE	1
20	PACZZ	17904	H70103	..DISK, CLUTCH	3
21	XDCZZ	17904	H70089	..DISC STATIONARY	2
22	XDCZZ	17904	10-2-1	..PLUG PIPE	1
23	XDCZZ	17904	10-2-4	..PLUG CONDUIT HOLE	1
24	XDCZZ	17904	H70141-3	..BRACKET ASSEMBLY	1
25	XDCZZ	17904	G70213-3	..STUD THREE DISC.....	2
26	XDCZZ	17904	R73050-4-1	..HUB.....	1
27	PACZZ	17904	11-1-7	..SEAL, PLAIN ENCASED.	1

END OF FIGURE

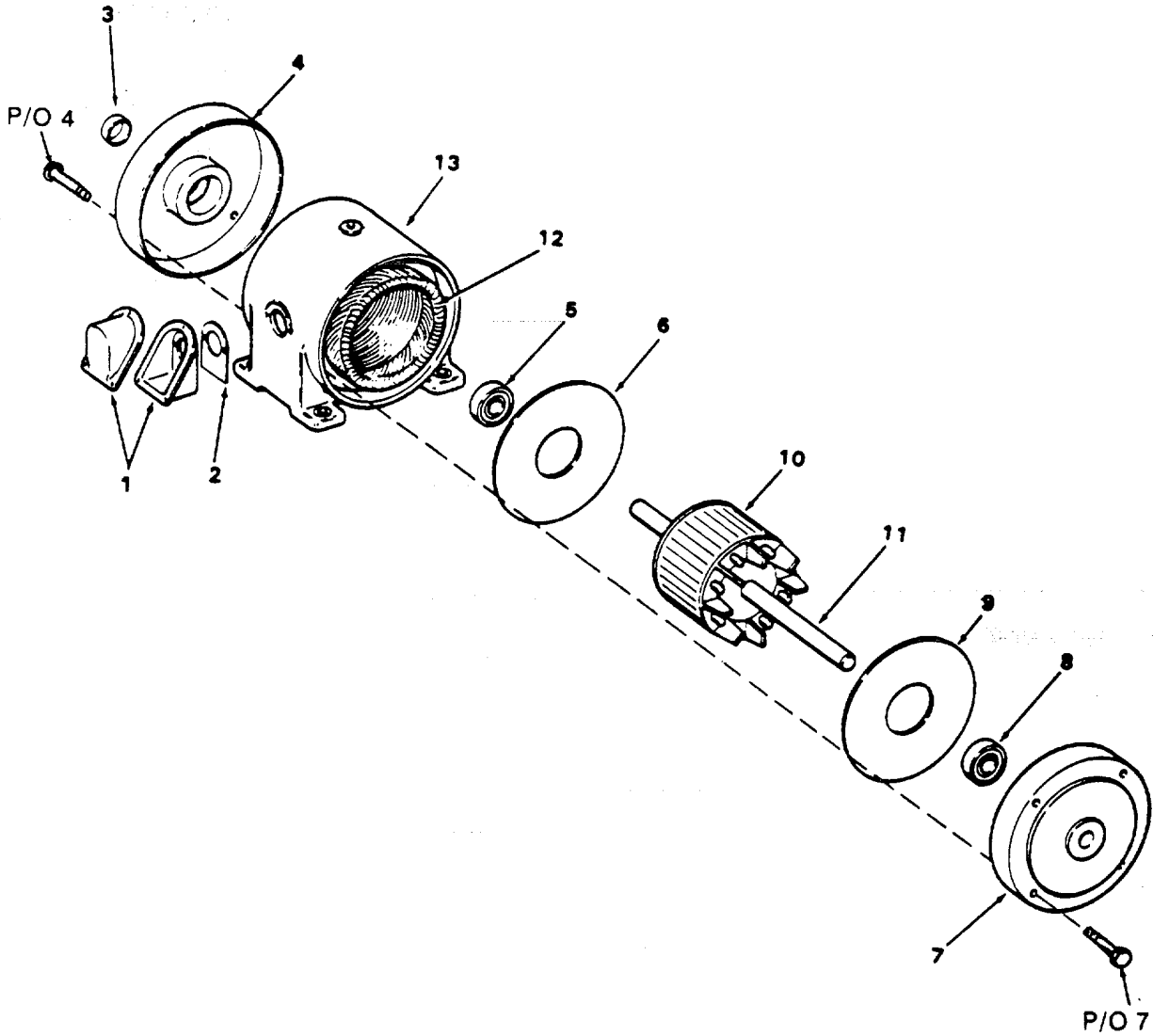


Figure 171. Bow Ramp Winch Motor.

SECTION II

TM 55-1905-219-34P-1

(1) ITEM NO	(2) SMR CODE	(3) CAGEC	(4) PART NUMBER	(5) DESCRIPTION AND USABLE ON CODES(UOC) QTY	(6) QTY
				GROUP 03 BOW RAMP AND WINCH	
				FIG. 171 BOW RAMP WINCH MOTOR	
	XDHHH	30335	FR254U15HP	.MOTOR ELECTRIC 15HP 1800RPM 15MINUTE DUTY TOTALLY ENCLOSED SQUIRREL CAGE WOUND WATERPROOF DESIGN D HORIZONTAL FOOT MTD 19.5 FULL LOAD RUNNING CURRENT IEEE45	1
1	XDCZZ	30335	SM3002-8	..BOX TERMINAL.....	1
2	XDCZZ	30335	SM3002-9	..GASKET TERMINAL BOX.....	1
3	XDCZZ	30335	SM3002-10	..CAP DUST BEARING ..	1
4	XDCZZ	30335	SM3002-13	..BRACKET BEARING.....	1
5	PACZZ	52676	6308-2Z	..BEARING,BALL,ANNULA	1
6	XDCZZ	30335	SM3002-12	..BAFFLE FRONT END	1
7	XDCZZ	30335	SM3002-3	..BRACKET BEARING.....	1
8	XDCZZ	52676	6309-2ZHT3	..BEARING,BALL,ANNULA	1
9	XDCZZ	30335	SM3002-4	..BAFFLE BACK END	1
10	XDHZZ	30335	SM3002-5	..ROTOR ASSEMBLY.....	1
11	XDHZZ	30335	SM3002-7	..SHAFT WITH KEY....	1
12	XDHZZ	30335	SM3002-2	..STATOR COILS AND	1
13	XDHZZ	30335	SM3002-1	..FRAME.....	1

END OF FIGURE

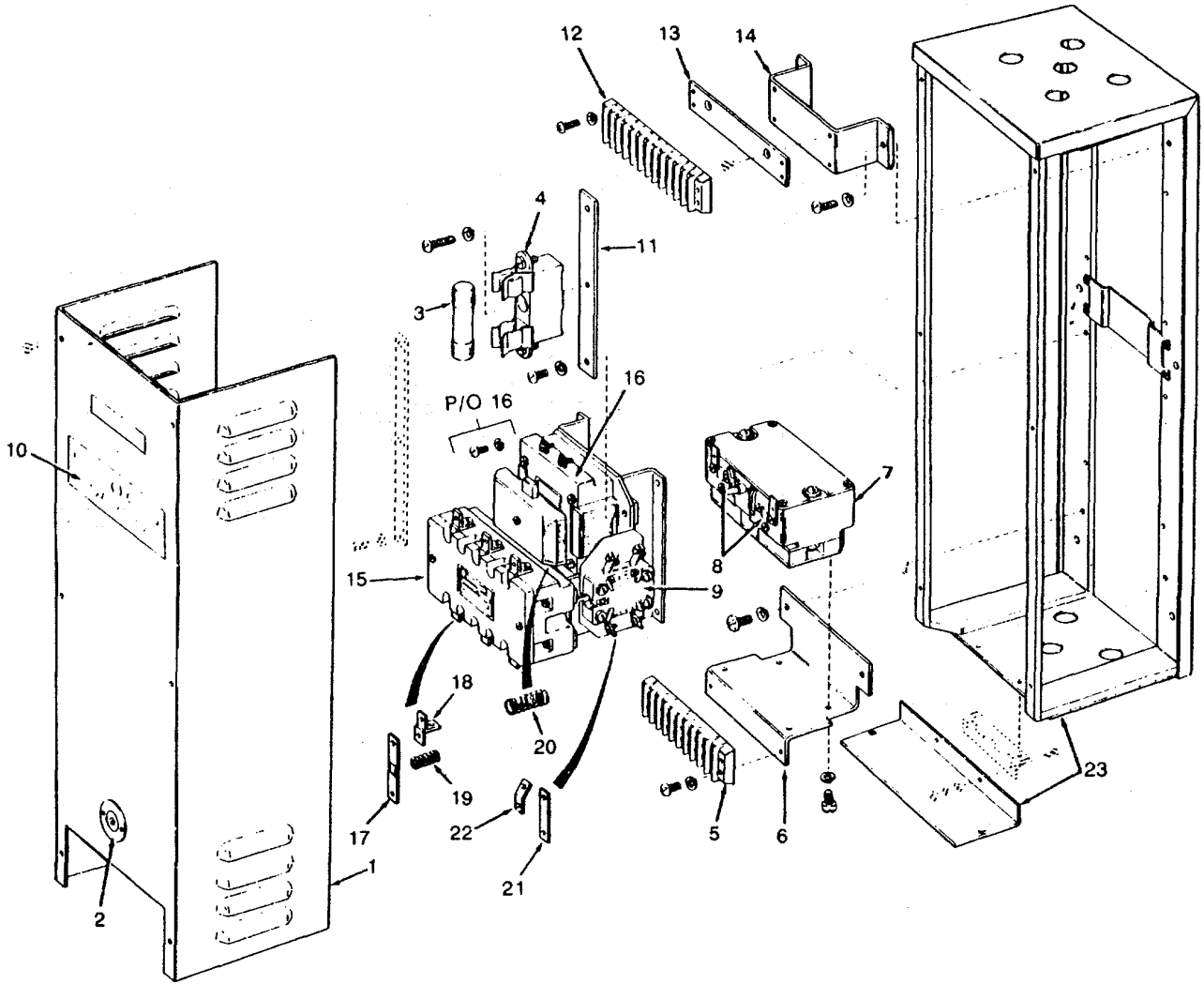


Figure 172. Motor Controller.

SECTION II

TM 55-1905-219-34P-1

(1) ITEM NO	(2) SMR CODE	(3) CAGEC	(4) PART NUMBER	(5) DESCRIPTION AND USABLE ON CODES(UOC)	(6) QTY
				GROUP 03 BOW RAMP AND WINCH	
				FIG. 172 MOTOR CONTROLLER	
	XDCHH	02989	259A1149AA	CONTROLLER RAMP	1
1	XDCZZ	02989	131B7925G40	.ENCLOSURE ASSEMBLY	1
2	XDCZZ	02989	188A1770G1	.RESET ASSEMBLY	1
3	PACZZ	81349	F61C500V10A	.FUSE,CARTRIDGE	2
4	XDCZZ	02989	9108323G1	.FUSE HOLDER INCLUDES ATTACHING	2
				HARDWARE	
5	XDCZZ	02989	288A898CAP10	.TERMINAL BOARD INCLUDES ATTACHING	1
				HARDWARE	
6	XDCZZ	02989	131B7940P11	.BRACKET MOUNTING INCLUDES	1
				ATTACHING HARDWARE.....	
7	PAHZZ	02989	81D345	HEATER,THERMAL RELE INCLUDES.....	2
				ATTACHING HARDWARE.....	
8	PAHZZ	02989	IC5882D122B	.RELAY,THERMAL	1
9	XDHZZ	02989	139B3401G2	.INTERLOCK	1
10	XDCZZ	02989	167A3813P1	.NAME PLATE	1
11	XDCZZ	02989	131B7941P2	.BRACKET MOUNTING INCLUDES	2
				ATTACHING HARDWARE.....	
12	XDCZZ	02989	288A898CAP12	.TERMINAL BOARD INCLUDES ATTACHING	1
				HARDWARE	
13	XDCZZ	02989	219A2377P2	.ADAPTER INCLUDES ATTACHING	1
				HARDWARE	
14	XDCZZ	02989	177B1310P2	.BRACKET MOUNTING INCLUDES	1
				ATTACHING HARDWARE.....	
15	XDHZZ	02989	1C5181C102A6AA	.CONTACTOR MAGNETIC	2
16	PAHZZ	02989	174A7138G6	..COIL,ELECTRICAL.....	1
17	PAHZA	02989	174A7153G1	..CONTACT,ELECTRICAL	6
18	PAHZZ	02989	174A7154G1	..CONTACT ELECTRICAL.....	12
19	PAHZZ	24446	K2417105	..SPRING,HELICAL,COMP	6
20	PAHZZ	02989	174A5311P1	..SPRING,HELICAL, EXTE.....	2
21	PAHZZ	02989	129B6882G1	..CONTACT ASSEMBLY,EL.....	2
22	PAHZZ	02989	174A7137P1	..CONTACT,ELECTRICAL.....	8
23	XDHZZ	02989	131B7938P1	.FASCIA ASSEMBLY	1

END OF FIGURE

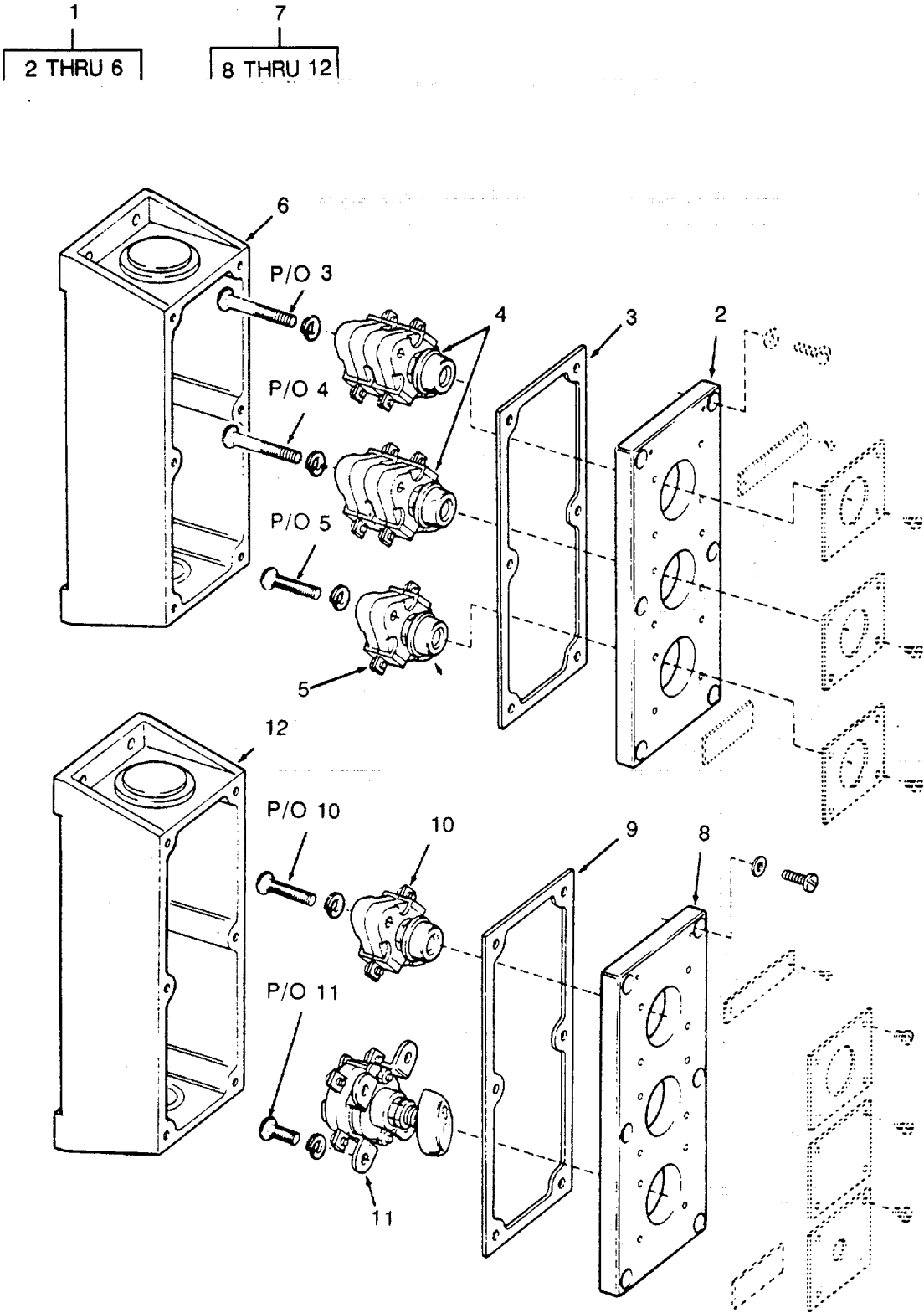


Figure 173. Local Pushbutton Switches.

SECTION II

TM 55-1905-219-34P-1

(1) ITEM NO	(2) SMR CODE	(3) CAGEC	(4) PART NUMBER	(5) DESCRIPTION AND USABLE ON CODES(UOC)	(6) QTY
GROUP 03 BOW RAMP AND WINCH					
FIG. 173 LOCAL PUSHBUTTON SWITCHES					
1	XDCZZ	02989	IC5884L3P3P2P07B D	SWITCH PUSHBUTTON	2
2	XDCZZ	02989	128C5625P3	.COVER SWITCH	1
3	XDCZZ	02989	157B9735P1	.GASKET COVER.....	1
4	PACZZ	03497	157B9707G1	.SWITCH,PUSH	2
5	PACZZ	02989	157B9707G2	.CONTACT.ELECTRICAL.....	1
6	XDCZZ	02989	128C5601P1	.BOX SWITCH	1
7	XDCZZ	02989	IC5884LIPXX4S13A J	SWITCH PUSHBUTTON	1
8	XDCZZ	02989	128C5625P3	.COVER SWITCH	1
9	XDCZZ	02989	157B9735P1	.GASKET COVER	1
10	PACZZ	03497	157B9707G1	.SWITCH,PUSH	1
11	PACZZ	03497	288A886SSP1	.SWITCH,ROTARY.....	1
12	XDCZZ	02989	128C5601P1	.BOX SWITCH	1

END OF FIGURE

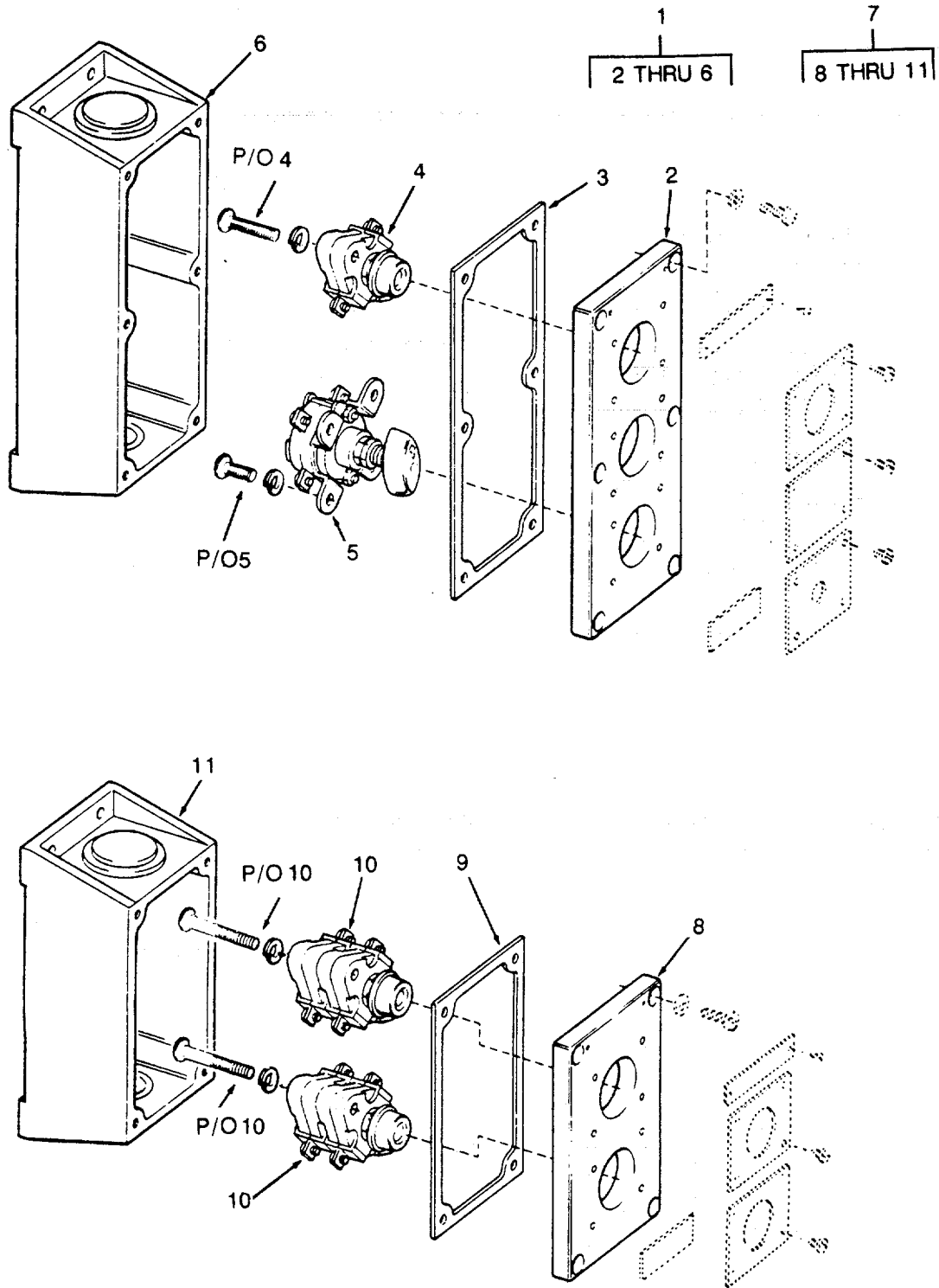


Figure 174. Remote Pushbutton Switches.

SECTION II

TM 55-1905-219-34P-1

(1) ITEM NO	(2) SMR CODE	(3) CAGEC	(4) PART NUMBER	(5) DESCRIPTION AND USABLE ON CODES(UOC) QTY	(6) QTY
GROUP 03 BOW RAMP AND WINCH					
FIG. 174 REMOTE PUSHBUTTON SWITCHES					
1	XDCZZ	02989	1C5844LIPXX3S13A H	SWITCH PUSHBUTTON	1
2	XDCZZ	02989	128C5625P3	.COVER SWITCH	1
3	XDCZZ	02989	157B9735P1	.GASKET COVER.....	1
4	PACZZ	03497	157B9707G1	.SWITCH,PUSH	1
5	PACZZ	02989	288A886SRP1	.SWITCH,ROTARY	1
6	XDCZZ	02989	128C5601P1	.BOX SWITCH	1
7	XDCZZ	02989	IC5884K3P3PXX01B B	SWITCH PUSHBUTTON	1
8	XDCZZ	02989	128C5652P1	.COVER SWITCH	1
9	XDCZZ	02989	157B9735P2	.GASKET COVER	1
10	PACZZ	03497	157B9707G1	.SWITCH,PUSH	2
11	XDCZZ	02989	128C5601P2	.BOX SWITCH	1

END OF FIGURE

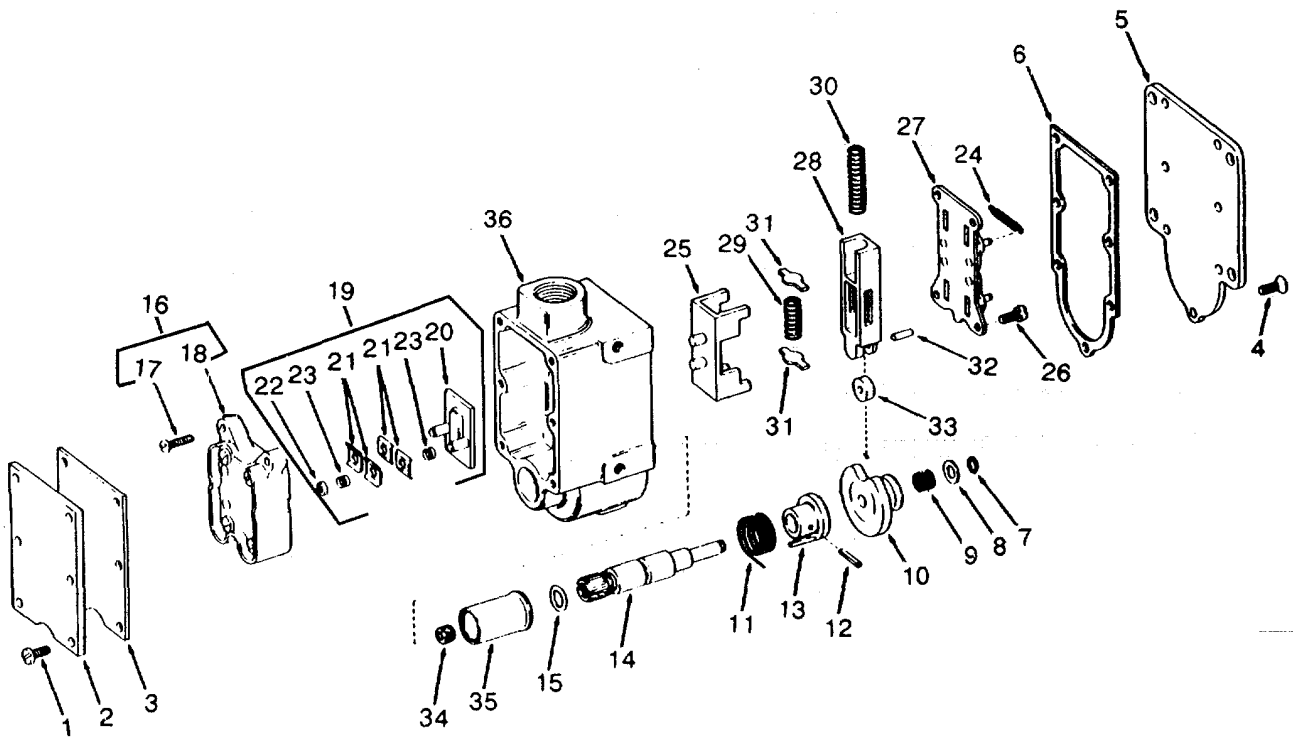


Figure 175. Hand Crank Interlock Limit Switch.

SECTION II

TM 55-1905-219-34P-1

(1) ITEM NO	(2) SMR CODE	(3) CAGEC	(4) PART NUMBER	(5) DESCRIPTION AND USABLE ON CODES(UOC)	(6) QTY
				GROUP 03 BOW RAMP AND WINCH	
				FIG. 175 HAND CRANK INTERLOCK LIMIT SWITCH	
	PACZZ	51238	EA780-40100	SWITCH,SENSITIVE	1
1	XDCZZ	51238	EF089-80027	.SCREW TOP COVER	6
2	XDCZZ	51238	EA782-17701	.COVER TOP LIMIT	1
3	XDCZZ	51238	EA785-13101	.GASKET TOP COVER	1
4	XDCZZ	51238	EF039-89992	.SCREW BOTTOM COVER	7
5	XDCZZ	51238	EA782-13005	.COVER BOTTOM WIDE	1
6	XDCZZ	51238	EA785-13102	.GASKET BOTTOM COVER	1
7	XDCZZ	51238	EF370-00147	.RING RETAINING	1
8	XDCZZ	51238	EF240-00378	.WASHER RETAINING	1
9	XDCZZ	51238	EH160-03898	.SPRING CAM LIMIT	1
10	XDCZZ	51238	EA702-12200	.CAM LIMIT SWITCH	1
11	XDCZZ	51238	EH160-03892	.SPRING TORSION	1
12	XDCZZ	51238	EF270-00009	.PIN ROLL LEVER	1
13	XDCZZ	51238	EA782-12601	.CLUTCH CAM LIMIT	1
14	XDCZZ	51238	EA781-16101	.SHAFT LEVER LIMIT	1
15	XDCZZ	51238	EH080-00063	.PACKING,PREFORMED.....	1
16	XDCZZ	51238	EA711-11601	.BLOCK ASSEMBLY	1
17	XDCZZ	51238	EF049-60007	..SCREW CONTACT BLOCK	3
18	XDCZZ	51238	EA705-11602	..BLOCK CONTACT.	1
19	PACZZ	51238	EA711-12701	.SWITCH,SENSITIVE	1
20	XDCZZ	51238	EA715-12701	..CARRIER CONTACT	1
21	XDCZZ	51238	EA712-14701	..PLATE CONTACT	4
22	XDCZZ	51238	EA782-19001	..WASHER CUP.....	2
23	XDCZZ	51238	EH160-03891	..SPRING CONTACT	4
24	XDCZZ	51238	EH160-03897	.SPRING LATCH RETURN	2
25	XDCZZ	51238	EA781-16401	.SHUTTLE ASSEMBLY	1
26	XDCZZ	51238	EF059-80007	.SCREW LATCH PLATE	4
27	XDCZZ	51238	EA781-14204	.PLATE ASSEMBLY	1
28	XDCZZ	51238	EA783-16301	.SLIDE SHUTTLE	1
29	PACZZ	42337	EH160-03899	.SPRING,HELICAL,COMP	1
30	XDCZZ	51238	EH160-03704	.SPRING RETURN	1
31	XDCZZ	51238	EA782-16701	.STOP SPRING	2
32	XDCZZ	51238	EA782-17001	.STUD ROLLER	1
33	XDCZZ	51238	EA782-15701	.ROLLER CAM	1
34	XDCZZ	51238	EHO60-80000	.PLUG PIPE CRES	1
35	XDCZZ	51238	EH110-03196	.BUSHING LEVER SHAFT	1
36	XDCZZ	51238	EA781-13701	.HOUSING LIMIT	1

END OF FIGURE

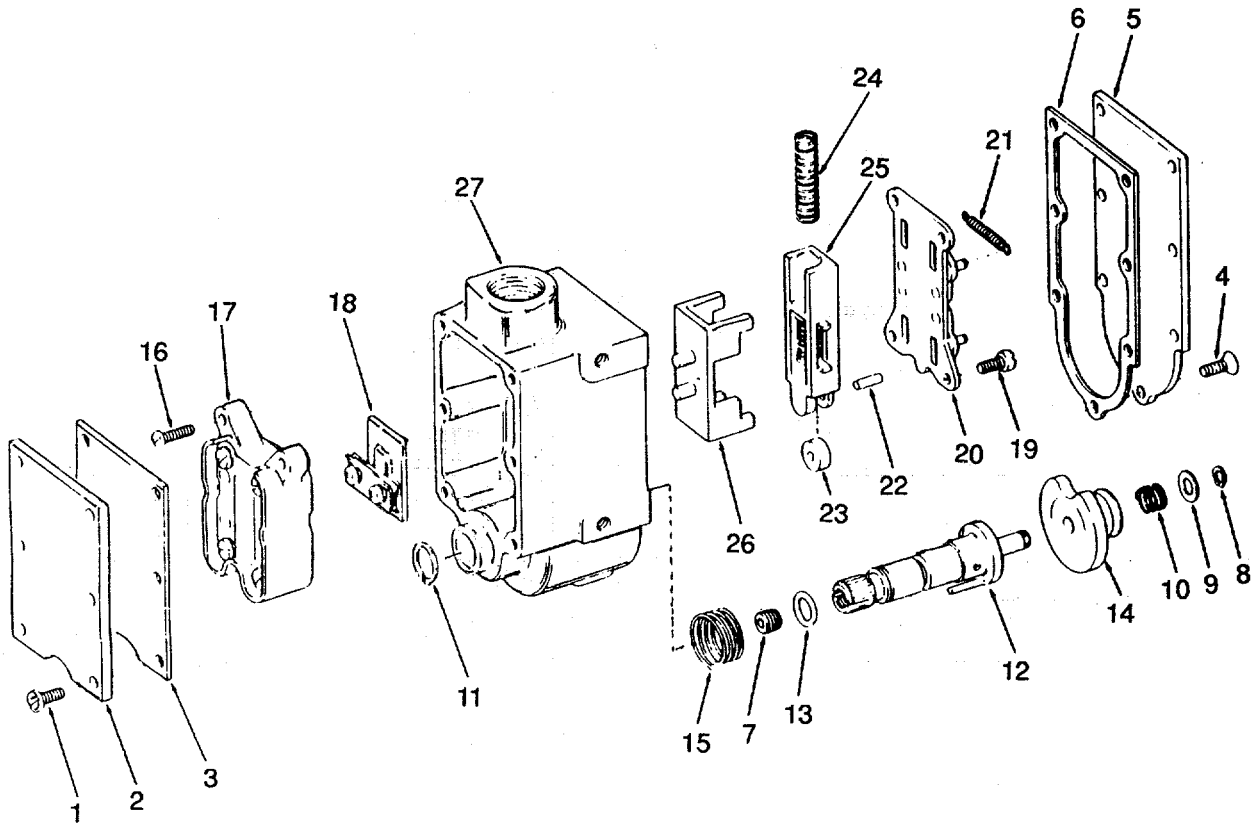


Figure 176. Slack Cable Limit Switch.

SECTION II

TM 55-1905-219-34P-1

(1) ITEM NO	(2) SMR CODE	(3) CAGEC	(4) PART NUMBER	(5) DESCRIPTION AND USABLE ON CODES(UOC) QTY	(6)
GROUP 03 BOW RAMP AND WINCH					
FIG. 176 SLACK CABLE LIMIT SWITCH					
	PACZZ	42337	NSLS2CB2	SWITCH, SENSITIVE	1
1	PACZZ	96906	MS35206-245	.SCREW,MACHINE CAD PLATED	6
2	XDCZZ	51238	EA70217835	.COVER TOP	1
3	PACZZ	51238	EA705-13101	.GASKET	1
4	PACZZ	96906	MS35206-244	.SCREW,MACHINE	7
5	XDCZZ	51238	EA70213005	.COVER BOTTOM	1
6	PACZZ	51238	EA70513107	.GASKET	1
7	XDCZZ	51238	EH06080010	.PLUG PIPE	1
8	XDCZZ	51238	EF37000124	.RING RETAINING	1
9	XDCZZ	51238	EF24000210	.WASHER	1
10	XDCZZ	51238	EH16003684	.SPRING CAM	1
11	XDCZZ	51238	EF37000144	.RING RETAINING	1
12	XDCZZ	51238	EA70116101	.SHAFT ASSEMBLY	1
13	XDCZZ	51238	EH080-00063	.PACKING,PREFORMED	1
14	XDCZZ	51238	EA70212101	.CAM SPRING	1
15	XDCZZ	51238	EH16003864	.SPRING TORSION.....	1
16	PACZZ	96906	MS35206-230	.SCREW,MACHINE	3
17	XDCZZ	51238	EA71111605	.BLOCK ASSEMBLY	1
18	XDCZZ	51238	EA71112710	.CARRIER ASSEMBLY	1
19	PACZZ	96906	MS35206-243	.SCREW,MACHINE	4
20	XDCZZ	51238	EA70114301	.PLATE ASSEMBLY	1
21	XDCZZ	51238	EH1600C3897	.SPRING LATCH RETURN	2
22	XDCZZ	51238	EA70217003	.PIN ROLLER	1
23	XDCZZ	51238	EA70215703	.ROLLER	1
24	XDCZZ	51238	EH16003734	.SPRING SLIDE RETURN.....	1
25	XDCZZ	51238	EA70116302	.FOLLOWER ASSEMBLY	1
26	XDCZZ	51238	EA70116402	.SHUTTLE ASSEMBLY	1
27	XDCZZ	51238	EA70113704	.HOUSING ASSEMBLY	1

END OF FIGURE

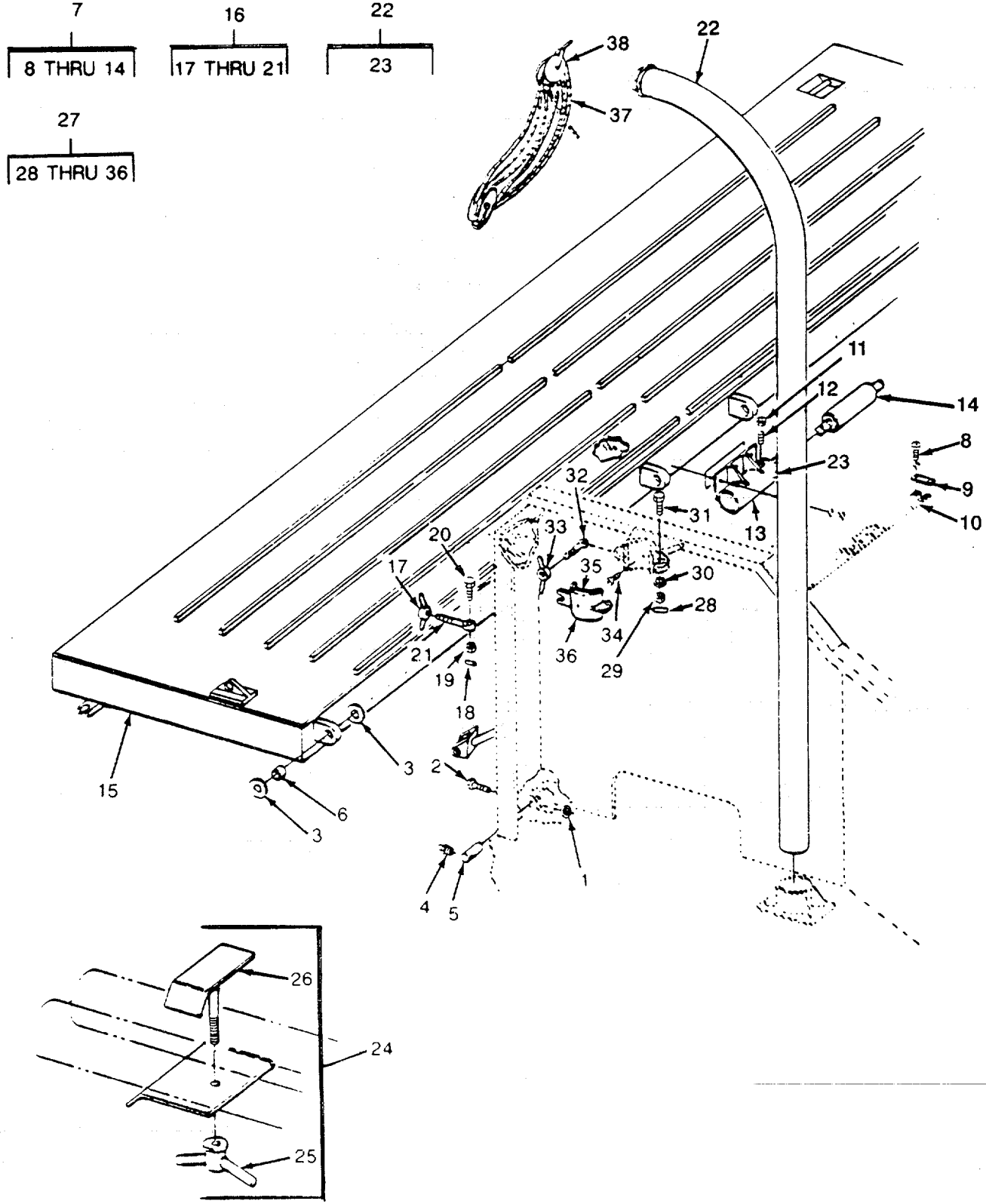


Figure 177. Stern Gate and Portable Davit.

SECTION II

TM 55-1905-219-34P-1

(1) ITEM NO	(2) SMR CODE	(3) CAGEC	(4) PART NUMBER	(5) DESCRIPTION AND USABLE ON CODES(UOC) QTY	(6)
GROUP 04 STERN GATE					
FIG. 177 STERN GATE AND PORTABLE DAVIT					
	XDHZZ	80064	1224634372PC12A	HINGE ASSY STERN	4
1	PAHZZ	96906	MS51971-3	.NUT,PLAIN,HEXAGON	1
2	PAHZZ	96906	MS35307-370	.SCREW,CAP,HEXAGON H	1
3	XDHZZ	80064	1224634372PC71	.WASHER 3/16IN	2
4	PACZZ	36251	5099	.FITTING,LUBRICATION	1
5	XDHZZ	80064	1224634372PC73	.PIN HINGE CRES.....	1
6	XDHZZ	80064	1224634372PC74	.BEARING HINGE	1
7	XDHZZ	80064	122-4634172-DLT 10A-10B	SPRING ASSEMBLY	7
8	PAHZZ	96906	MS16995-95	.SCREW,CAP,SOCKET HE	4
9	XDHZZ	80064	1224634372PC63	.PLATE COVER SPRING	2
10	XDHZZ	71739	828-88	.HINGE CASTING I RON	1
11	PAHZZ	96906	MS35691-33	.NUT,PLAIN,HEXAGON	4
12	XDHZZ	80064	1224634372PC66	.SETSCREW FULL DOG	4
13	XDHZZ	80064	1224634372PC64	.BRACKET SPRING	2
14	PAHZZ	25472	C7192-114-3	.SPRING ASSY,TORSILA	2
15	XDHHH	80064	1224634372DET9B	STERN GATE	1
16	XDCZZ	84575	3-2095	DOG ASSEMBLY.....	2
17	XDCZZ	84575	32035	.HANDLE WING DOG	1
18	PACZZ	96906	MS24665-393	.PIN,COTTER	1
19	XDCZZ	96906	MS35692-60	.NUT,PLAIN,SLOTTED	1
20	PACZZ	96906	MS35309-491	.SCREW,CAP,HEXAGON H	1
21	XDCZZ	84575	32035DOG	.DOG 3/4IINPP/N414	1
22	XDCZZ	80064	122-4634372DET4A	DAVIT ASSY PORTABLE	2
23	XDCZZ	84575	3-2052-6IN	.CLEAT HORN 6IN	1
24	XDCZZ	80064	1224634372DET4D	HANGER DAVIT	2
25	XDCZZ	84575	3-2095-3/4IN	.DOG WING HANDLE PC10 ON DWG	1
26	XDCZZ	80364	1224634372PC9	4634372(80064)	
27	XDCZZ	80064	122-4634372-DET 6D	.BOLT HANGER DAV IT LONG	1
28	PACZZ	96906	MS24665-393	SUPPORT ASSEMBLY	2
29	XDCZZ	96906	MS35692-60	.PIN,COTTER	1
30	PACZZ	96906	MS35338-108	.NUT,PLAIN,SLOTTED	1
31	PACZZ	96906	MS35309-490	.WASHER,LOCK	2
32	XDCZZ	80064	122-4634372-25	.SCREW,CAP,HEXAGON H	1
33	XDCZZ	81996	NPN	.DOG BOLT	1
34	PACZZ	96906	MS35198-95	.HANDLE DOG WING	1
35	XDCZZ	80064	1224634372PC34	.SCREW,MACHINE	2
36	XDCZZ	80064	1224634372DET6D CLAMP	.BEARING SHELL DAVIT	2
37	XDCZZ	81348	TR605TYPEHCLASS2 -5/8INCH	CLAMP ASSEMBLY	1
38	XDCZZ	53157	3003A	ROPE MANILLA 5/8IN MAKE FROM..... 4010002708673	70
				BLOCK TRIPLE "5" B&	4

END OF FIGURE

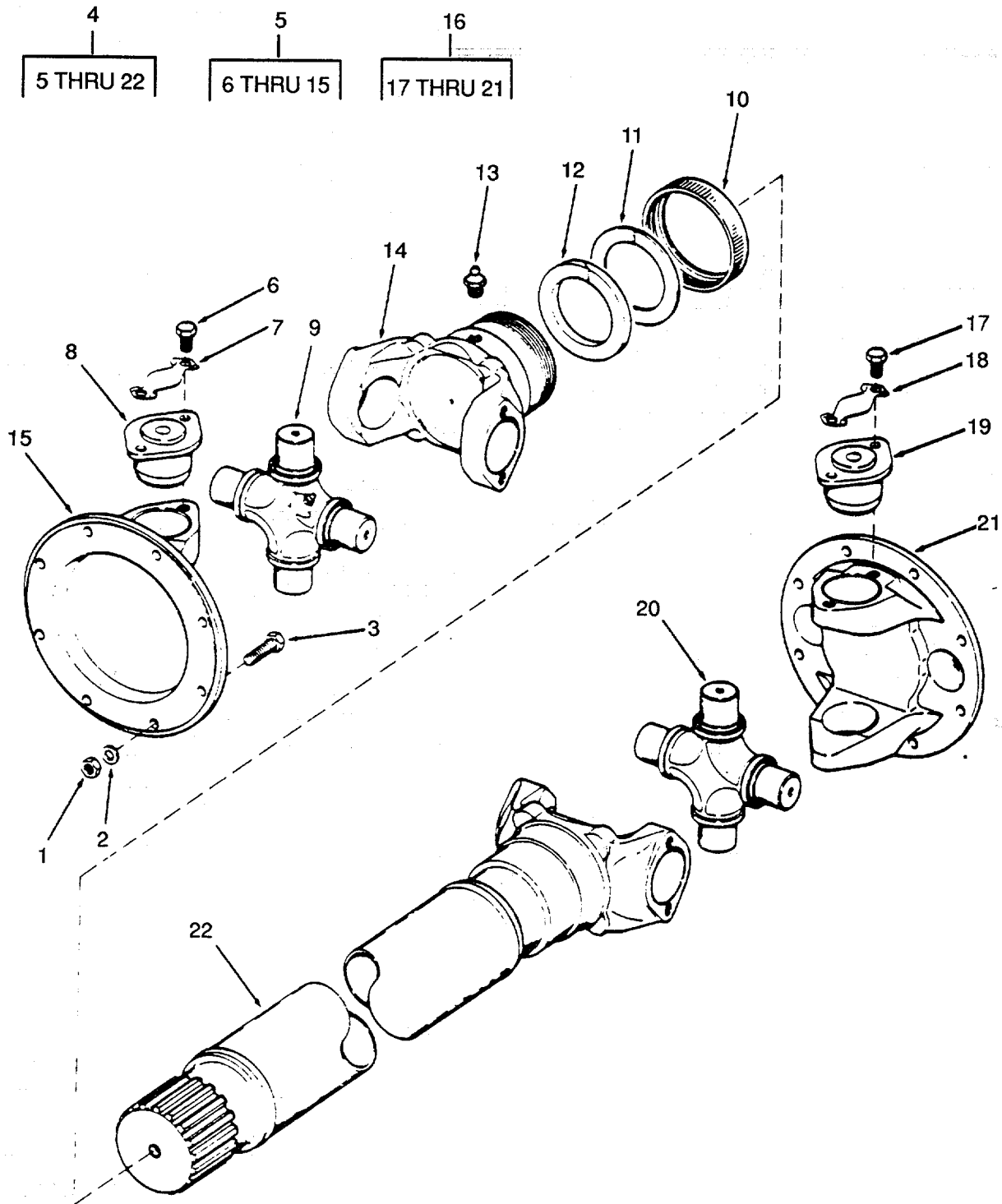


Figure 178. Anchor Winch Universal Joint Assembly.

SECTION II

TM 55-1905-219-34P-1

(1) ITEM NO	(2) SMR CODE	(3) CAGEC	(4) PART NUMBER	(5) DESCRIPTION AND USABLE ON CODES(UOC) QTY	(6)
GROUP 05 ANCHOR HANDLING					
FIG. 178 ANCHOR WINCH UNIVERSAL JOINT ASSEMBLY					
1	PACZZ	96906	MS51967-8	.NUT,PLAIN, HEXAGON	8
2	PACZZ	96906	MS35338-46	.WASHER,LOCK	8
3	XDCZZ	96906	MS90725-64	.SCREW,CAP,HEXAGON H	8
4	XDCZO	95019	905576-0910	.PROPELLER SHAFT ASS	1
5	XDHZZ	95019	905937	...JOINT ASSEMBLY TYPE	1
6	KDHZZ	95019	6-73-109	...SCREW CAP HEX HEAD PART OF KIT	8
7	KDHZZ	95019	230323	P/N 5-280X.	
				...STRAP LOCK CROSS PART OF KIT P/N	4
				5-280X	
8	KDHZZ	95019	6-1/2-6-158X	...BEARING ASSEMBLY PART OF KIT P/N	4
				5-280X	
9	KDHZZ	95019	6-5-228X	...CROSS ASSEMBLY PART OF KIT P/N 5-	1
				280X	
10	XDHZZ	95019	6-14-39	...CAP,DUST,PROPELLER	1
11	PAHZZ	95019	6-15-43	.. WASHER,SPLIT	1
12	PAHZZ	95019	6-16-63	.. PACKING,PREFORMED	1
13	PACZZ	96906	MS15007-2	...FITTING,LUBRICATION	1
14	XDHZZ	95019	6-3-1481X	...YOKE,UNIVERSAL JOIN.	1
15	XDHZZ	95019	6-2-769	...YOKE FLANGE DRIVE.....	1
16	XDHZZ	95019	905936	...UNIVERSAL JOINT	1
17	KDHZZ	95019	6-73-109	...SCREW CAP HEX HEAD PART OF KIT	8
				P/N 5-280X	
18	KDHZZ	95019	230323	...STRAP LOCK CROSS PART OF KIT P/N	4
				5-280X	
19	KDHZZ	95019	6-1/2-6-158X	...BEARING ASSEMBLY PART OF KIT P/N	4
				5-280X.	
20	KDHZZ	95019	6-5-228X	...CROSS ASSEMBLY PART OF KIT P/N 5-	1
				280X.....	
21	XDHZZ	95019	6-2-769	...YOKE FLANGE DRIVE	1
22	XDHZZ	95019	6-60-54-1505X	..SHAFT SUBASSEMBLY.....	1
	PAHZZ	95019	5-280X	PARTS KIT,UNIVERSAL KIT INCLUDES	1
				REPAIR PARTS FOR ONE JOINT ASSEMBLY.	
				BEARING ASSEMBLY (4) 178-8	
				BEARING ASSEMBLY (4) 178-19	
				CROSS ASSEMBLY (1) 178-9	
				CROSS ASSEMBLY (1) 178-20	
				SCREW CAP HEX HEAD (8) 178-6	
				SCREW CAP HEX HEAD (8) 178-17	
				STRAP LOCK CROSS (4) 178-7	
				STRAP LOCK CROSS (4) 178-18	

END OF FIGURE

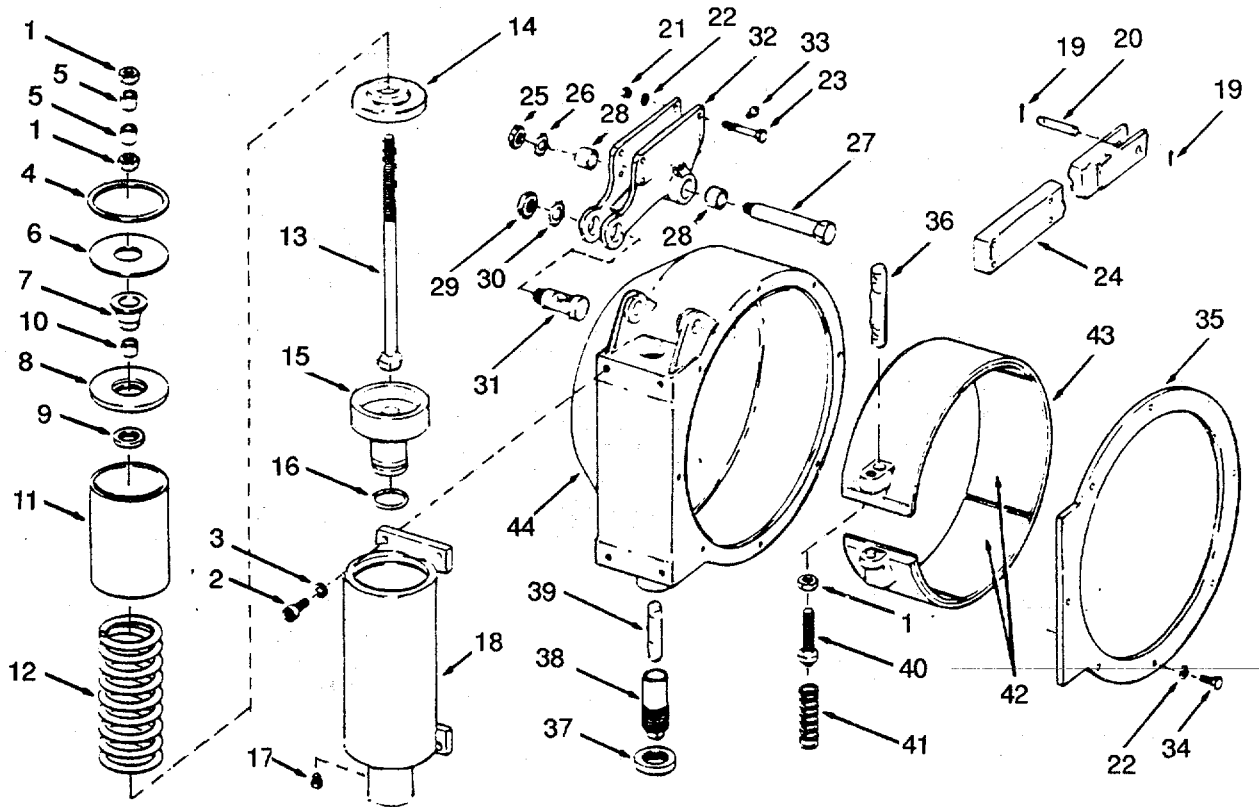


Figure 179. Anchor Winch Drive Brake.

SECTION II

TM 55-1905-219-34P-1

(1) ITEM NO	(2) SMR CODE	(3) CAGEC	(4) PART NUMBER	(5) DESCRIPTION AND USABLE ON CODES(UOC) QTY	(6) QTY
GROUP 05 ANCHOR HANDLING					
FIG. 179 ANCHOR WINCH DRIVE BRAKE					
	XDCHH	55102	53133	..BRAKE ASSEMBLY	1
1	PACZZ	96906	MS35691-49	..NUT,PLAIN,HEXAGON	3
2	PACZZ	96906	MS16995-95	..SCREW,CAP,SOCKET HE	4
3	XDCZZ	96906	MS35338-48	..WASHER,LOCK	4
4	XDCZZ	59875	RRN-425	..RING SNAP	1
5	XDCZZ	55102	RC-2576	..SPACER CYLINDER	2
6	XDCZZ	55102	RC-2574	..WASHER,FLAT	1
7	PACZZ	55102	C-1579	..SLEEVE,SEAL,COUPLER	1
8	XDCZZ	55102	RC-2573	..PLATE END CYLINDER.....	1
9	PACZZ	55102	D-2940	..CLAMP SEAL	1
10	PACZZ	96906	MS17795-101	..BEARING,SLEEVE	1
11	XDCZZ	55102	RC-2572	..SPACER CYLINDER	1
12	XDCZZ	55102	RC-2570	..SPRING PISTON ROD.....	1
13	XDCZZ	55102	RC-2571	..ROD PISTON.....	1
14	XDCZZ	55102	RC-2569	..PISTON CYLINDER	1
15	XDCZZ	55102	C-12182	..PISTON CYLINDER	1
16	PACZZ	88044	AN6227B29	..PACKING,PREFORMED	1
17	PACZZ	96906	M520913-2	..PLUG,PIPE	1
18	XDHZZ	55102	A-7771	..CYLINDER DRIVE.....	1
19	PACZZ	96906	MS24665-351	..PIN,COTTER	2
20	XDCZZ	55102	D3-7971-2 3/8	..PIN	1
21	PACZZ	96906	MS51967-8	..NUT,PLAIN,HEXAGON	4
22	PACZZ	96906	MS35338-46	..WASHER,LOCK	12
23	PACZO	96906	MS90725-68	..SCREW,CAP,HEXAGON H	4
24	XDCZZ	55102	B-10742	..LEVER DRIVE BRAKE	1
25	PACZZ	96906	MS19068-041	..NUT,PLAIN,ROUND	1
26	PACZZ	96906	MS19070-041	..WASHER,KEY	1
27	XDCZZ	55102	D-7771	..PIN PTVJT DRIVE	1
28	XDCZZ	55102	D-2937	..BUSHING PIVIT PIN	2
29	PACZZ	96906	MS19068-051	..NUT,PLAIN,ROUND	1
30	PACZZ	52676	W-05	..WASHER,KEY	1
31	XDCZZ	55102	D-8996	..PIN LUG DOUBLE TOGG	1
32	XDCZZ	55102	C-11845	..TOGGLE DOUBLE DRIVE	1
33	PACZZ	96906	MS15006-1	..FITTING,LUBRICATION.....	1
34	PACZZ	96906	MS18154-60	..SCREW,CAP,HEXAGON H	8
35	XDCZZ	55102	A-7676	..COVER DRIVE BRAKE	1
36	XDCZZ	55102	C-11844	..PIN	1
37	PACZZ	55102	D-2982	..NUT	1
38	XDCZZ	55102	D-2931	..PLUG ADJUSTING	1
39	XDCZZ	55102	C2-11844	..PIN,STRAIGHT,HEADLE	1
40	XDCZZ	55102	D-2933	..SCREW ADJUSTING	1
41	XDCZZ	71447	59	..SPRING,HELICAL,COMP	1
42	PACZZ	55102	C-4124	..LINING,FRICTION.....	5
43	XDCZZ	55102	B-4940	..BAND BRAKE	1
44	XDHZZ	55102	A7660	..HOUSING BRAKE.....	1

END OF FIGURE

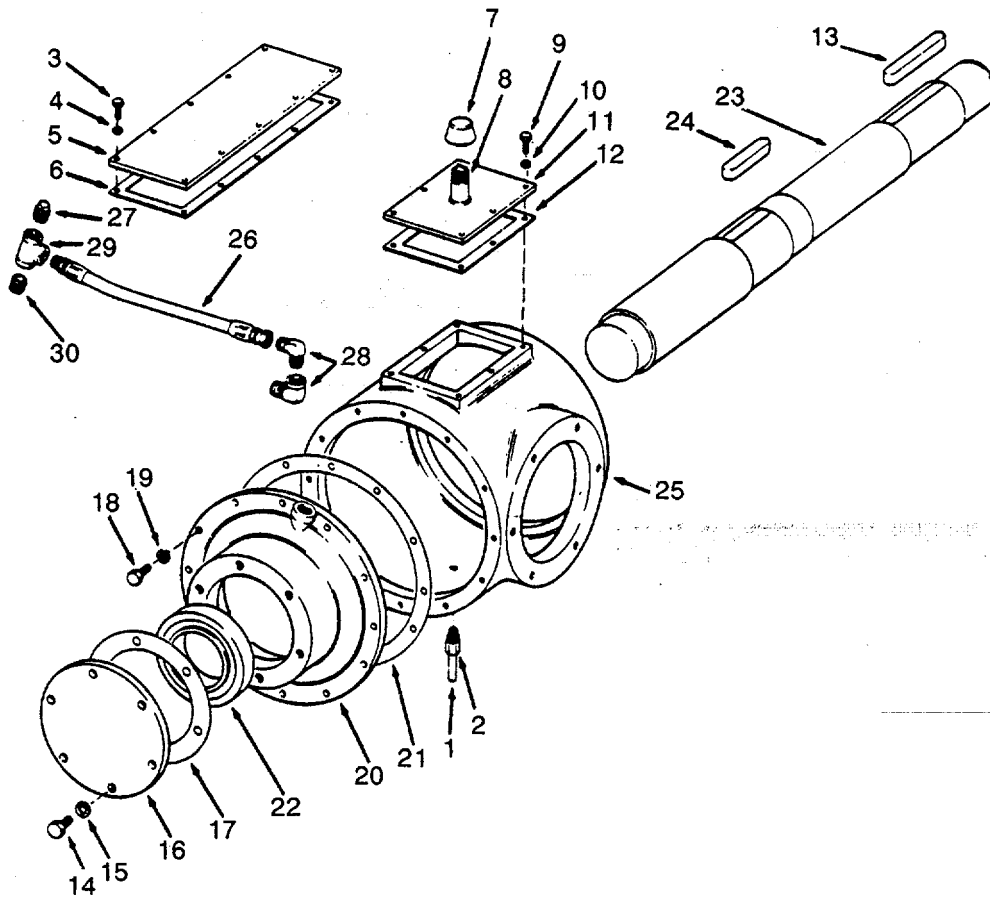


Figure 180. Anchor Winch Gear Drive (Sheet 1 of 3)

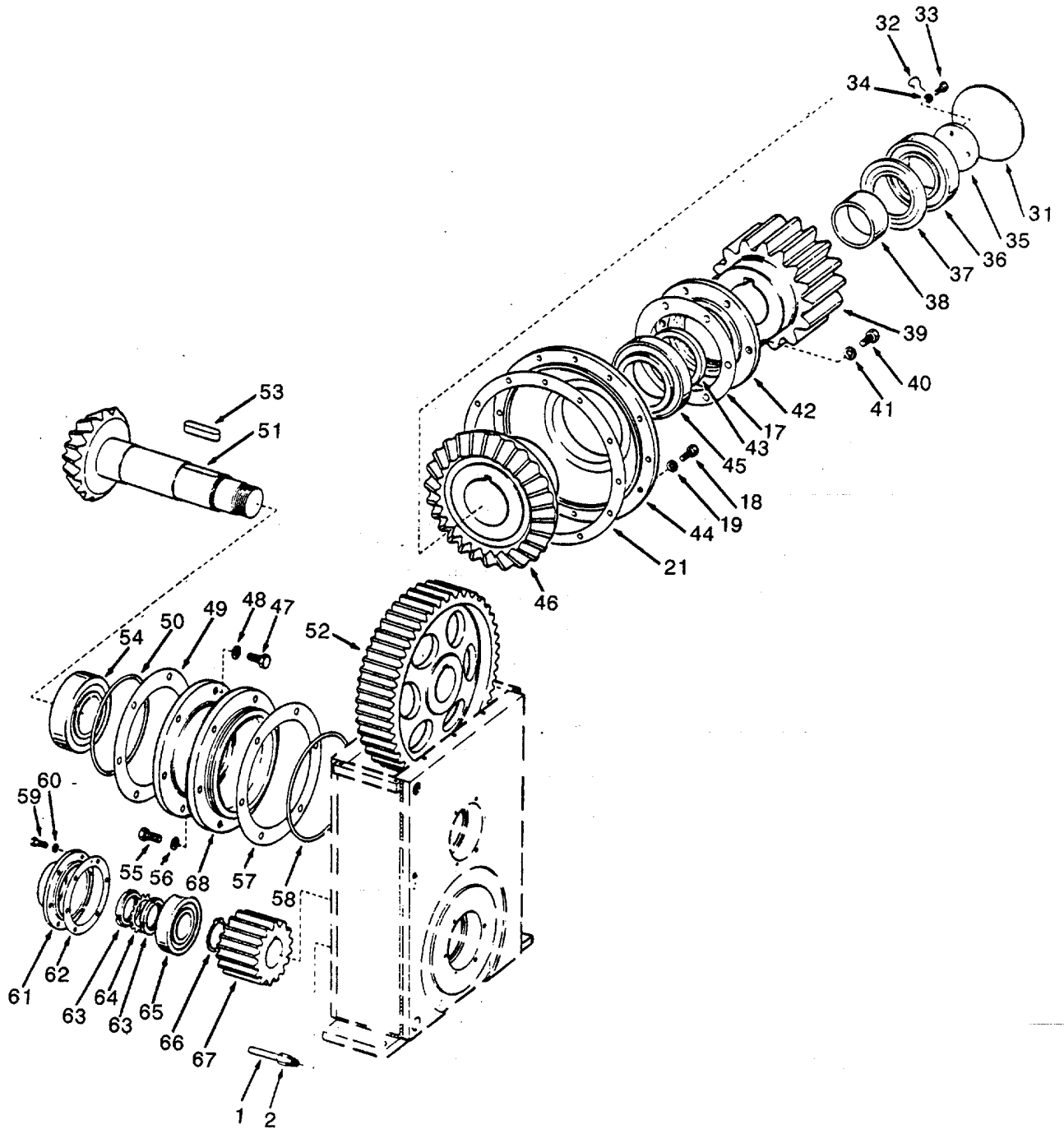


Figure 180. Anchor Winch Gear Drive (Sheet 2 of 3).

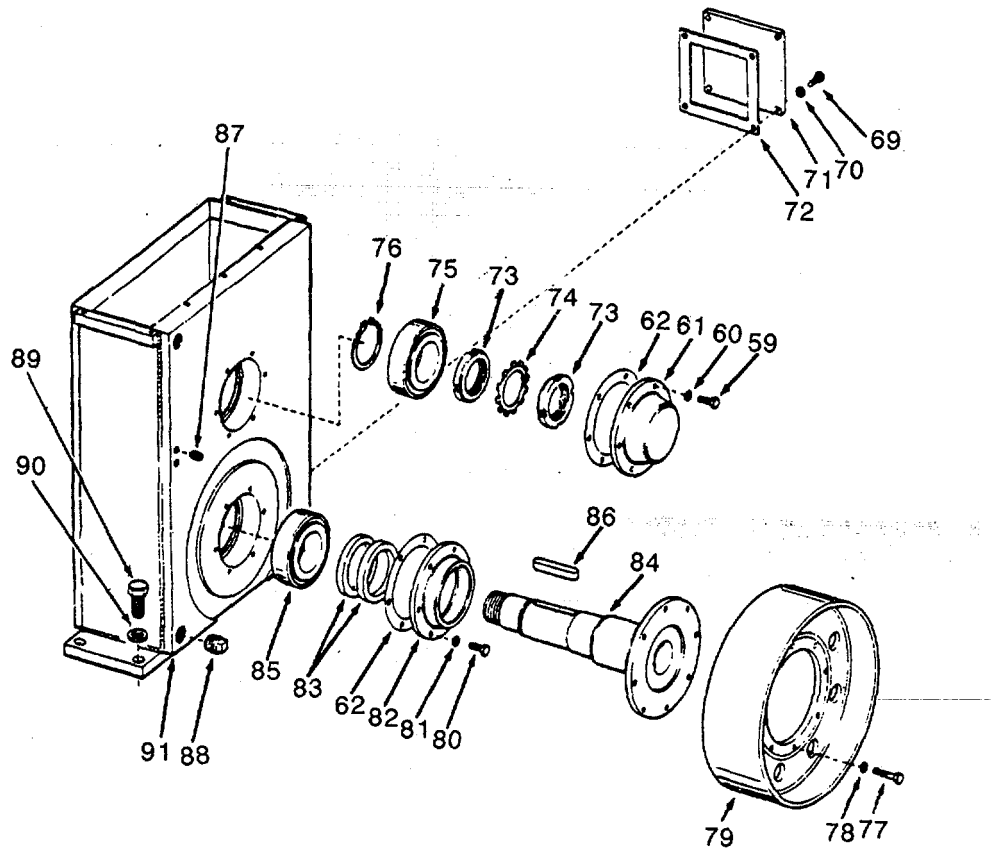


Figure 180. Anchor Winch Gear Drive (Sheet 3 of 3).

SECTION II

TM 55-1905-219-34P-1

(1) ITEM NO	(2) SMR CODE	(3) CAGEC	(4) PART NUMBER	(5) DESCRIPTION AND USABLE ON CODES(UOC) QTY	(6)
GROUP 05 ANCHOR HANDLING					
FIG. 180 ANCHOR WINCH GEAR DRIVE					
	XDHHH	55102	53130	..DRIVE ASSEMBLY GEAR	1
1	XDHZZ	55102	53130-49	..TUBE SEAMLESS	1
2	PAHZZ	96906	MS51819-9	..ADAPTER,STRAIGHT,PI	2
3	PAHZZ	96906	MS18154-60	..SCREW,CAP,HEXAGON H	10
4	PAHZZ	96906	MS35338-46	..WASHER,LOCK	10
5	XDHZZ	55102	C-12260	..COVER GEAR DRIVE	1
6	XDHZZ	55102	C-2540	..GASKET	1
7	XDHZZ	00736	A-15347	..BREATHER.....	1
8	PAHZZ	11083	3B7745	..NIPPLE,PIPE	1
9	PAHZZ	96906	MS18154-60	..SCREW,CAP,HEXAGON H	6
10	PAHZZ	96906	MS35338-46	..WASHER,LOCK.....	6
11	XDHZZ	55102	C-11877	..COVER GEAR DRIVE	1
12	XDHZZ	55102	C2-11877	..GASKET	1
13	XDHZZ	55102	D2-9469	..KEY	1
14	PAHZZ	96906	MS90725-162	..SCREW,CAP,HEXAGON H	6
15	XDHZZ	96906	MS35338-50	..WASHER,LOCK	6
16	XDHZZ	55102	C-2530	..COVER BEARING	1
17	XDHZZ	60038	27	..SHIM SET	2
18	XDHZZ	96906	MS90725-111	..SCREW,CAP,HEXAGON H	24
19	XDHZZ	96906	MS35338-48	..WASHER,LOCK.....	24
20	PAHZZ	55102	B2-3534	..CARRIER,BEARING	1
21	XDHZZ	55102	C2541	..GASKET.....	2
22	PAHZZ	60038	685-672	..BEARING,ROLLER,TAPE	1
23	XDHZZ	55102	A-7671	..SHAFT DRIVE	1
24	XDHZZ	55102	D-9469	..KEY BEVEL GEAR.....	1
25	XDHZZ	55102	A-7669	..HOUSING GEAR	1
26	XDHZZ	30780	200601-12-12-12-16	..HOSE ASSY GEAR	1
27	PAHZZ	96906	MS20913-6S	..PLUG,PIPE	1
28	XDHZZ	85094	3/4-CD-S	..ELBOW	2
29	XDHZZ	55102	5559925-050	..TEE PIPE FEMALE 3/4,.....	1
30	PAHZZ	87373	0103-12-12	..ADAPTER,STRAIGHT,PI	1
31	XDHZZ	55102	D-9472	..COVER BEARING SEAL	1
32	XDHZZ	55102	53130-51	..WIRE SAFETY.....	1
33	PAHZZ	96906	MS18154-60	..SCREW,CAP,HEXAGON H	3
34	PAHZZ	96906	MS35338-46	..WASHER,LOCI(.....	3
35	XDHZZ	55102	D-9471	..COVER BEARING	1
36	XDHZZ	92563	SB-22218-IW33	..BEARING,ROLER,SELF	1
37	PAHZZ	55102	5567136	..SEAL,SPECIAL	1
38	XDHZZ	55102	D-9470	..SPACER BEARING DRIV.....	1
39	XDHZZ	55102	C-11827	..GEAR,SPUR	1
40	PAHZZ	96906	MS90725-162	..SCREW,CAP,HEXAGON H	6
41	XDHZZ	96906	MS35338-50	..WASHER,LOCK	6
42	XDHZZ	55102	C-2531	..COVER BEARING	1
43	PAHZZ	75165	7199LPD	. SEAL,PLAIN	1
44	PAHZZ	55102	B-10724	..CARRIER,BEARING.....	1
45	PAHZZ	96906	MS19081-147	..BEARING,ROLLER,TAPE	1
46	XDHZZ	55102	B10643	. GEAR,BEVEL.....	1

SECTION II

TM 55-1905-219-34P-1

(1) ITEM NO	(2) SMR CODE	(3) CAGEC	(4) PART NUMBER	(5) DESCRIPTION AND USABLE ON CODES(UOC)	(6) QTY
47	PAHZZ	96906	MS90725-162	..SCREW,CAP,HEXAGON H	6
48	XDHZZ	96906	MS35338-50	..WASHER,LOCK	6
49	PAHZZ	02280	32223-11	..SHIM SET	1
50	XDHZZ	81352	AN6230B-44	..PACKING,PREFORMED	1
51	XDHZZ	55102	B-10642	..GEAR,BEVEL.....	1
52	XDHZZ	55102	B-10727	..GEAR,HELICAL	1
53	XDHZZ	55102	D-9468	..KEY	1
54	PAHZZ	60038	832-850	..BEARING,ROLLER,TAPE.....	1
55	PAHZZ	96906	MS90725-162	..SCREW,CAP,HEXAGON H	6
56	XDHZZ	96906	MS35338-50	..WASHER,LOCK	6
57	XDHZZ	98016	36	..SHIM SET	1
58	XDHZZ	96906	MS28775-268	..PACKING,PREFORMED.....	1
59	PAHZZ	96906	MS18154-60	..SCREW,CAP,HEXAGON H.....	12
60	PAHZZ	96906	MS35338-46	..WASHER,LOCK	12
61	XDHZZ	55102	C-5163	..COVER BEARING.....	2
62	XDCZZ	55102	D-1904	..GASKET BEARING.....	3
63	PAHZZ	96906	MS19068-111	..NUT,PLAIN, RO UND.....	2
64	PAHZZ	96906	MS19070-111	..WASHER,KEY	1
65	PAHZZ	98016	552A/555S	..BEARING,ROLLER,TAPE	1
66	PAHZZ	80756	RST 262	..RING,RETAINING	1
67	XDHZZ	55102	C-11821	..PINION,SHAFT,BRAKE	1
68	PAHZZ	55102	B-10723	..CARRIER,BEARING.....	1
69	PAHZZ	96906	MS18154-60	..SCREW,CAP,HEXAGON H.....	4
70	PAHZZ	96906	MS35338-46	..WASHER,LOCK	4
71	XDHZZ	55102	C-11878	..PARTS KIT,TUBE,FUEL.....	1
72	XDHZZ	55102	C2-11878	..GASKET.....	1
73	PACZZ	52676	N-13	..NUT,PLAIN,ROUND.....	2
74	PACZZ	96906	MS19070-131	..WASHER,KEY	1
75	PAHZZ	96906	MS19081-116	..BEARING,ROLLER,TAPE	1
76	XDHZZ	59875	RST 300	..RING SNAP	1
77	PAHZZ	96906	MS90725-65	..SCREW,CAP,HEXAGON H.....	8
78	PAHZZ	96906	MS35338-46	..WASHER,LOCK	8
79	XDHZZ	55102	B10726	..WHEEL BRAKE	1
80	PAHZZ	96906	MS18154-60	..SCREW,CAP,HEXAGON H.....	6
81	PAHZZ	96906	MS35338-46	..WASHER,LOCK.....	6
82	XDHZZ	55102	C-2504	..COVER SHAFT SEAL	1
83	PAHZZ	75165	9547LPD	..SEAL,PLAIN.....	2
84	XDHZZ	55102	B-10725	..SHAFT BRAKE	1
85	PAHZZ	96906	MS19081-116	..BEARING,ROLLER,TAPE	1
86	XDHZZ	55102	5559909-345A	..KEY.....	1
87	PAHZZ	96906	MS20913-2S	..PLUG,PIPE	2
88	PAHZZ	96906	MS20913-8S	..PLUG,PIPE	1
89	PAHZZ	96906	MS90725-186	..SCREW,CAP,HEXAGON H	4
90	PAHZZ	96906	MS35338-51	..WASHER,LOCK	4
91	XDHZZ	55102	A-7670	..HOUSING GEAR.....	1

END OF FIGURE

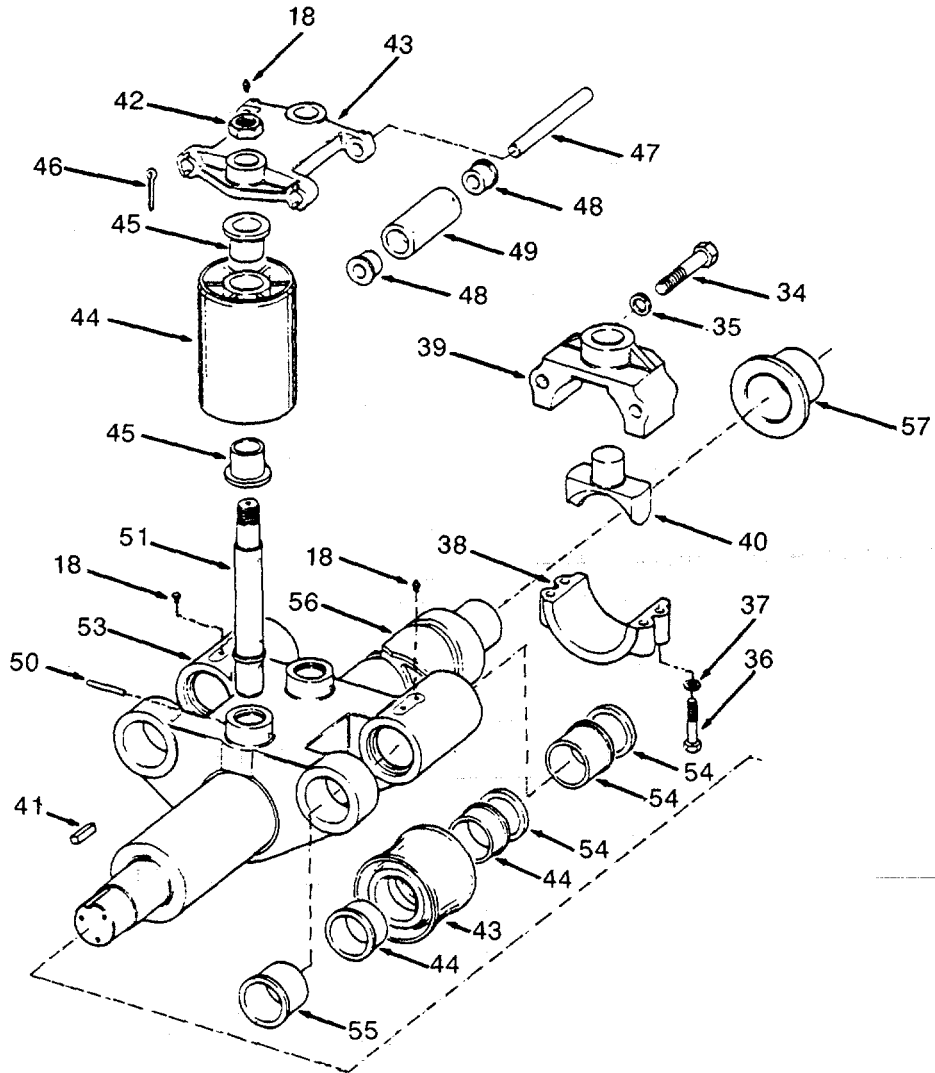


Figure 181. Level Wind Assembly and Guard (Sheet 2 of 2)

SECTION II

TM 55-1905-219-34P-1

(1) ITEM NO	(2) SMR CODE	(3) CAGEC	(4) PART NUMBER	(5) DESCRIPTION AND USABLE ON CODES(UOC) QTY	(6) QTY
GROUP 05 ANCHOR HANDLING					
FIG. 181 LEVEL WIND ASSEMBLY AND GUARD					
1	PACZZ	96906	MS18154-59	..SCREW,CAP,HEXAGON H	4
2	PACZZ	96c06	MS35338-46	..WASHER,LO CK	4
3	XDCZZ	55102	A2-2383	..GUARD LEVEL WIND	1
4	PACZZ	96906	MS51967-27	..NUT,PLAIN,HEXAGON	6
5	PACZZ	96906	MS35338-52	..WASHER,LOCK	6
6	PACZZ	96906	MS90725-222	..SCREW,CAP,HEXAGON H	1
7	XDCZZ	96906	MS90725-212	..SCREW,CAP,HEXAGON H	5
8	XDHZZ	55102	53128-2	..LEVEL WIND ASSEMBLY	1
9	PACZZ	80217	100	..CHAIN,ROLLER	1
10	XDCZZ	96906	MS90725-111	..SCREW,CAP,HEXAGON H.....	3
11	XDCZZ	96906	MS35338-48	..WASHER,LOCK	3
12	XDHZZ	55102	D-1917	..PLATE CLAMP.....	1
13	PAHZZ	55102	B-3522	..GEAR,SPUR	1
14	XDHZZ	55102	D-1918	..BEARING,WASHER,THRU.....	1
15	PAHZZ	00287	1-4X3 3-8MBS	..PIN,STRAIGHT	4
16	PAHZZ	96906	MS35691-105	..NUT,PLAIN,HEXAGON	2
17	XDHZZ	55102	B-3525	..BRACKET TOP ROLLER	1
18	PACZZ	96906	MS15006-1	..FITTING,LUBRICATION	5
19	PACZZ	96906	MS15006-3	..FITTING,LUBRICATION.....	2
20	XDHZZ	55102	C-12132	..SHAFT CARRIAGE	2
21	PACZZ	96906	MS16555-33	..PIN,STRAIGHT, HEAD LE	1
22	PACZZ	96906	MS35691-73	..NUT,PLAIN,HEXAGON.....	1
23	XDCZZ	55102	RC-6345	..HANDWHEEL LEVEL.....	1
24	XDCZZ	55102	5559909-160C	..KEY	1
25	XDHZZ	00287	3/16INX1 15/16IN M B S	..PIN,SPRING	1
26	PAHZZ	96906	MS27183-29	..WASHER,FLAT.....	2
27	XDHZZ	71447	74	..SPRING,HELICAL,COMP.....	1
28	XDHZZ	55102	C2-11831	..SPROCKET DRIVE	1
29	PAHZZ	96906	MS17796-134	..BEARING,SLEEVE.....	1
30	XDHZZ	55102	C-11833	..SHAFT PINION	1
31	XDHZZ	55102	B-3521	..PEDESTAL LEVEL WIND.....	1
32	PAHZZ	55102	D-1915	..BEARING,SLEEVE	2
33	XDHZZ	55102	D-1919	..BUSHING,SLEEVE.....	2
34	XDCZZ	96906	M5S90725-243	..SCREW,CAP,HEXAGON H.....	2
35	PACZZ	96906	MS35338-53	..WASHER,LOCK	2
36	XDCZZ	96906	MS90728-192	..SCREW,CAP,HEXAGON H	4
37	PACZZ	96906	MS35338-51	..WASHER,LOCK	4
38	XDHZZ	55102	B3-3523	..SHUTTLE LEVEL WIND.....	1
39	XDHZZ	55102	C-2520	..CAP SHUTTLE GUIDE	1
40	XDHZZ	55102	B2-3524	..GUIDE SHUTTLE	1
41	XDHZZ	55102	5559909-378C	..KEY	1
42	XDHZZ	55102	5559908-035	..NUT.....	4
43	XDHZZ	55102	B-3520	..PEDESTAL LEVEL WIND.....	1
44	PACZZ	96906	MS35670-1	..VALVE,SAFETY RELIEF.....	2
45	XDHZZ	55102	D-1920	..BUSHING GUIDE SHAFT	4
46	PACZZ	96906	MS24665-642	..PIN,COTTER	4

SECTION II

TM 55-1905-219-34P-1

(1) ITEM NO	(2) SMR CODE	(3) CAGEC	(4) PART NUMBER	(5) DESCRIPTION AND USABLE ON CODES(UOC)	(6) QTY
47	XDHZZ	55102	D-1926	..SHAFT TOP ROLLER	2
48	XDHZZ	55102	C3-11830	..HUB ROLLER	4
49	XDHZZ	55102	C2-11830	..BARREL ROLLER	2
50	XDHZZ	969b6	MS39086-193	..PIN,SPRING	1
51	XDHZZ	55102	C2-2522	..SHAFT VERTICAL	2
52	XDHZZ	55102	A-7719	..BODY CARRIAGE LEVEL	1
53	XDHZZ	01212	5726	..SEAL,FELT	4
54	XDHZZ	55102	D-1924	..BUSHING,SLEEVE	4
55	XDHZZ	55102	A2-2362	..SHAFT WORM LEVEL	1
56	XDHZZ	55102	C-2517	..ROLLER HORIZONTAL	2

END OF FIGURE

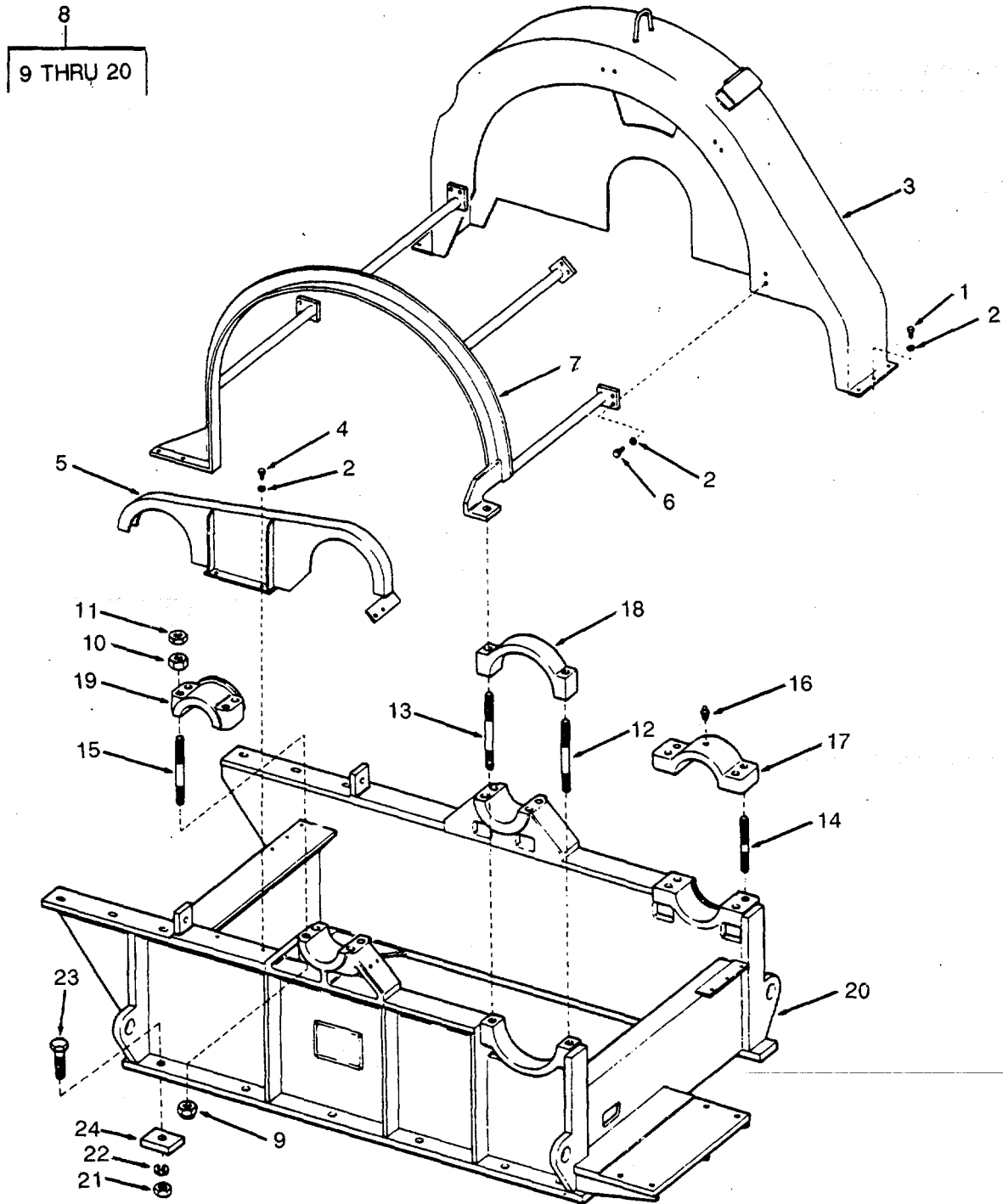


Figure 182. Anchor Winch Gear Guards and Frame.

SECTION II

TM 55-1905-219-34P-1

(1) ITEM NO	(2) SMR CODE	(3) CAGEC	(4) PART NUMBER	(5) DESCRIPTION AND USABLE ON CODES(UOC) QTY	(6)
GROUP 05 ANCHOR HANDLING					
FIG. 182 ANCHOR WINCH GEAR GUARDS AND FRAME					
1	PACZZ	96906	MS18154-60	.SCREW,CAP,HEXAGON H	6
2	PACZZ	96906	MS35336-46	.WASHER,LOCK	18
3	XDCZZ	55102	A-7618	.GUARD GEAR ANCHOR	1
4	PACZZ	96906	MS18154-59	.SCREW,CAP,HEXAGON H	2
5	XDCZZ	55102	A-7617	.GUARD CHAIN	1
6	PACZZ	96906	MS90728-61	.SCREW,CAP,HEXAGON	10
7	XDCZZ	55102	A-7619	.GUARD DRUM	1
8	XDHZZ	55102	RC-8815-H	.FRAME ASSEMBLY	1
9	XDHZZ	13257	41NU-168	..NUT STOP 1-8 STEEL	16
10	PAHZZ	96906	MS35691-73	..NUT,PLAIN,HEXAGON.....	16
11	PAHZZ	96906	MS51967-29	..NUT,PLAIN,HEXAGON	16
12	XDHZZ	55102	D-5576-9-1/2	..STUD STEEL.....	2
13	XDHZZ	55102	D-5576-10	..STUD STEEL.....	2
14	XDHZZ	55102	D-5576-7	..STUD STEEL.....	4
15	XDHZZ	55102	D-5576-9	..STUD STEEL	8
16	PACZZ	96906	MS15003-1	..FITTING,LUBRICATION	1
17	XDHZZ	55102	B-10780	..CAP PEDESTAL.....	1
18	XDHZZ	55102	B-10799	..CAP PEDESTAL	1
19	XDHZZ	55102	B3528	..CAP PEDESTAL.....	2
20	XDHZZ	55102	RC-8815	..FRAME STERN ANCHOR.....	1
21	PACZZ	96906	MS51967-26	.NUT,PLAIN,HEXAGON	12
22	PACZZ	96906	MS35338-52	.WASHER,LOCK	12
23	PACZZ	96906	MS90727-215	.SCREW,CAP,HEXAGON H	12
2	XDCZZ	80064	520-4634418-12	.CHOCK STEEL 3X3/4	12

END OF FIGURE

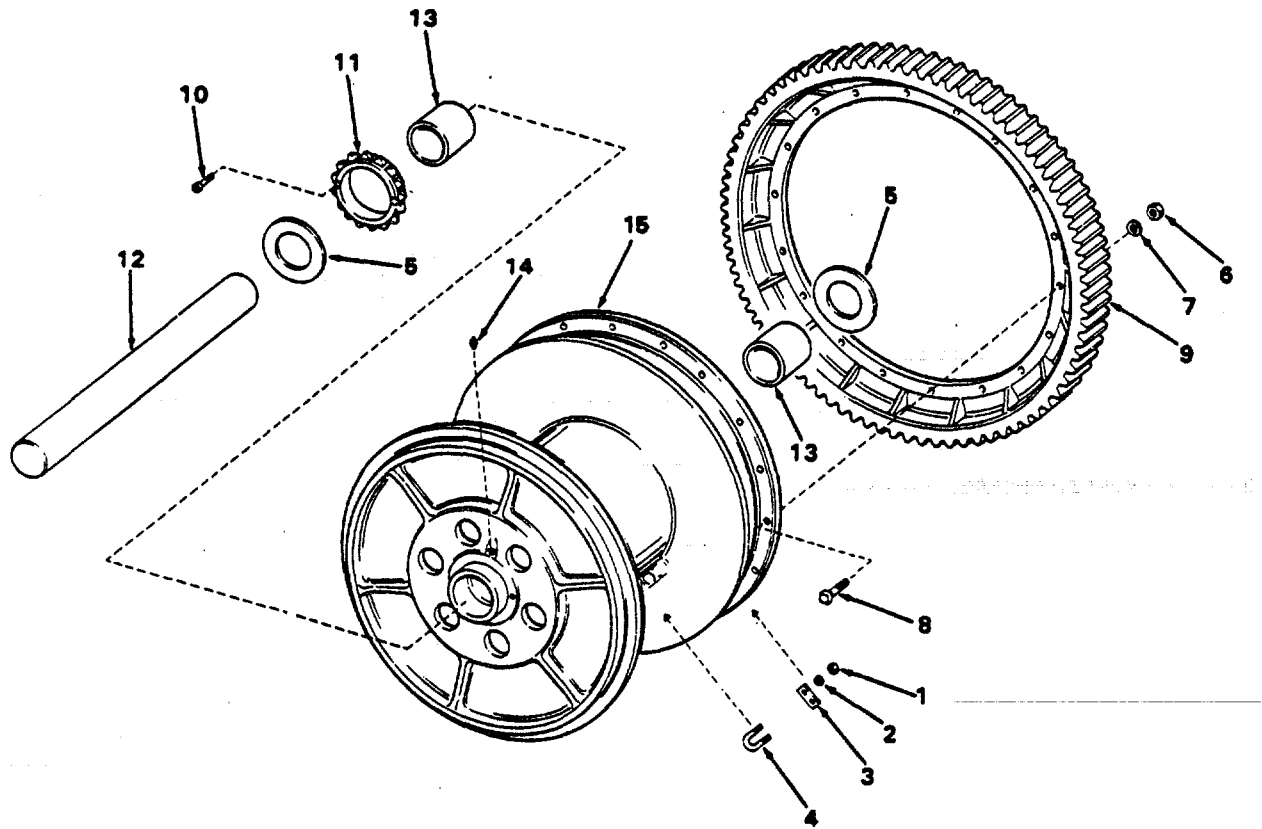


Figure 183. Anchor Winch Drum Assembly.

SECTION II

TM 55-1905-219-34P-1

(1) ITEM NO	(2) SMR CODE	(3) CAGEC	(4) PART NUMBER	(5) DESCRIPTION AND USABLE ON CODES(UOC) QTY	(6) QTY
GROUP 05 ANCHOR HANDLING					
FIG. 183 ANCHOR WINCH DRUM ASSEMBLY					
	XDHHH	55102	53127-2	..DRUM ASSY CABLE FOR	1
1	PACZZ	96906	MS51967-20	..NUT,PLAIN,HEXAGON	2
2	XDCZZ	96906	MS35338-50	..WASHER,LOCK	2
3	XDCZZ	55102	B3-7309	..PLATE CLAMP	1
4	XDCZZ	55102	B2-7309	..U-BOLT.....	1
5	XDHZZ	55102	D-1902	..WASHER DRUM.....	2
6	PACZZ	96906	MS51967-26	..NUT,PLAIN,HEXAGON	18
7	PACZZ	96906	MS35338-52	..WASHER,LOCK	18
8	XDCZZ	55102	5553697	..BOLT,MACHINE	18
9	XDHZZ	55102	B-10686	. GEAR DRUM.....	1
10	PAHZZ	96906	MS1699r-G6	..SCREW CAP,SOCKET HE	2
11	XDHZZ	55102	C2-250	..SPROCKET DRUM	1
12	XDHZZ	55102	C2-2509	..SHAFT DRUM	1
13	XDHZZ	55102	C-2501	..BUSHING DRUM	2
14	PACZZ	96906	MS15006-1	..FITTING,LUBRICATION	2
15	XDHZZ	55102	A2-7644	..DRUM	1

END OF FIGURE

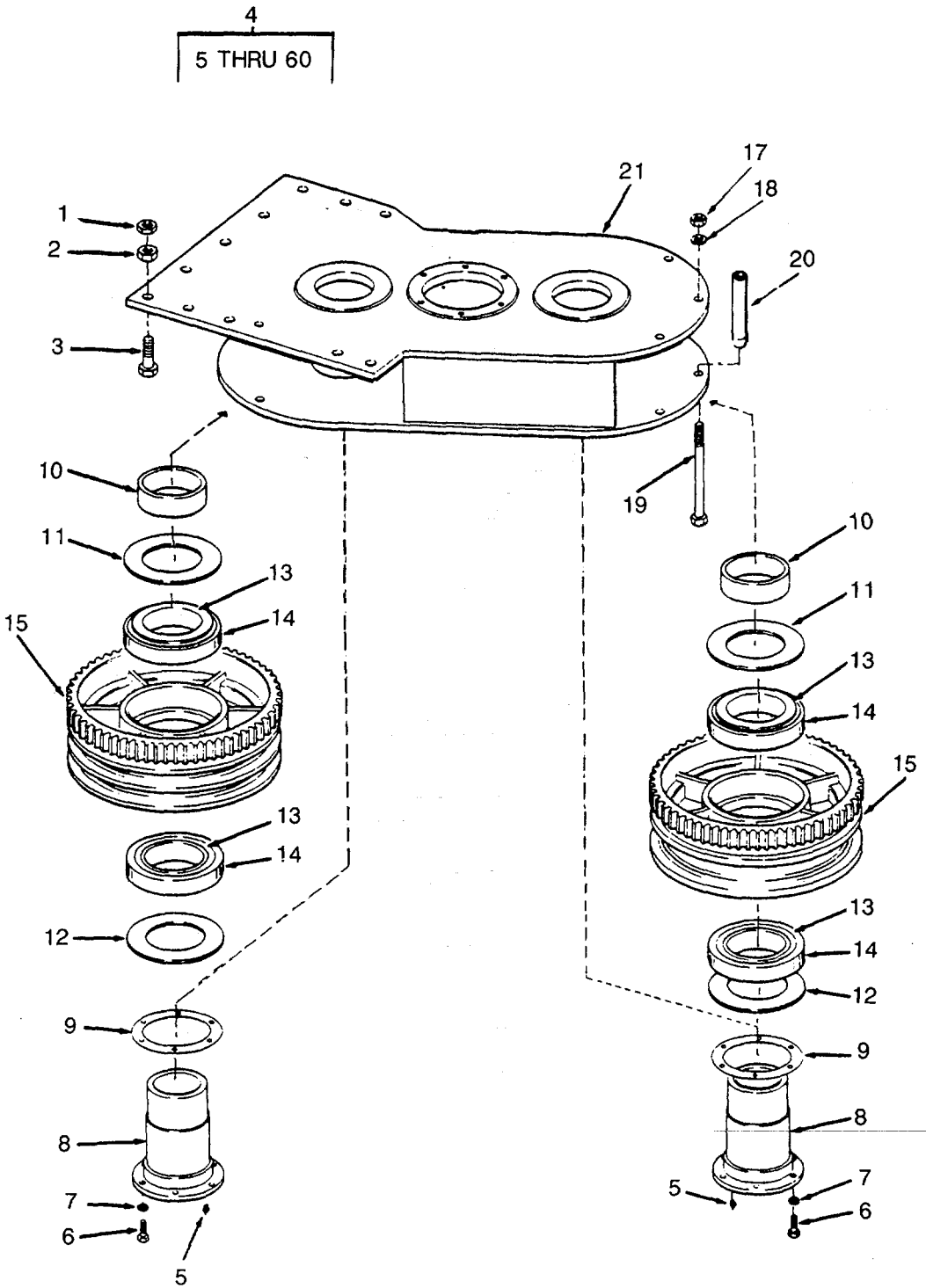


Figure 184. Anchor Winch Slack Puller (Sheet 1 of 2)

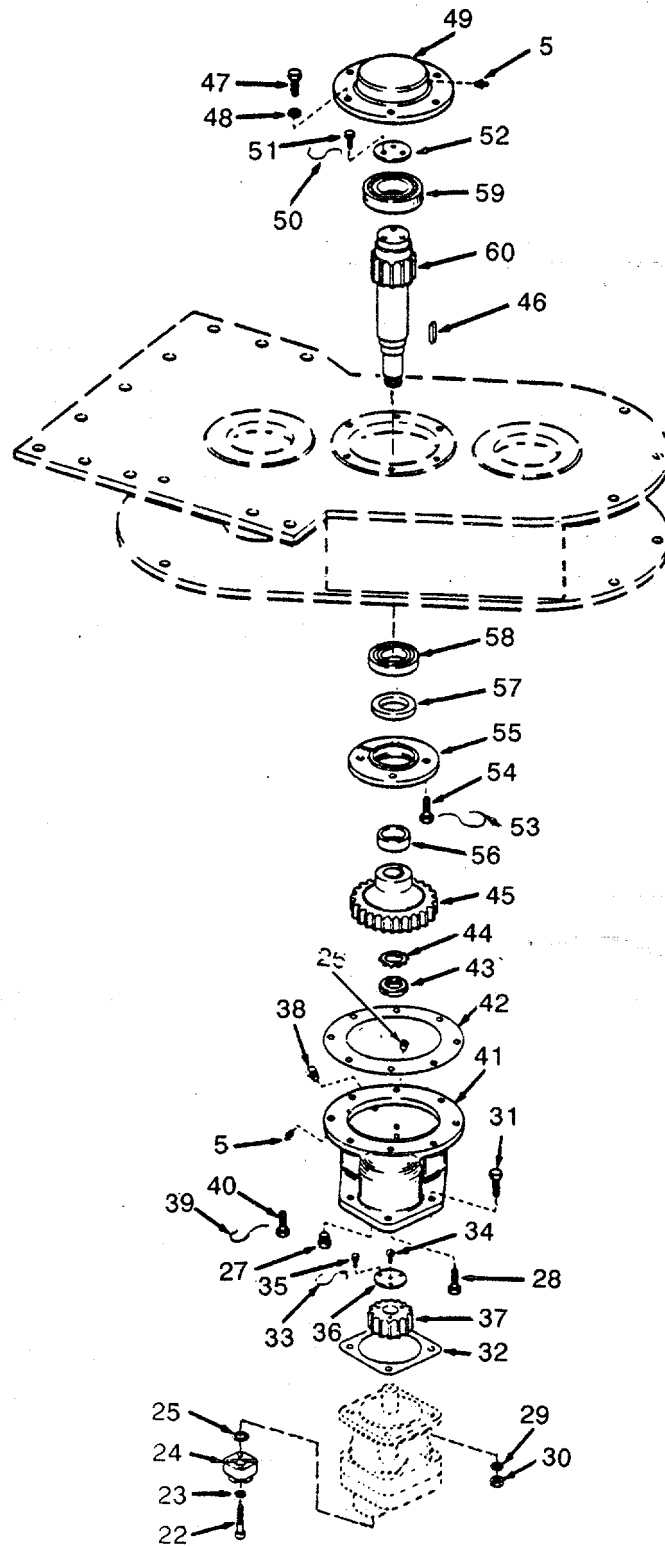


Figure 184. Anchor Winch Slack Puller (Sheet 2 of 2)

(1) ITEM NO	(2) SMR CODE	(3) CAGEC	(4) PART NUMBER	(5) DESCRIPTION AND USABLE ON CODES(UOC) QTY	(6)
GROUP 05 ANCHOR HANDLING					
FIG. 184 ANCHOR WINCH SLACK PULLER					
1	PAHZZ	96906	MS35691-74	..NUT,PLAIN,HEXAGON	11
2	PAHZZ	96906	MS51967-30	..NUT,PLAIN,HEXAGON	11
3	XDHZZ	96906	MS90725-234	..SCREW,CAP,HEXAGON H	11
4	XDHHH	55102	53135-2	..PULLER ASSEMBLY	1
5	PAHZZ	96906	MS15006-1	..FITTING,LUBRICATION	4
6	XDHZZ	96906	MS90725-113	..SCREW,CAP,H EXAGON	1
7	PAHZZ	96906	MS35338-42	..WASHER,LOCK	1
8	XDHZZ	55102	C-11867	..TUBE SHAFT	2
9	PAHZZ	98016	24	..SHIM SET.	2
10	XDHZZ	55102	D-9499	..BEARING,SLEEVE	2
11	PAHZZ	55102	C-11866	..PLATE,BEARING	2
12	PAHZZ	55102	C2-11866	..BEARING,PLATE	2
13	PAHZZ	60038	74550	..CONE AND ROLLERS,TA.....	4
14	PAHZZ	60038	74850	..CUP,TAPERED ROLLER	4
15	XDHZZ	55102	A-7727	..SHEAVE SINGLE.	1
16	XDHZZ	55102	A-7736	..SHEAVE DOUBLE	1
17	PAHZZ	96906	MS51967-23	..NUT,PLAIN,HEXAGON.	4
18	PAHZZ	96906	MS35334-26	..WASHER,LOCK	4
19	XDHZZ	55102	5568357	..SCREW,CAP,HEXAGON H	4
20	XDHZZ	55102	D-9489-7	..SPACER,FRAME	4
21	XDHZZ	55102	RC-8816	..FRAME HYDRULIC	1
22	PAHZZ	96906	MS16997-126	..SCREW,CAP,SOCKET HE	8
23	PAHZZ	96906	MS35338-47	..WASHER,LOCK.	8
24	XDHZZ	55102	RC-5217	..FLANGE CONNECTOR	2
25	PAHZZ	88044	AN6227B27	..PACKING,PREFORMED	2
26	PAHZZ	96906	MS20913-2S	..PLUG,PIPE	2
27	PAHZZ	96906	MS20913-4S	..PLUG,PIPE.	1
28	XDHZZ	96906	MS90725-111	..SCREW,CAP,HEXAGON H	1
29	PAHZZ	96906	MS35338-42	..WASHER,LOCK	22
30	PAHZZ	96906	MS51967-14	..NUT,PLAIN,HEXAGON	3
31	PAHZZ	96906	MS90728-114	..SCREW,CAP,HEXAGON H	3
32	XDHZZ	55102	D-9501	..GASKET	1
33	XDHZZ	55102	5568184	..WIRE LOCK	1
34	PAHZZ	96906	MS18154-58	..SCREW,CAP,HEXAGON H	1
35	PAHZZ	96906	MS90725-6	..SCREW,CAP,HEXAGON H.	3
36	XDHZZ	55102	RC-5340	..PLATE CLAMP	1
37	PAHZZ	55102	C-11864	..GEAR,MOTOR DRIVE	1
38	XDHZZ	95879	301370	..FITTING,LUBRICATION.	1
39	XDHZZ	55102	5568184	..WIRE LOCK.	1
40	XDHZZ	96906	MS90725-113	..SCREW,CAP,HEXAGON H	30
41	XDHZZ	55102	A-7691	..HOUSING HYDRAULIC.	1
42	XDHZZ	55102	A2-7691	..GASKET.	1
43	PAHZZ	52676	N08	..NUT,PLAIN,ROUND	1
44	PAHZZ	96906	MS19070-081	..WASHER,KEY	1
45	PAHZZ	55102	B-10762	..GEAR,DRIVEN.	1
46	XDHZZ	55102	C9747 12F-Z	..KEY	1
47	XDHZZ	96906	MS90725-113	..SCREW,CAP,HEXAGON	1
48	PAHZZ	96906	MS35338-42	WASHER,LOCK	8

SECTION II

TM 55-1905-219-34P-1

(1) ITEM NO	(2) SMR CODE	(3) CAGEC	(4) PART NUMBER	(5) DESCRIPTION AND USABLE ON CODES(UOC)	(6) QTY
49	XAHZZ	55102	RC-4720	..COVER BEARING	1
50	XDHZZ	55102	5568184	..WIRE LOCK	1
51	PAHZZ	96906	MS18154-60	..SCREW,CAP,HEXAGON H	3
52	XDHZZ	55102	RC-4765	..PLATE CLAMP	1
53	XDHZZ	55102	5568184	..WIRE LOCK.....	1
54	XDHZZ	96906	MS90725-113	..SCREW, CAP,HEXAGON	4
55	PAHZZ	55102	C-11865	..RETAINER,SHAFT	1
56	XDHZZ	55102	D-9500	..RETAINER,SHAFT	1
57	PAHZZ	75165	10797LPD	..PACKING,PREFORMED.....	1
58	PAHZZ	52676	6211Z	..BEARING,BALL,ANNULA	1
59	PAHZZ	52676	6213Z	..BEARING,BALL,ANNULA.....	1
60	XDHZZ	55102	B-10765	..SHAFT PINION	1

END OF FIGURE

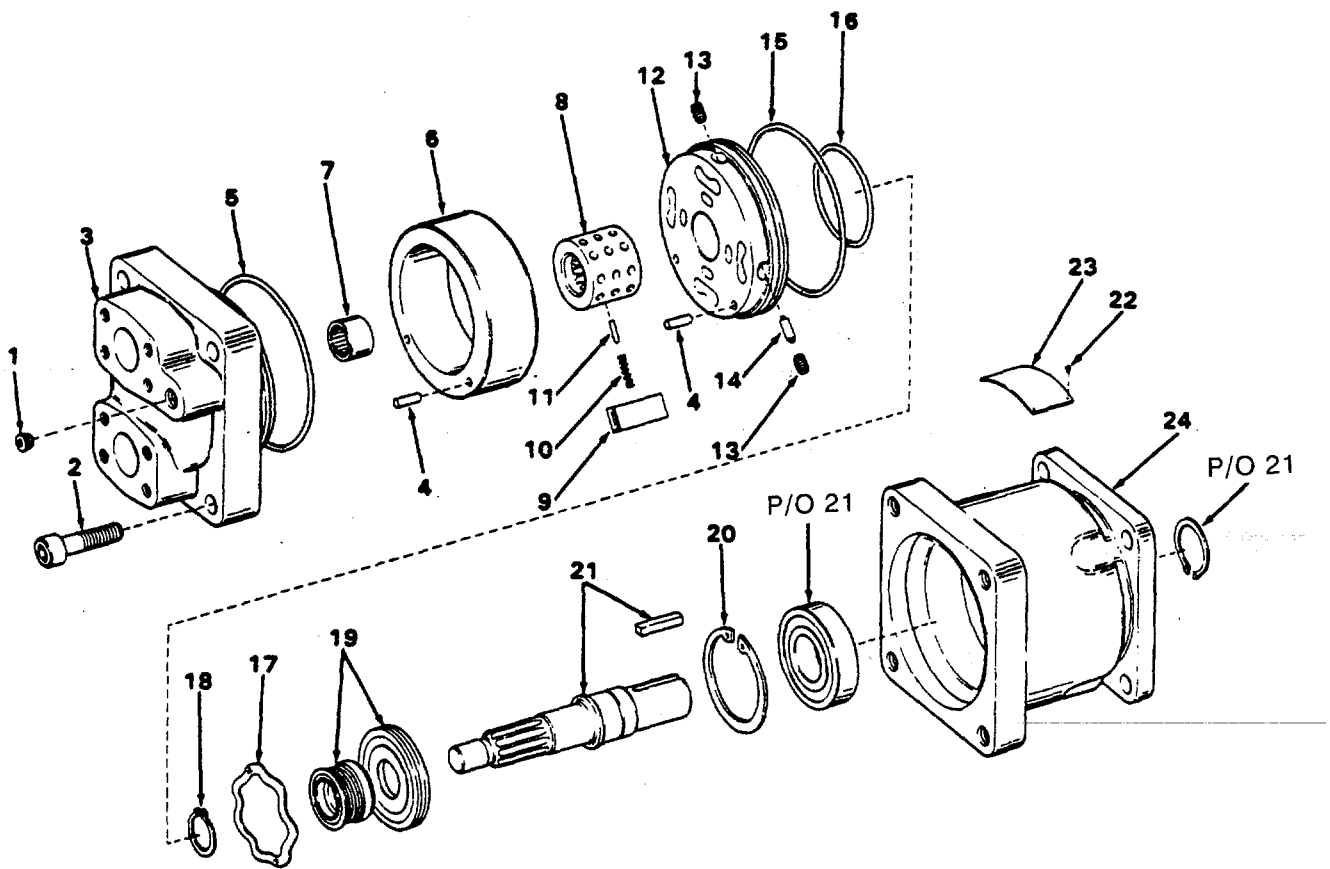


Figure 185. Slack Puller Hydraulic Motor.

SECTION II

TM 55-1905-219-34P-1

(1) ITEM NO	(2) SMR CODE	(3) CAGEC	(4) PART NUMBER	(5) DESCRIPTION AND USABLE ON CODES(UOC) QTY	(6)
				GROUP 05 ANCHOR HANDLING	
				FIG. 185 SLACK PULLER HYDRAULIC	
	PACHH	2K400	M4D-088-1N00-B10 2	...MOTOR, HYDRAULIC (1719 POUND- INCHES MAXIMUM TORQUE AT 2000 PSI, 1- 1/4 INCH DIAMETER SHAFT	1
1	XDHZZ	16954	449-00571	...PLUG HYDRAULIC	1
2	PAHZZ	96906	MS16997-169	...SCREW, CAP, SOCKET HE	4
3	XDHZZ	16954	034-24579-W	...CAP END HYDRAULIC	1
4	XDHZZ	16954	324-21612	...PIN DOWEL	2
5	XDHZZ	88044	AN6230-26	...PACKING, PREFORMED P/N S14-08889	1
				PART OF KIT P/N S14-18564	
6	XDHZZ	16954	034-24683-Y	...RING CAM	1
7	KFHZZ	60380	BH-1312	...BEARING NEEDLE END PART OF KIT P/N 514-08889	1
8	XDHZZ	16954	034-21383-X	...ROTOR HYDRAULIC	
9	KFHZZ	16954	S14-13970	...VANE KIT MOTOR (INCLUDES 10 VANES PART NO. 034-24848-Y), PART OF KIT P/N S14-08889.....	1
10	KFHZZ	16954	034-21396-Z	...SPRING VANE PART OF KIT P/N S14- 08889	30
11	KFHZZ	16954	034-24678-Z	...GUIDE SPRING PART OF KIT P/N S14- 08889	30
12	XDHZZ	16954	034-48760-D	...PLATE PORT	1
13	XDHZZ	16954	311-45032	...SETSCREW SOCKET	2
14	KFHZZ	16954	034-70341-A	...SPOOL SHUTTLE PART OF KIT P/N S14 -08889	1
15	PAHZZ	96906	MS28775-246	...PACKING, PREFORMED PART OF KIT P/N..... S14-18564.....	1
16	KFHZZ	16954	691-00146	...PACKING PREFORMED P/N S14-08889	1
17	KFHZZ	16954	350-10025	...WASHER SPRING PART OF KIT P/N S14..... -08889	1
18	XDHZZ	79136	5100-112	...RING, RETAINING.....	1
19	KFHZZ	16954	623-11278	...SEAL, MOTOR, HYDRAULI P/N S14- 08889 PART OF KIT P/N S14-18564.....	1
20	XDHZZ	79136	5008-283	...RING RETAINING	1
21	XDHZZ	16954	S14-14368	...SHAFT ASSEMBLY (INCLUDES SHAFT, BALL BEARING, RETAINING RING AND KEY)	1
22	PAHZZ	96906	MS35206-212	...SCREW, MACHINE	4
23	XDHZZ	16954	034-41541-Z	...PLATE.....	1
24	XDHZZ	16954	034-24581-W	...HOUSING HYDRAULIC	1
	PAHZZ	16954	S14--1856	SEAL KIT	1
				PACKING PREFORMED (1) 185-16	
				PACKING, PREFORMED (1) 185-5	
				PACKING, PREFORMED (1) 185-15	
				SEAL, MOTOR, HYDRAULI (1) 185-19	
	XDHZZ	16954	S14-08889	PARTS KIT, HYDRAULIC	1
				BEARING NEEDLE END (1) 185-7	
				GUIDE SPRING (30) 185-11	

SECTION II

TM 55-1905-219-34P-1

(1) ITEM NO	(2) SMR CODE	(3) CAGEC	(4) PART NUMBER	(5) DESCRIPTION AND USABLE ON CODES(UOC) QTY	(6)
				SPOOL SHUTTLE	(1) 185-14
				SPRING VANE.....	(30) 185-10
				VANE KIT MOTOR	(1) 185-9
				WASHER SPRING	(1) 185-17

END OF FIGURE

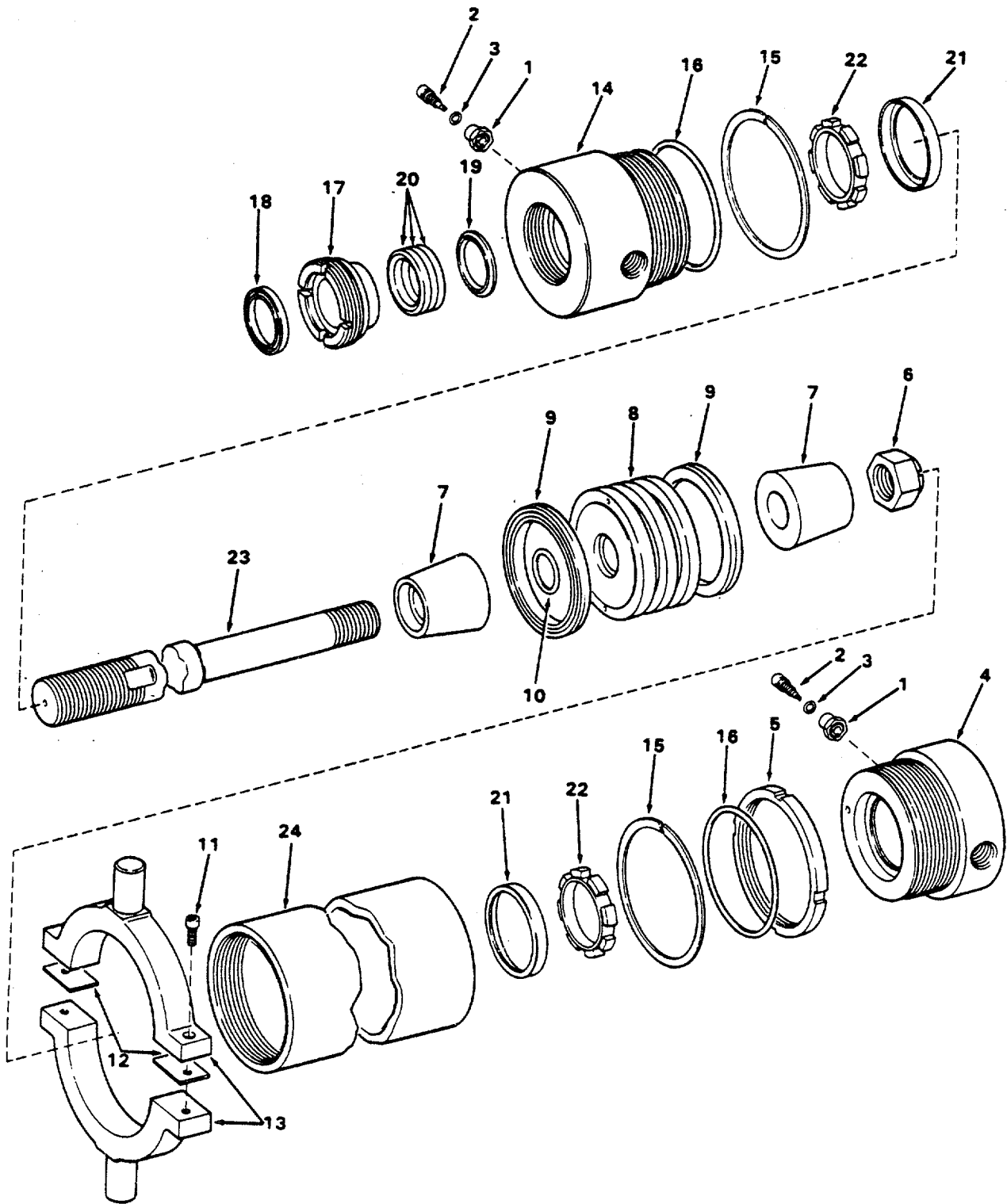


Figure 186. Clutch Hydraulic Cylinder.

SECTION II

TM 55-1905-219-34P-1

(1) ITEM NO	(2) SMR CODE	(3) CAGEC	(4) PART NUMBER	(5) DESCRIPTION AND USABLE ON CODES(UOC) QTY	(6)
				GROUP 05 ANCHOR HANDLING	
				FIG. 186 CLUTCH HYDRAULIC CYLINDER	
	XDHXX	60285	LSM-5-2-1/2X2-1/ 2CC	..CYLINDER ASSEMBLY	1
1	XDHZZ	60285	SM-96-1	...NUT	2
2	PAHZZ	6028E	SM-95-1	...SCREW ADJUSTING	2
3	PAHZZ	60235	5040-2	...PACKING,PREFORMED.	2
4	PAHZZ	60285	SM2-2-552C	...HEAD CYLINDER	1
5	XDHZZ	60285	SM-75-4	...NUT	1
6	XDHZZ	60285	5060-1/2	...NUT.	1
7	PAHZZ	60285	LSM-93-3	...COLLAR,PISTON ROD	2
8	PAHZZ	60285	SM-2-553-U	...PISTON,HYDRAULIC.	1
9	PAHZZ	60285	5080-30	...PACKING,PREFORMED	2
10	PAHZZ	60285	5245-8	...PACKING,PREFORMED	1
11	PAHZZ	96906	MS16998-75	...SCREW,CAP,SOCKET HE	2
12	XDHZZ	60285	SM-85-3B	...SHIM	2
13	PAHZZ	60285	SM-2-584-M	...TRUNNION,HYDRAULIC	1
14	PAHZZ	60285	SM3-2-551C	...HEAD ROD,HYDRAULIC	1
15	PAHZZ	96906	MS35338-46	...WASHER,LOCK	2
16	PAHZZ	60285	5054-6-A	...GASKET	2
17	PAHZZ	60285	SM-81-4-A	...NUT,PACKING.	1
18	XDHZZ	60285	5030-3-4	... WIPER,ROD	1
19	PAHZZ	60285	SM-77-3B	...RETAINER,PACKING.....	1
20	PAHZZ	60285	5070-16	...PACKING,PREFORMED	3
21	PAHZZ	60285	LSM-92-3-1-B	...SLEEVE,CYLINDER HEA	2
22	PAHZZ	60285	LSM-92-3-2	...RETAINER,PISTON ROD	2
23	PAHZZ	60285	TA82EBK10A028	...ROD,PISTON	1
24	XDHZZ	60285	5M5-2-557	...BODY CYLINDER.....	1

END OF FIGURE

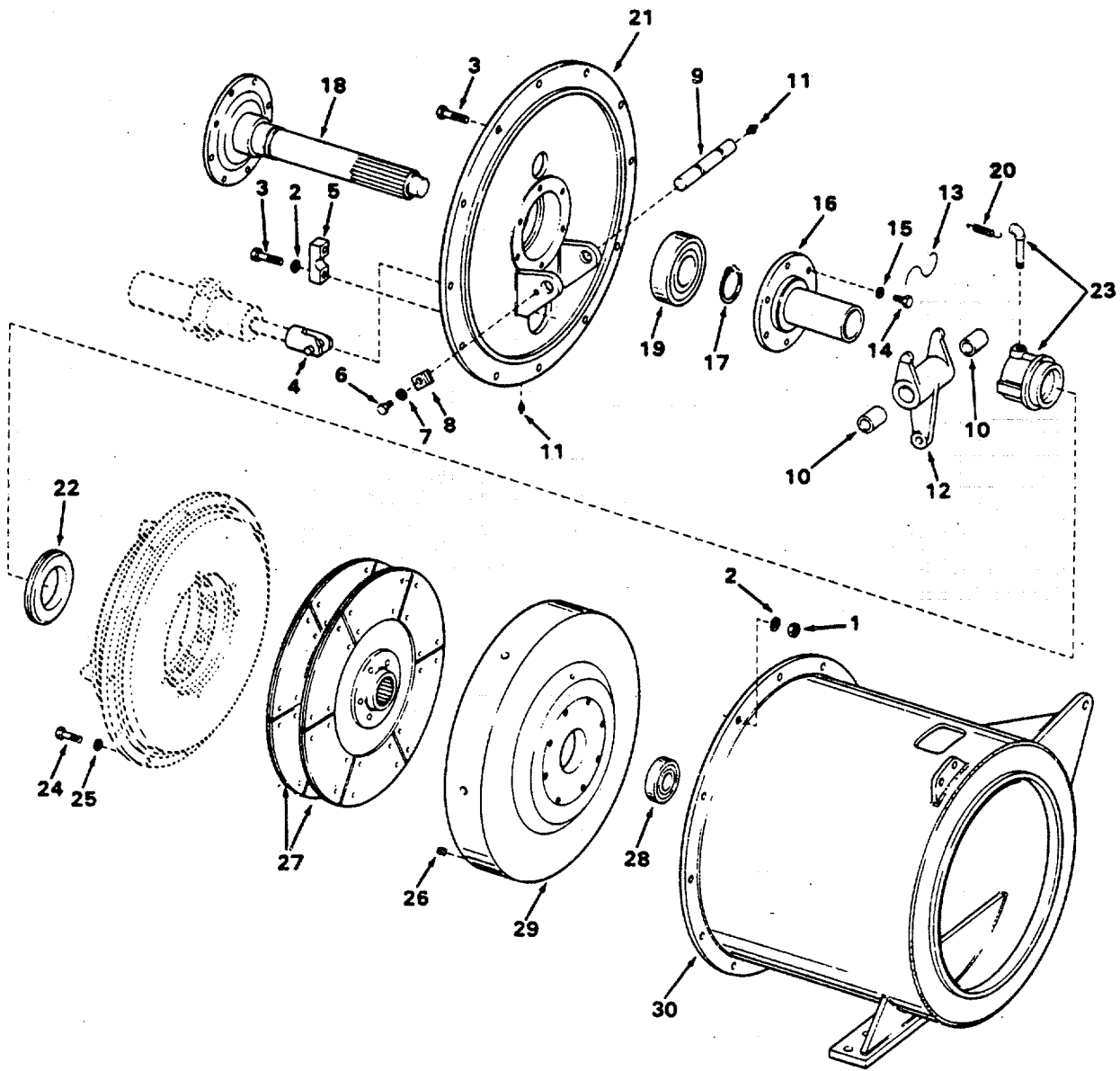


Figure 187. Disconnect Clutch.

SECTION II

TM 55-1905-219-34P-1

(1) ITEM NO	(2) SMR CODE	(3) CAGEC	(4) PART NUMBER	(5) DESCRIPTION AND USABLE ON CODES(UOC)	(6) QTY
GROUP 05 ANCHOR HANDLING					
FIGURE 187 DISCONNECT CLUTCH					
	XDHZZ	55102	53131H	..CLUTCH ASSEMBLY.....	2
1	PAHZZ	96906	MS51967-14	..NUT, PLAIN, HEXAGON	12
2	XDHZZ	96906	MS35338-48	..WASHER, LOCK	16
3	XDHZZ	96906	MS90725-114	..SCREW, CAP HEX HEAD.....	16
4	XDHZZ	60285	2-562	..ROD CLEVIS	1
5	XDHZZ	60285	A4-4272	..BRACKET CAP OUTSIDE.....	2
6	PAHZZ	96906	MS18154-60	..SCREW, CAP, HEXAGON H	1
7	PAHZZ	96906	MS35338-46	..WASHER, LOCK.....	1
8	XDHZZ	55102	A5-4273	..KEY, MACHINE.....	1
9	XDHZZ	55102	A4-4273	..PIN, THROWOUT YOKE.....	1
10	XDHZZ	55102	A3-4273	..BUSHING, THROWOUT YO	2
11	PACZZ	96906	MS15006-1	..FITTING, LUBRICATION.....	2
12	XDHZO	55102	A-4273	..YOKE, CLUTCH TROUGH.....	1
13	XDHZZ	55102	53131-022	..WIRE SAFETY	1
14	PAHZZ	96906	MS18154-60	..SCREW, CAP, HEXAGON H	6
15	PAHZZ	96906	MS35338-46	..WASHER, LOCK.	6
16	XDHZZ	55102	A2-4273	..COVER BEARING	1
17	XDHZZ	79136	5100-237	..RING, RETAINING ..	1
18	XDHZZ	55102	B-6128	..SHAFT CLUTCH	1
19	PAHZZ	52676	6312	..BEARING, BALL, ANNULA.....	1
20	XDHZZ	55102	5556589	..SPRING	1
21	XDHZZ	55102	A-4272	..DISK, CLUTCH	1
22	PAHZZ	73460	12505	..BEARING, BALL, THRUST	1
23	XDHZZ	55102	5557091	..CARRIER, BEARING.....	1
24	PAHZZ	96906	MS90725-62	..SCREW, CAP, HEXAGON H.....	12
25	PAHZZ	96906	MS35338-46	..WASHER, LOCK ..	12
26	PAHZZ	96906	MS51963-103	..SETSCREW.	6
27	XDHZZ	55102	B6929	..DISK, CLUTCH	2
28	PAHZZ	52676	6307RS	..BEARING, BALL, ANNULA.....	1
29	XDHZZ	55102	B-6127	..FLYWHEEL CLUTCH.....	1
30	XDHZZ	55102	A-4269	..HOUSING CLUTCH	1

END OF FIGURE

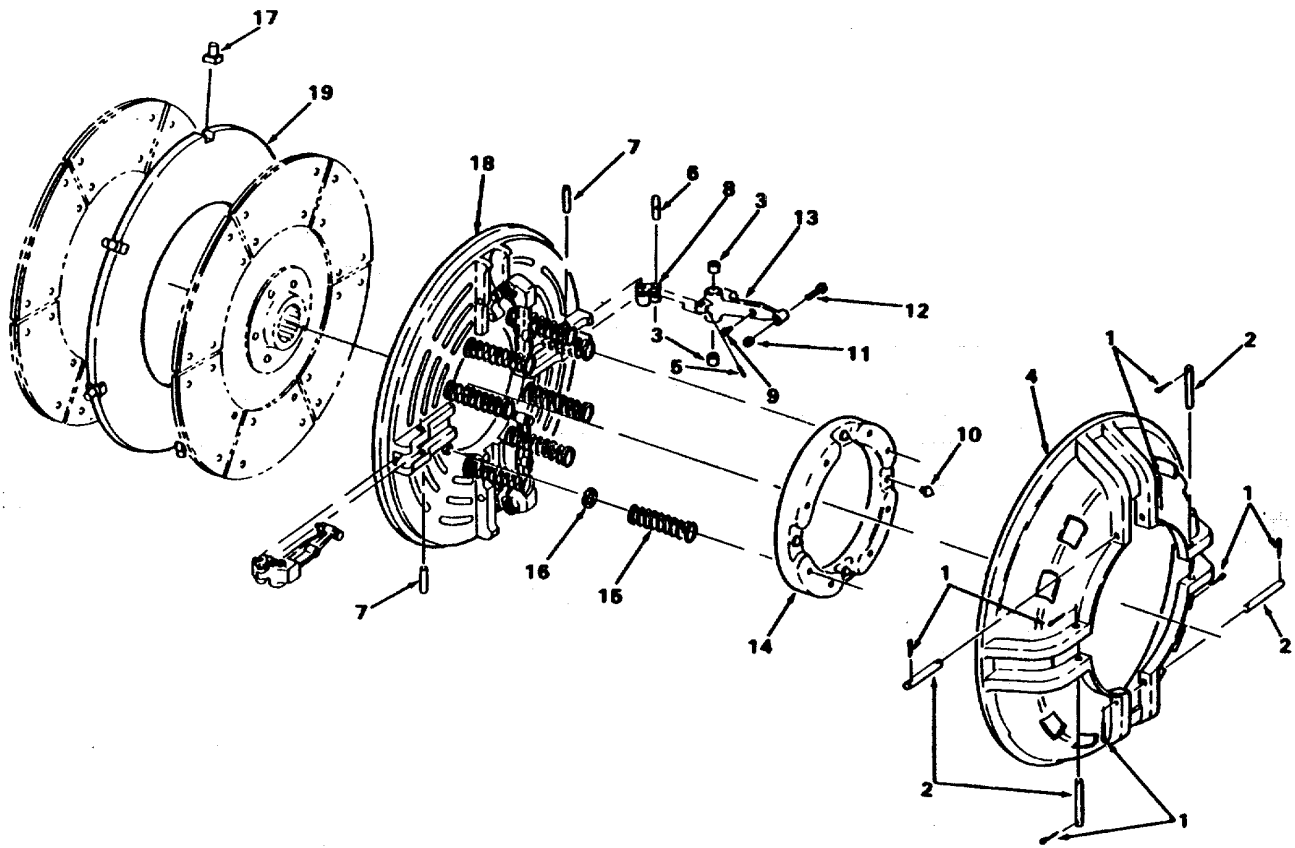


Figure 188. Clutch Cover Plate

SECTION II

TM 55-1905-219-34P-1

(1) ITEM NO	(2) SMR CODE	(3) CAGEC	(4) PART NUMBER	(5) DESCRIPTION AND USABLE ON CODES(UOC)	(6) QTY
GROUP 05 ANCHOR HANDLING					
FIGURE 188 CLUTCH COVER PLATE					
	XDHZZ	36479	170-12-482	..PLATE ASSEMBLY CLUTCH DISK.....	1
ASSEMBLIES SUPPLIED WITH DISCONNECT CLUTCH SEE FIGURE 180.....					
1	XDHZZ	36479	XII-30	...PIN COTT-ER	8
2	XDHZZ	36479	C63-11	...PIN, STRAIGHT, HEADED.....	4
3	PAHZZ	96906	MS17131-14	...BEARING, ROLLER, NEED.....	8
4	XDHZZ	36479	C2-67	...RING, FLYWHEEL COVER.....	1
5	PAHZZ	96906	MS16592-138	...PIN, SPRING.....	4
6	XDHZZ	36479	C65-12	...PIN, STRAIGHT, HEADLE.	4
7	XDHZZ	36479	C71-13	...PIN, STRAIGHT, HEADED.....	4
8	XDHZZ	36479	C64-13	...LINK, RELEASE LEVER.....	4
9	XDHZZ	36479	C92-12	...GUIDE, LEVER.....	4
10	XDHZZ	36479	C92-1	...FULCRUM, CLUTCH.....	4
11	XDCZZ	36479	X4-33	...NUT, PLAIN, HEXAGON	4
12	XDCZZ	36479	C61-14	... BOLT, MACHINE.....	4
13	XDHZZ	36479	AC60-70	...LEVER ASSEMBLY.....	4
14	XDHZZ	36479	AC62-11	...RETAINER, SPRING, CLU.....	1
15	XAHZZ	36479	C5-46	...SPRING, HELICAL.....	8
16	XDHZZ	36479	C93-1	...WASHER SPRING.....	8
17	XDHZZ	36479	C26-12	... PIN I.....	6
18	XDHZZ	36479	C1-51	...CLUTCH HALF, FRICTIO.....	1
19	XDHZZ	36479	C25-28	...PLATE, INTERMEDIATE.....	1

END OF FIGURE

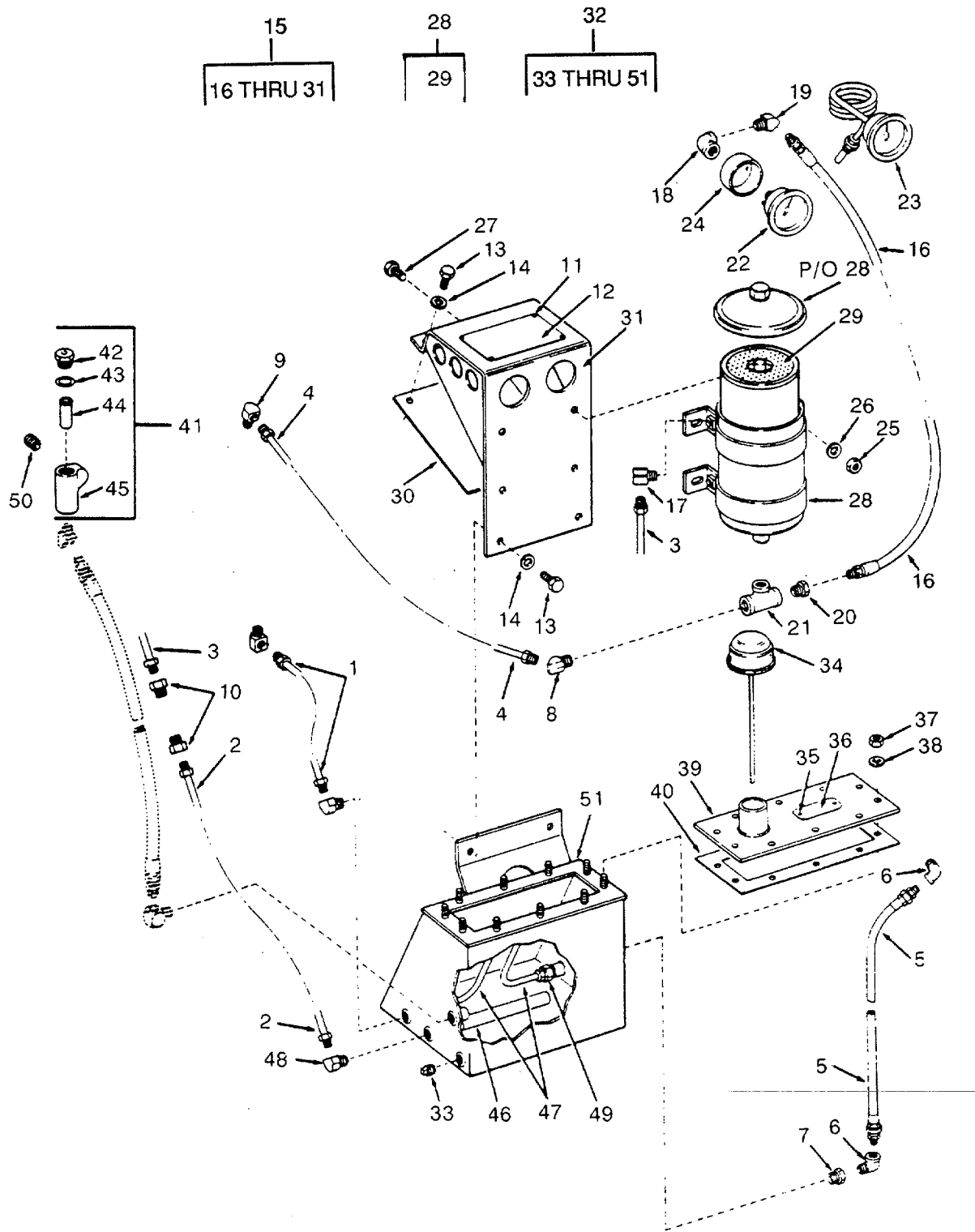


Figure 189. Torque Converter - Fluid System Group.

SECTION II

TM 55-1905-219-34P-1

(1) ITEM NO	(2) SMR CODE	(3) CAGEC	(4) PART NUMBER	(5) DESCRIPTION AND USABLE ON CODES(UOC)	(6) QTY
-------------------	--------------------	--------------	-----------------------	---	------------

GROUP 05 ANCHOR HANDLING

FIGURE 189 TORQUE CONVERTER FLUID SYSTEM

	XDHHZ	90192	F-10017-TC-1	.CONVERTER, TORQUE	1
	XDHZZ	90192	X207999-A	..FLUID SYSTEM GROUP	1
1	XDCZZ	90192	201385-B	...TUBE ASSEMBLY.....	1
2	XDCZZ	90192	201374	...TUBE ASSEMBLY.....	1
3	XDCZZ	90192	201385-JC	...TUBE ASSEMBLY.....	1
4	XDCZZ	90192	201385-JD	...TUBE ASSEMBLY.....	1
5	XDCZZ	90192	M-201502-E	...HOSE ASSEMBLY, NONME.....	1
6	PACZZ	61208	M2055C	...ELBOW, PIPE	2
7	PACZZ	66640	166D1	...BUSHING, PIPE.....	1
8	XDCZZ	90192	M-2545	...ELBOW PIPE.....	1
9	XDCZZ	90192	M-1273	...ELBOW TUBE 90	4
10	XDCZZ	90192	M-1271	...CONNECTOR TUBE 1/4.....	2
11	PACZZ	96906	M5231--21	...SCREW4, DRIVE.....	4
12	XDCZZ	90192	201343	...PLATE INSTRUCTION	1
13	PACZZ	96906	MS18154-58	...SCREW, CAP, HEXAGON H.....	6
14	PACZZ	96906	MS35338-46	...WASHER, LOCK	6
15	XDCZZ	90192	X-207249-M	...BRACKET ASSEMBLY	1
16	PACZZ	90192	M-201502-F	...HOSE ASSEMBLY, NONME	1
17	XDCZZ	90192	M-1273	...ELBOW TUBE 90.....	1
18	XDCZZ	90192	M-2055-A	...ELBOW PIPE 90	1
19	XDCZZ	90192	M-1662	...ELBOW TUBE 45.....	1
20	XDCZZ	90192	M-2052-H	...BUSHING REDUCER.....	1
21	XDCZZ	90192	M-2056-D	...TEE PIPE REDUCING	1
22	PACZZ	09393	2550-00227	...GAGE, PRES SURE.DIAL.....	1
23	PACZZ	61208	201338A	...INDICATO R , TEMPERATU	1
24	XDCZZ	90192	202444	...MOUNTING GAGE	2
25	PACZZ	96906	MS51967-9	...NUT, PLAIN, HEXAGON	4
26	PACZZ	96906	MS35338-46	...WASHER, LOCK	4
27	PACZZ	96906	MS18154-58	...SCREW, CAP, HEXAGON H.....	4
28	XDCZZ	90192	M-2286	...FILTER ASSEMBLY.....	1
29	PACZZ	90192	M2142	...FILTER ELEMENT, FLUI	1
30	XDCZZ	90192	203299	...SHIELD HEAT	1
31	XDCZZ	90192	207249	...BRACKET FILTER	1
32	XDCZZ	90192	X-207248-A	...TANK ASSEMBLY.....	1
33	XDCZZ	90192	M-2051-L	...PLUG PIPE SQUARE	1
34	XDCZZ	90192	203082-B	...GAGE ROD-BREATHER, L.....	1
35	XDCZZ	96906	MS21318-21	...SCREW, DRIVE	2
36	XDCZZ	90192	201409	...PLATE.....	1
37	PACZZ	96906	MS51967-9	...NUT , PLAIN, HEXAGON	10
38	PACZZ	96906	MS35338-46	...WASHER, LOCK.....	10
39	XDCZZ	90192	203084	...PLATE COVER RESERVE	1
40	XDCZZ	61208	203083	...GASKET.....	1
41	XDCZZ	90192	X-203073-A	...FILTER ASSEMBLY	1
42	XDCZZ	90192	201325	...HEAD ORIFICE FILTER	1
43	XDCZZ	61208	201093	...GASKET	1
44	XDCZZ	90192	201110	...FILTER ELEMENT, FLUI	1
45	XDCZZ	90192	203073-A	...BODY ORIFICE FILTER	1

SECTION II

TM 55-1905-219-34P-1

(1) ITEM NO	(2) SMR CODE	(3) CAGEC	(4) PART NUMBER	(5) DESCRIPTION AND USABLE ON CODES(UOC)	(6) QTY
46	XDCZZ	90192	201387SCREEN FILTER	1
47	XDCZZ	90192	201385-AGTUBE ASSEMBLY	2
48	XDCZZ	90192	M-1273ELBOW TUBE 90	2
49	XDCZZ	90192	M-1271CONNECTOR TUBE 1/4	2
50	PACZZ	96906	M551873-25NIPPLE, PIPE	1
51	XDCZZ	90192	207248-ATANK RESERVE TORQUE	1

END OF FIGURE

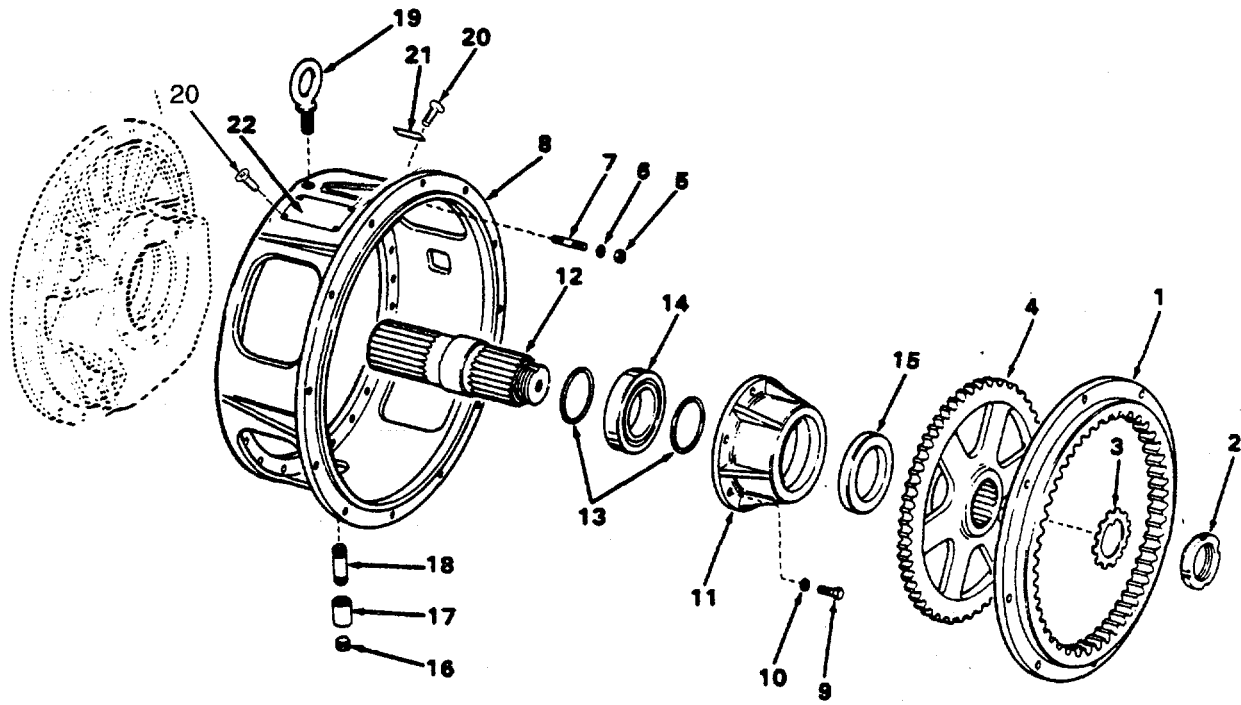


Figure 190. Torque Converter - Input Group.

SECTION II

TM 55-1905-219-34P-1

(1) ITEM NO	(2) SMR CODE	(3) CAGEC	(4) PART NUMBER	(5) DESCRIPTION AND USABLE ON CODES(UOC)	(6) QTY
GROUP 05 ANCHOR HANDLING					
FIGURE 190 TORQUE CONVERTER INPUT GROUP					
	XDHZZ		90192 X-205499	..INPUT GROUP TORQUE	1
1	XDHZZ	90192	5712	...RING DRIVING TORQUE.....	1
2	XDHZZ	90192	M-2012-L	...NUT BEARING LOCK.....	1
3	PAHZZ	61208	M2013L	...WASHER, KEY	1
4	XDHZZ	90192	207254	...SPIDER.....	1
5	PAHZZ	96906	MS51968-9	...NUT, PLAIN, HEXAGON	24
6	PAHZZ	96906	MS35338-46	...WASHER, LOCK	24
7	XDHZZ	90192	201058	...STUD THREADED PLAIN	24
8	XDHZZ	90192	207253	...HOUSING FRONT	1
9	PAHZZ	96906	MS90725-62	...SCREW, CAP, HEXAGON H	6
10	PAHZZ	96906	MS35338-46	...WASHER, LOCK	6
11	XDHZZ	90192	205095	...CARRIER BEARING	1
12	XDHZZ	90192	205102-A	...SHAFT INPUT TORQUE	1
13	XDHZZ	90192	201344	...GASKET	2
14	XDHZZ	61208	M201128	...BEARING BALL INPUT	1
15	PAHZZ	61208	M446	...SEAL, PLAIN ENCASED	1
16	PACZZ	96906	MS49005-8	...PLUG, PIPE	1
17	XDCZZ	90192	M-2052-Y	...COUPLING PIPE STEEL	1
18	XDCZZ	90192	M-2054-J	...NIPPLE PIPE STEEL	1
19	PACZZ	96906	MS51937-7	...BOLT, EYE	1
20	XDCZZ	96906	MS21318-21	...SCREW, DRIVE.....	6
21	XDCZZ	90192	201012	...PLATE.....	1
22	XDCZZ	90192	201408	...PLATE INSTRUCTION.....	1

END OF FIGURE

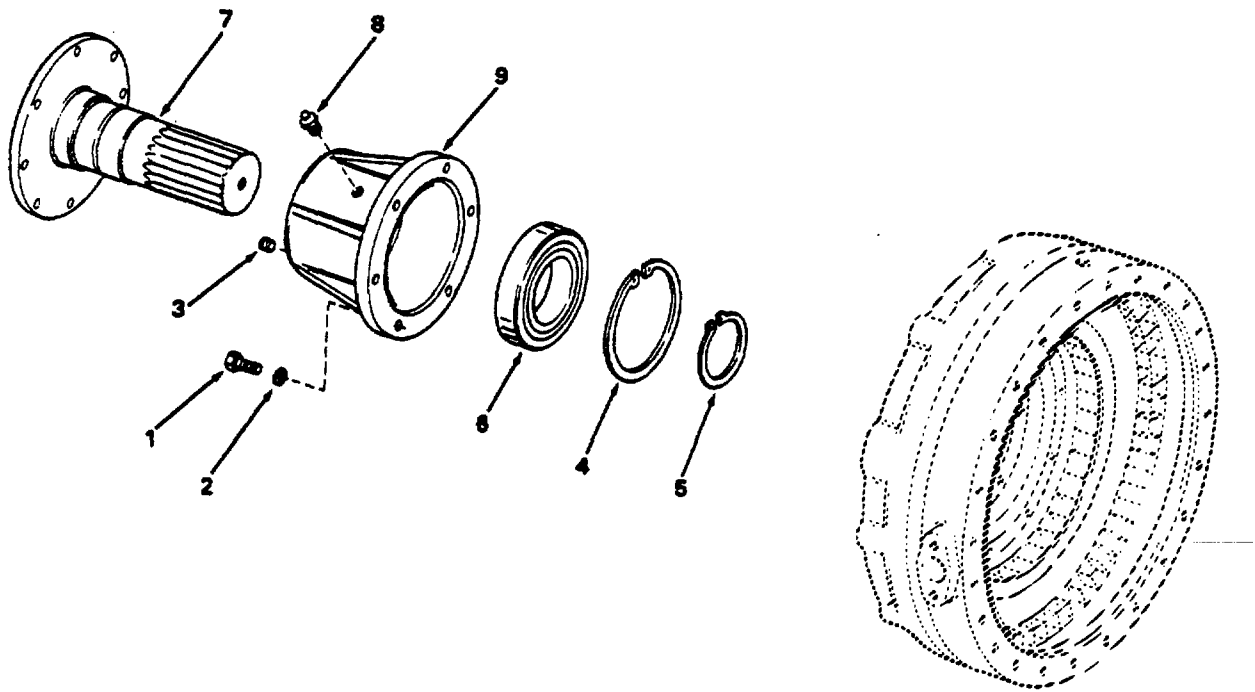


Figure 191. Torque Converter - Output Group.

SECTION II

TM 55-1905-219-34P-1

(1) ITEM NO	(2) SMR CODE	(3) CAGEC	(4) PART NUMBER	(5) DESCRIPTION AND USABLE ON CODES(UOC)	(6) QTY
GROUP 05 ANCHOR HANDLING					
FIGURE 191 TORQUE CONVERTER INPUT GROUP					
	XDHZZ	90192	X-203423	..OUTPUT GROUP TORQUE	1
1	XDCZZ	96906	MS90725-64	...SCREW, CAP, HEXAGON H.....	6
2	PACZZ	96906	MS35338-46	...WASHER, LOCK.....	6
3	PACZO	76191	9112001	...PLUG, PIPE	3
4	XDHZZ	61208	A2622H	...RING, RETAINING	1
5	XDHZZ	61208	201137	...RING, RETAINING	1
6	PAHZZ	61208	M1581	...BEARING, B ALL, ANNULA.....	1
7	XDHZZ	90192	205338	...SHAFT OUTPUT TORQUE.....	1
8	PACZZ	96906	MS15003-1	...FITTING, LUBRICATION.....	1
9	XDHZZ	90192	205106-B	...CARRIER OUTPUT.....	1

END OF FIGURE

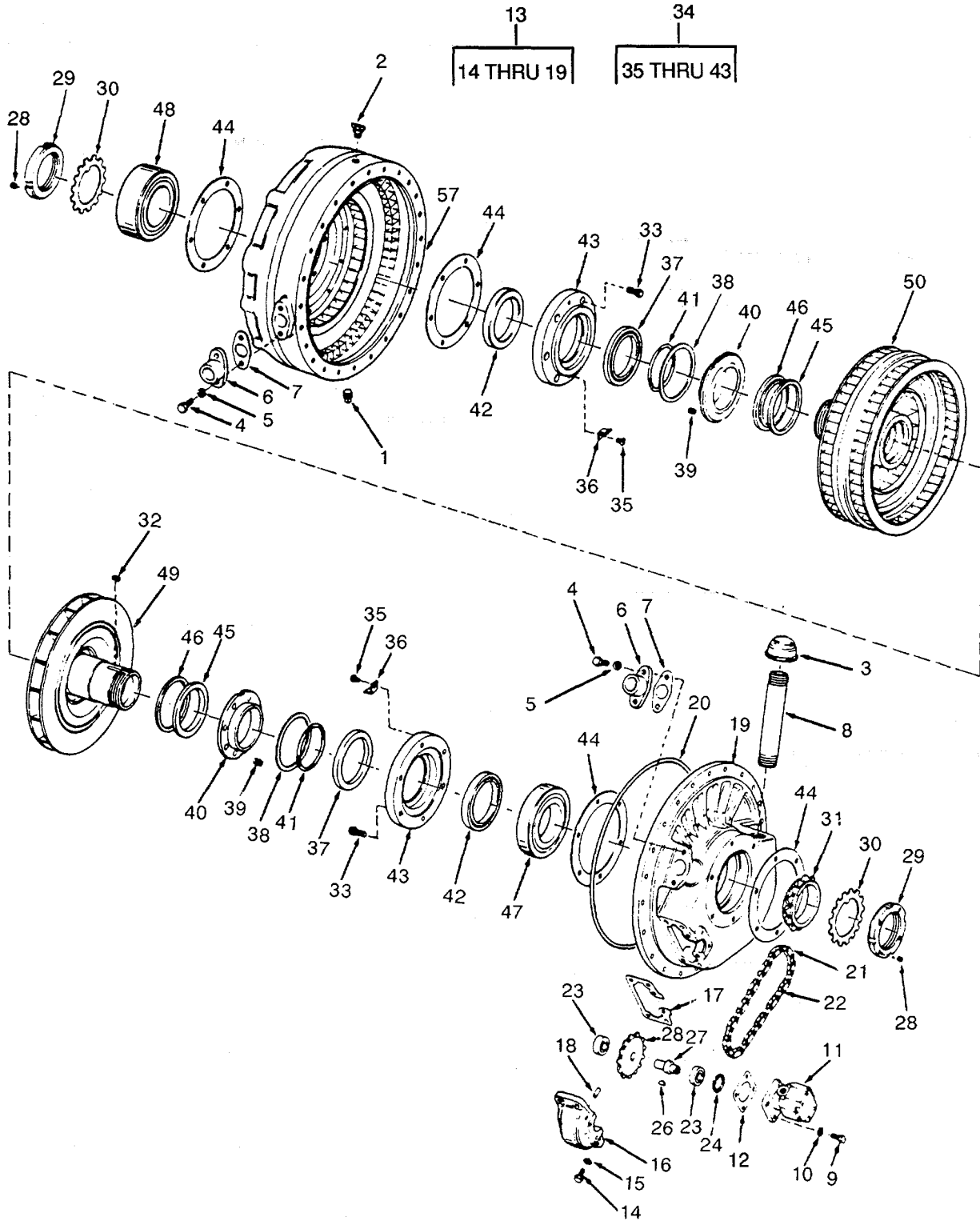


Figure 192. Torque Converter - Basic Group.

SECTION II

TM 55-1905-219-34P-1

(1) ITEM NO	(2) SMR CODE	(3) CAGEC	(4) PART NUMBER	(5) DESCRIPTION AND USABLE ON CODES(UOC)	(6) QTY
-------------------	--------------------	--------------	-----------------------	---	------------

GROUP 05 ANCHOR HANDLING

FIGURE 192 TORQUE CONVERTER BASIC
GROUP

	XDHXX	90192	X-208001	..CONVERTER BASIC.....	1
1	PACZZ	96906	MS49005-8	...PLUG, PIPE.....	1
2	PACZZ	90192	M-1277	...COCK, DRAIN.....	1
3	XDCZZ	61208	203082	...GAGE ROD-BREATHER, L.....	1
4	PACZZ	96906	MS90725-62	...SCREW, CAP, HEXAGON H.....	4
5	PACZZ	96906	MS35338-46	...WASHER, LOCK.....	4
6	XDCZZ	90192	203085	...FLANGE PIPE.....	2
7	XDCZZ	61206	201351	...GASKET.....	2
8	XDCZZ	90192	203087	...NIPPLE BREATHER.....	1
9	PACZZ	96906	MS90728-32	...BOLT, MACHINE.....	4
10	XDHZZ	96906	MS35338-45	...WASHER, LOCK.....	4
11	PAHZZ	90192	X217582A	...PUMP, ROTARY.....	1
12	XDHZZ	90192	201320	...GASKET FLUID CHARGE.....	1
13	XDHZZ	90192	X-207197-B	...PLATE ASSEMBLY END.....	1
14	PACZZ	96906	MS90725-62SCREW, CAP, HEXAGON H.....	4
15	PACZZ	96906	MS35338-46WASHER, LOCK.....	4
16	XDHZZ	90192	207247HOUSING SPROCKET.....	1
17	PCHZZ	61208	201342GASKET.....	1
18	XDCZZ	90192	201205PIN DOWEL HOUSING.....	2
19	XDHZZ	90192	207197-BPLATE END TORQUE.....	1
20	XDHZZ	61208	201091	...GASKET.....	1
21	XDCZZ	90192	M-201127	...LINK, ROLLER CHAIN.....	1
22	XDCZZ	90192	203080	...CHAIN.....	1
23	PAHZZ	61208	M1496	...BEARING, BALL, ANNULA.....	2
24	XDHZZ	61208	201293	...RING, RETAINING.....	1
25	XDCZZ	90192	203075	...SPROCKET WHEEL.....	1
26	XDCZZ	61208	M2022D	...KEY, WOODRUFF... ..	1
27	XDHZZ	90192	201335	...SHAFT CHARGE PUMP.....	1
28	XDCZZ	90192	M-2038-S	...SETSCREW HEX SOCKET.....	2
29	XDCZZ	90192	M-2281	...NUT BEARING LOCK.....	2
30	XDCZZ	90192	M-2282-R	...WASHER BEARING LOCK.....	2
31	XDCZZ	90192	203076	...SPROCKET WHEEL.....	1
32	XDCZZ	90192	M-2035-N	...KEY SPROCKET.....	1
33	XDCZZ	90192	M-2089-F	...BOLT, MACHINE.....	12
34	XDHZZ	90192	X-205161-A	...SEAL ASSEMBLY FLUID.....	2
35	KDHZZ	90192	M-2023-FSCREW CAP ROUND PART OF KIT P/N.....	2
				X205161B.....	
36	KDHZZ	90192	201448CLIP SEAL RETAINING PART OF KIT.....	2
				P/N X205161B.....	
37	KDHZZ	90192	203150ELEMENT RUBBER SEAL PART OF KIT.....	1
				P/N X205161B.....	
38	KDHZZ	90192	201426WASHER RETAINING PART OF KIT P/N.....	1
				X205161B.....	
39	KDHZZ	90192	201341-ESPRING COMPRESSION PART OF KIT.....	8
				P/N X205161B.....	
40	KDHZZ	90192	203149-APIECE NOSE SEAL PART OF KIT P/N.....	1
				X205161B.....	

SECTION II

TM 55-1905-219-34P-1

(1) ITEM NO	(2) SMR CODE	(3) CAGEC	(4) PART NUMBER	(5) DESCRIPTION AND USABLE ON CODES(UOC)	(6) QTY
41	KDHZZ	90192	201427SPRING GARTER SEAL PART OF KIT P/N X2051618	1
42	KDHZZ	90192	M-136ASEAL SHAFT PART OF KIT P/N X205161B.....	1
43	XDHZZ	90192	205161-ACARRIER FLUID SEAL	2
44	PCHZZ	61208	203081GASKET	4
45	KDHZZ	90192	201339	...WASHER MATING RING PART OF KIT..... P/N X205161B.....	2
46	KDHZZ	90192	203077	...RING, CARBON MATING PART OF KIT	2
47	PAHZZ	21760	1218	...BEARINGRB ALL, ANNULA.....	1
48	XDHZZ	61208	M1053	...BEARING, BALL, ANNULA.....	1
49	XDHZZ	90192	X-207370-C	...IMPELLER ASSEMBLY.....	1
50	XDHZZ	90192	X-207199-E	...WHEEL ASSEMBLY,	1
51	XDHZZ	90192	X-207954-A	...HOUSING ASSEMBLY.....	1
	PAHZZ	61208	X205161B	PARTS KIT, TORQUE CO	2
				CLIP SEAL RETAINING (2) 192-36	
				ELEMENT RUBBER SEAL (1) 192-37	
				PIECE NOSE SEAL (1) 192-40	
				RING, CARBON MATING (2) 192-46	
				SCREW CAP ROUND (2) 192-35	
				SEAL SHAFT (1) 192-42	
				SPRING COMPRESSION (8) 192-39	
				SPRING GARTER SEAL (1) 192-41	
				WASHER MATING RING (2) 192-45	
				WASHER RETAINING (1) 192-38	

END OF FIGURE

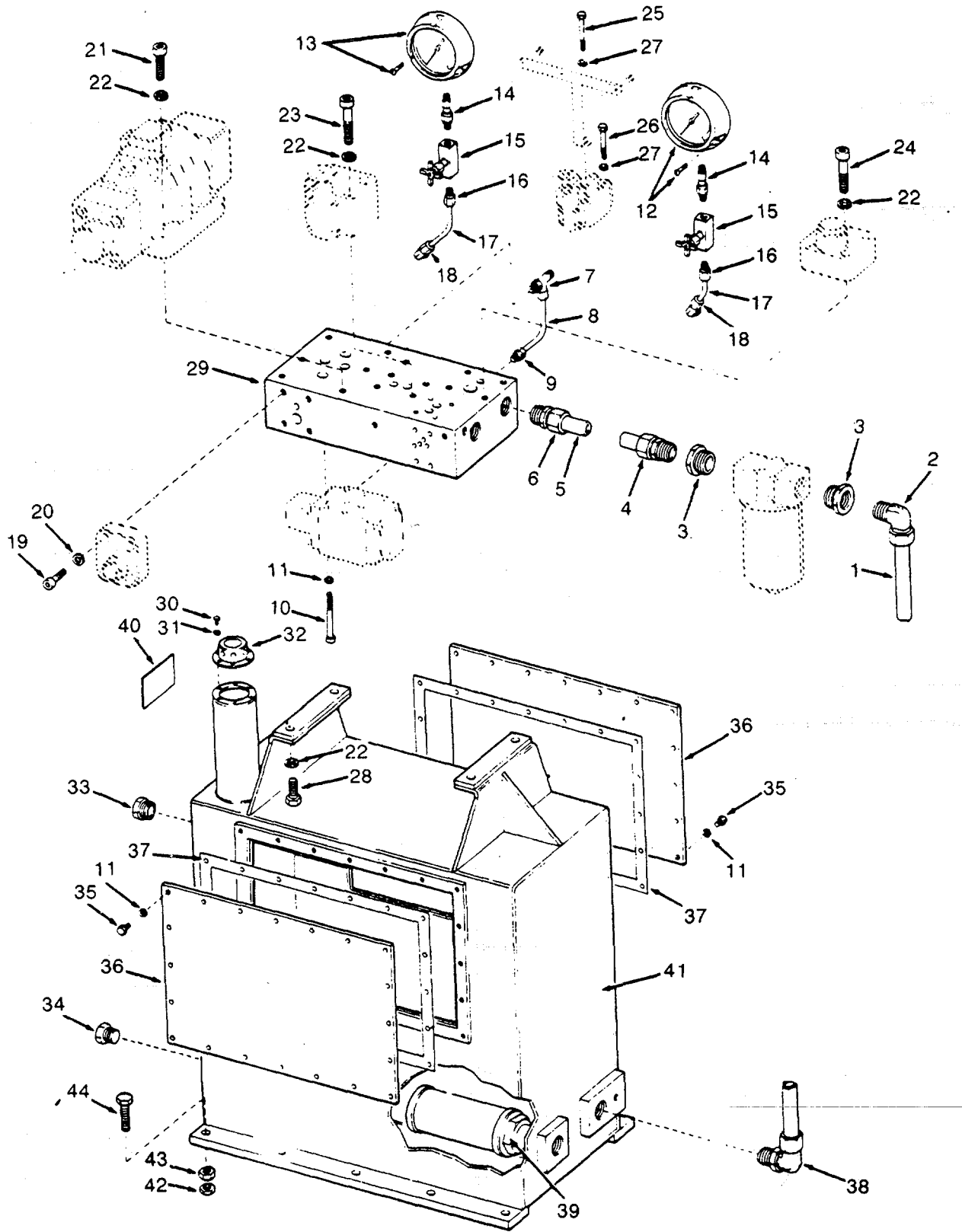


Figure 193. Hydraulic Tank Assembly

SECTION II

TM 55-1905-219-34P-1

(1) ITEM NO	(2) SMR CODE	(3) CAGEC	(4) PART NUMBER	(5) DESCRIPTION AND USABLE ON CODES(UOC)	(6) QTY
GROUP 05 ANCHOR HANDLING					
FIGURE 193 HYDRAULIC TANK ASSEMBLY					
	XDHZZ	55102	53132	..TANK ASSEMBLY.....	1
1	XDCZZ	55102	53132-31	..TUBE METAL FILTER.....	1
2	XDCZZ	85094	20CBU-S	..ELBOW MALE TUBE.....	1
3	XDCZZ	11661	600 1-1/2X1-1/4	..BUSHING PIPE.....	2
4	XDCZZ	85094	20FBU-S	..CONNECTOR MALE TUBE.....	1
5	XDCZZ	55102	55132-32	..TUBE METAL 1-1/4 OD.....	1
6	XDCZZ	85094	20F5BU-S	..CONNECTOR STRAIGHT.....	1
7	XDCZZ	85094	6R5BU-S	..TEE STANDARD THREAD.....	1
8	XDCZZ	55102	53132-46A	..TUBE METAL 3/8 OD X.....	1
9	XDCZZ	85094	6FBU-S	..CONNECTOR MALE TUBE.....	1
10	PACZZ	96906	MS16997-110	..SCREW, CAP, SOCKET HE.....	6
11	PACZZ	96906	MS35338-46	..WASHER, LOCK.....	86
12	XDCZZ	64467	BA34PPP4-LWXX	..GAUGE, PRESSURE INCLUDES ATTACHING HARDWARE.....	1
13	PACZZ	64467	BA34PPS4-LWXX	..GAGE, PRESSURE, DIAL INCLUDES ATTACHING HARDWARE.....	1
14	XDCZZ	55102	5555349	..DAMPENER, FLUID PRES.....	2
15	XDCZZ	09990	MV-401B	..VALVE ASSEMBLY.....	2
16	XDCZZ	85094	4-4GBU-S	..CONNECTOR TUBE.....	2
17	XDCZZ	55102	53132-33	..TUBE SEAMLESS.....	2
18	XDCZZ	85094	4CSBU-S	..ELBOW TUBE.....	2
19	XDCZZ	55102	5559939-218	..SCREW CAP SOCKET, ...	4
20	XDCZZ	96906	MS35338-50	..WASHER, LOCK.....	4
21	XDCZZ	55102	5559900-581	..SCREW CAP HEX HEAD.....	6
22	PACZZ	96906	MS35338-51	..WASHERSLOCK.....	23
23	XDCZZ	55102	5559939-206	..SCREW CAP SOCKET.....	4
24	PACZZ	96906	MS90725-192	..SCREW, CAP, HEXAGON H.	4
25	PACZZ	96906	MS16997-88	..SCREW, CAP, SOCKET HE.....	2
26	PACZZ	96906	MS16997-87	..SCREW, CAP, SOCKET HE.....	2
27	XDCZZ	96906	MS35338-45	..WASHER, LOCK.....	4
28	PACZZ	96906	MS90728-185	..SCREW, CAP, HEXAGON H.....	4
29	XDCZZ	55102	RC-8817	..BLOCK MANIFOLD.....	1
30	PACZZ	96906	MS35206-263	..SCREW, MACHINE.....	6
31	PACZZ	96906	MS35338-43	..WASHER, LOCK.....	6
32	XDCZZ	62983	SP-113-C	..PARTS KIT, FLUID PRE.....	1
33	PACZZ	24981	4043	..INDICATOR, SIGHT, LIQ.....	2
34	XDCZZ	55102	5567118	..PLUG MAGNETIC DRAIN.....	1
35	PACZZ	96906	MS18154-58	..SCREW, CAP, HEXAGON H.....	40
36	XDCZZ	55102	B2-7978	..COVER HYDRAULIC.....	2
37	PCCZZ	55102	B3-7978	..GASKET.....	2
38	XDCZZ	85094	20C5BU-S	..ELBOW TUBE STRAIGHT.....	1
39	XDCZZ	62983	OF-3-12-10	..STRAINER HYDRAULIC.....	1
40	XDCZZ	55102	C-12742	..PLATE INS TRUCTION 1.....	1
41	XDCZZ	90192	A-7639	..TANK HYDRAULIC.....	1
42	PAHZZ	96906	MS35691-58	..NUT, PLAIN, HEXAGON.....	10
43	PAHZZ	96906	MS51967-24	..NUT, PLAIN, HEXAGON.....	10
44	PAHZZ	96906	MS90725-187	..SCREW, CAP, HEXAGON H.....	10

END OF FIGURE

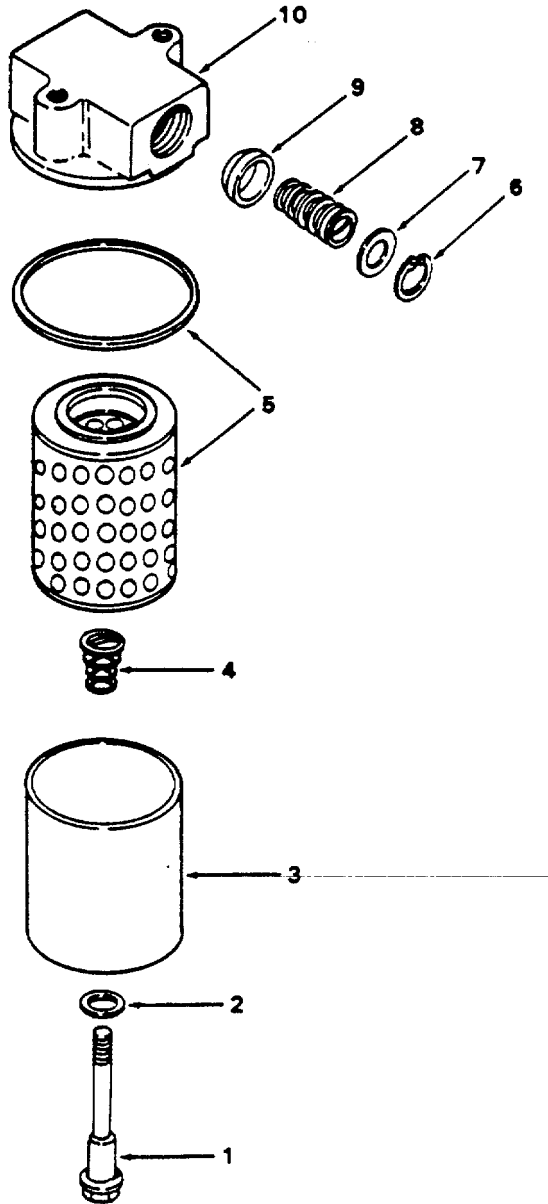


Figure 194. Hydraulic Filter.

SECTION II

TM 55-1905-219-34P-1

(1) ITEM NO	(2) SMR CODE	(3) CAGEC	(4) PART NUMBER	(5) DESCRIPTION AND USABLE ON CODES(UOC)	(6) QTY
GROUP 05 ANCHOR HANDLING					
FIGURE 193 HYDRAULIC TANK ASSEMBLY					
	XDCZZ	62983	OFM-202	..FILTER ASSEMBLY	1
1	XDCZZ	62983	936948	...BOLT FILTER BODY.....	1
2	XDCZZ	62983	936950	..WASHER FILTER BODY	1
3	XDCZZ	62983	936954	...BODY FILTER	1
4	XDCZZ	62983	936958	...SPRING, HELICAL, COMP.....	1
5	PACZZ	62983	923117	...FILTER ELEMENT, FLUI INCLUDES.....	1
				GASKET	
6	PACZZ	62983	936939	...RING, SNAP	1
7	XDCZZ	62983	938376	...WASHER FLAT RELIEF.....	1
8	XDCZZ	62983	936942	...SPRING, VALVE	1
9	XDCZZ	62983	936945	...POPPET RELIEF VALVE.....	1
10	XDCZZ	62983	936978	...BASE FILTER.....	1

END OF FIGURE

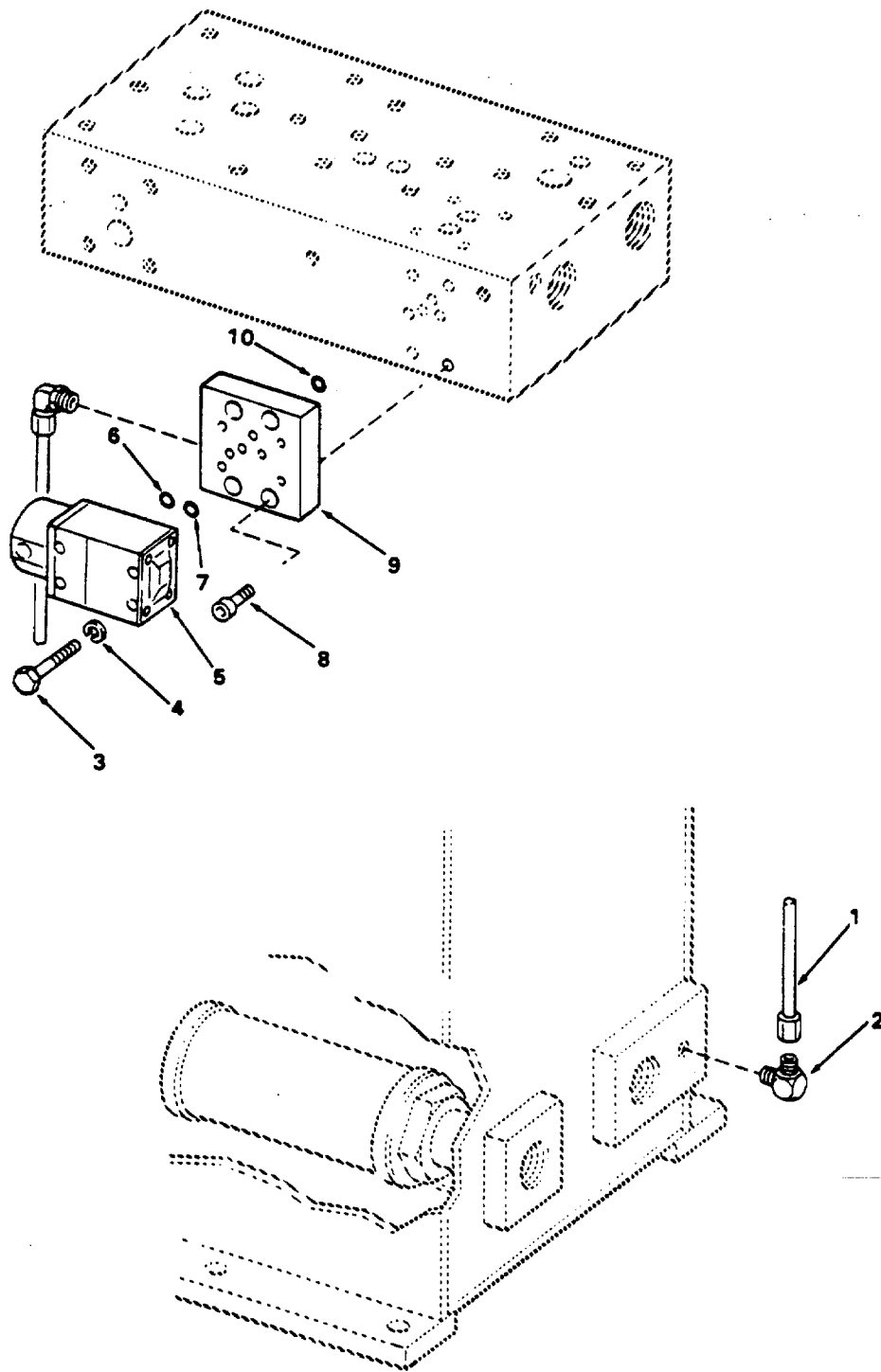


Figure 195. Pilot Valve and Manifold

SECTION II

TM 55-1905-219-34P-1

(1) ITEM NO	(2) SMR CODE	(3) CAGEC	(4) PART NUMBER	(5) DESCRIPTION AND USABLE ON CODES(UOC)	(6) QTY
-------------------	--------------------	--------------	-----------------------	---	------------

GROUP 05 ANCHOR HANDLING

FIGURE 195 PILOT VALVE AND MANIFOLD

1	XDCZZ	55102	5553336	..TUBE METAL 3/8 OD X	2
2	XDCZZ	85094	6CBU-S	..ELBOW PIPE 3/8	2
3	PACZZ	96906	MS16995-71	..SCREW, CAP, SOCKET HE	4
4	XDCZZ	96906	MS35338-45	..WASHER, LOCK	4
5	XDCZZ	09990	104-01-B-1-A-C	..VALVE, LINEAR, DIRECT	1
6	PACZZ	02697	104X14L	..PACKING, PREFORMED	5
7	PACZZ	13499	200-1286-00	..PACKING, PREFORMED	2
8	PAHZZ	96906	MS16995-66	..SCREW, CAP, SOCKET HE	4
9	XDHZZ	55102	5543946-1	..MANIFOLD ADAPTER	1
10	PAHZZ	96906	MS28775PC111	..PACKING, PREFORMED	4

END OF FIGURE

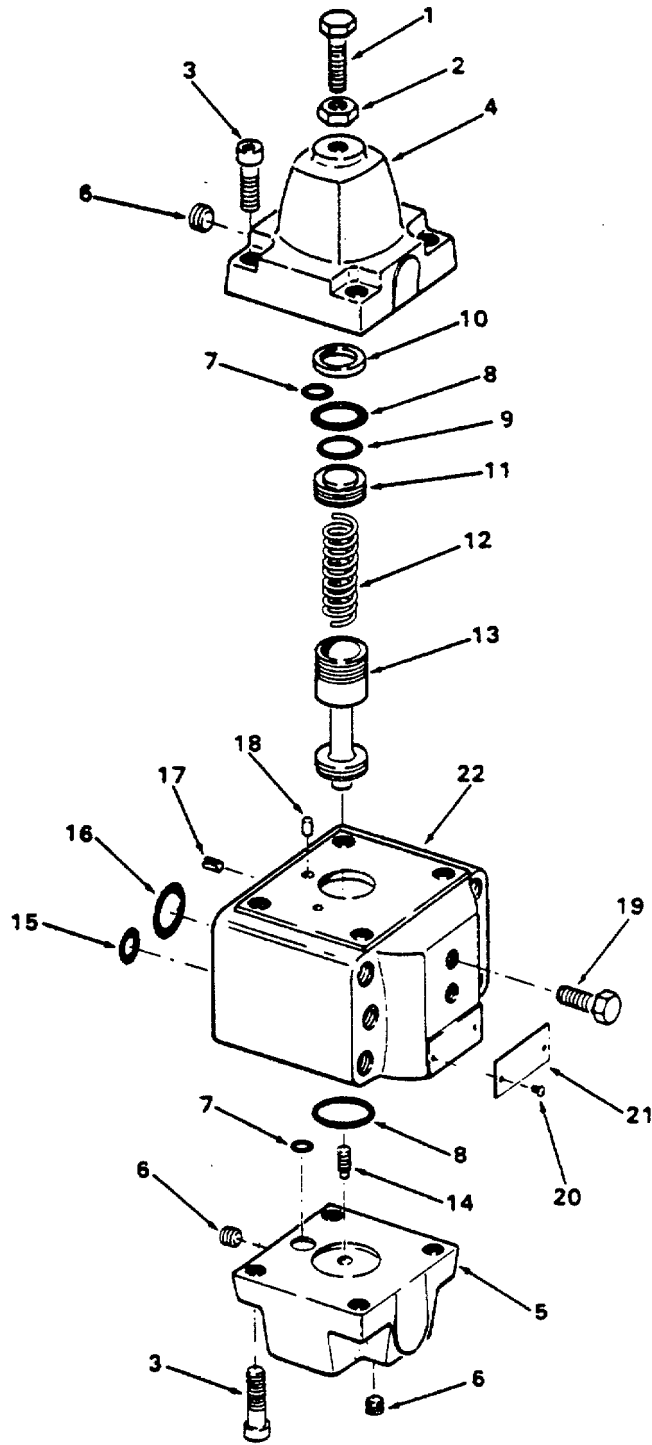


Figure 196. Pressure Control Valve.

SECTION II

TM 55-1905-219-34P-1

(1) ITEM NO	(2) SMR CODE	(3) CAGEC	(4) PART NUMBER	(5) DESCRIPTION AND USABLE ON CODES(UOC)	(6) QTY
GROUP 05 ANCHOR HANDLING					
FIGURE 196 HYDRAULIC CONTROL VALVE					
	XDCZZ	62983	RG-10-D2-22	..VALVE ASSEMBLY	1
1	XDCZZ	62983	294960	...SCREW ADJUSTING	1
2	XDCZZ	62983	1458	... NUT.PLAIN, HEXAGON	1
3	PACZZ	62983	1073	...SCREW.....	8
4	XDCZZ	62983	296831	...COVER CONTROL VALVE TOP.....	1
5	XDCZZ	62983	343000	...COVER CONTROL VALVE BOTTOM.....	1
6	XDCZZ	62983	7075	...PLUG COVER	3
7	KFCZZ	62983	154007	...PACKING, PREFORMED PART OF KIT P/N.....	2
				919442.....	
8	KFCZZ	62983	154026	...PACKING, PREFORMED PART OF KIT P/N.....	2
				919442.....	
9	XDCZZ	62983	174619	...PACKING, PREFORMED PART OF KIT P/N.....	1
				919442	
10	XDCZZ	62983	325433	...WASHER FLAT SPR.....ING	1
11	XDCZZ	62983	296834	...PLUG CONTROL VALVE	1
12	XDCZZ	62983	343747	...SPRING, SPECIAL.....	1
13	XDCZZ	62983	341633	...SPOOL CONTROL VALVE	1
14	XDCZZ	62983	343002	...PLUNGER CONTROL.....	1
15	KFCZZ	62983	154011	...PACKING PREFORMED PART OF KIT P/N.....	2
				919442.....	
16	KFCZZ	62983	154024	...PACKING PREFORMED PART OF KIT P/N.....	2
				919442.....	
17	XDCZZ	62983	160571	...PIN ROLL.....	1
18	XDCZZ	62983	128249	...RUBBER ROUND SECTIO.....	2
19	XDCZZ	62983	136568	...PLUG, PIPE.....	2
20	XDCZZ	62983	32212	...SCREW PLATE.....	2
21	XDCZZ	62983	RG-10-D2-22ID1D ATE	...PLATE;.....	1
22	XDCZZ	62983	340334	...BODY CONTROL VALVE.....	1
	PACZZ	62983	919442	GASKET AND PREFORME	1
				PACKING PREFORMED (2) 196-15	
				PACKING PREFORMED (2) 196-16	
				PACKING, PREFORMED (2) 196-7	
				PACKING, PREFORMED (2) 196-8	
				PACKING, PREFORMED (1) 196-9	

END OF FIGURE

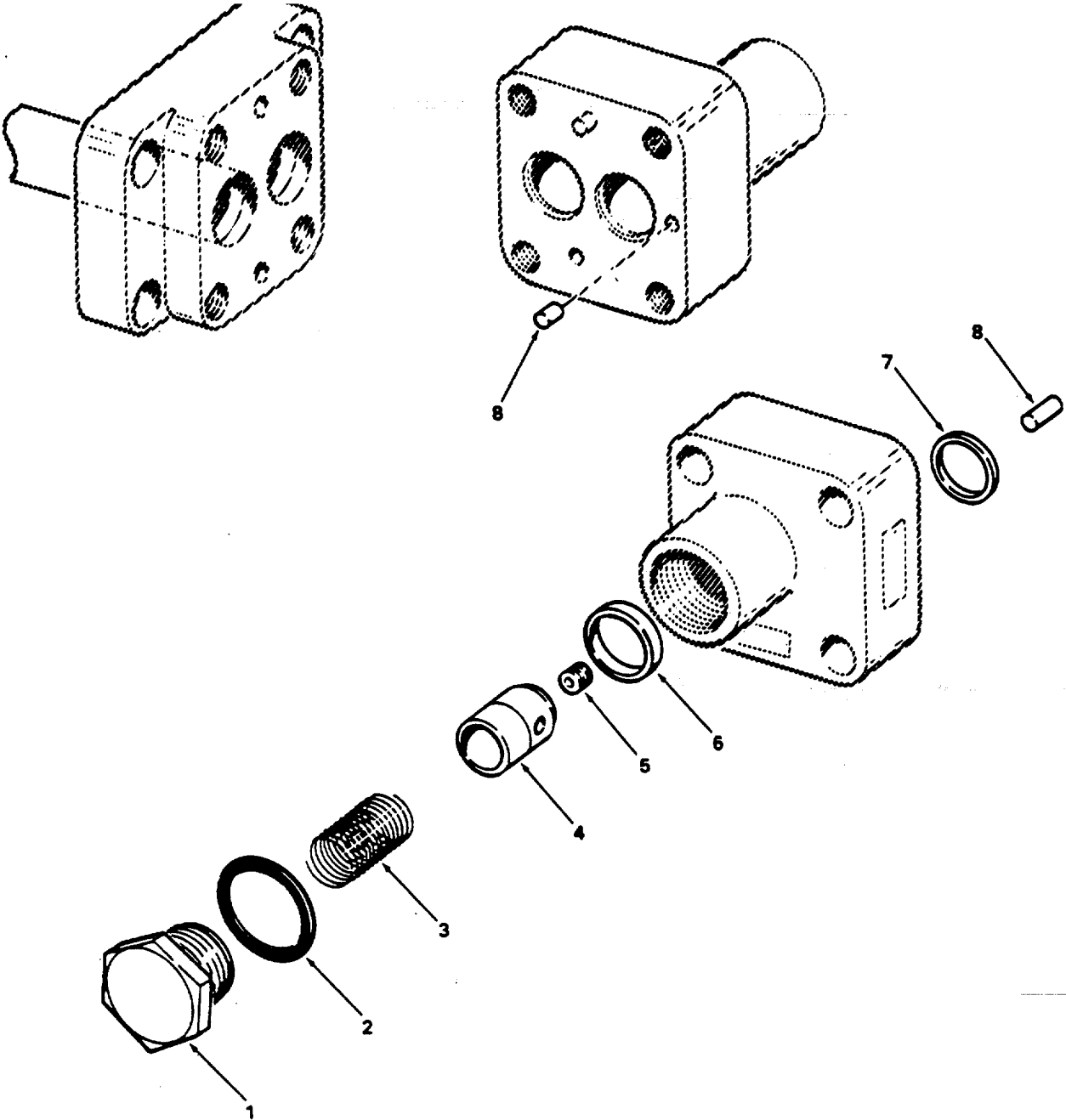


Figure 197. Check Valve.

SECTION II

TM 55-1905-219-34P-1

(1) ITEM NO	(2) SMR CODE	(3) CAGEC	(4) PART NUMBER	(5) DESCRIPTION AND USABLE ON CODES(UOC)	(6) QTY
GROUP 05 ANCHOR HANDLING					
FIGURE 197 CHECK VALVE					
	XDCZZ	62983	C4G-815	..VALVE ASSEMBLY.....	1
1	XDCZZ	62983	81976	...PLUG VALVE	1
2	PCCZZ	62983	154132	...PACKING, PREFORMED	1
3	XDCZZ	62983	2943	...SPRING, HELICAL, COMP	1
4	XDCZZ	62983	81589	...CHECK, VALVE	1
5	XDCZZ	62983	81592	...PLUG VALVE	1
6	PACZZ	62983	263886	...SEAT, VALVE	1
7	PCCZZ	62983	154020	...PACKING, PREFORMED	2
8	XDCZZ	62983	160571	...PIN DOWEL CHECK	2

END OF FIGURE

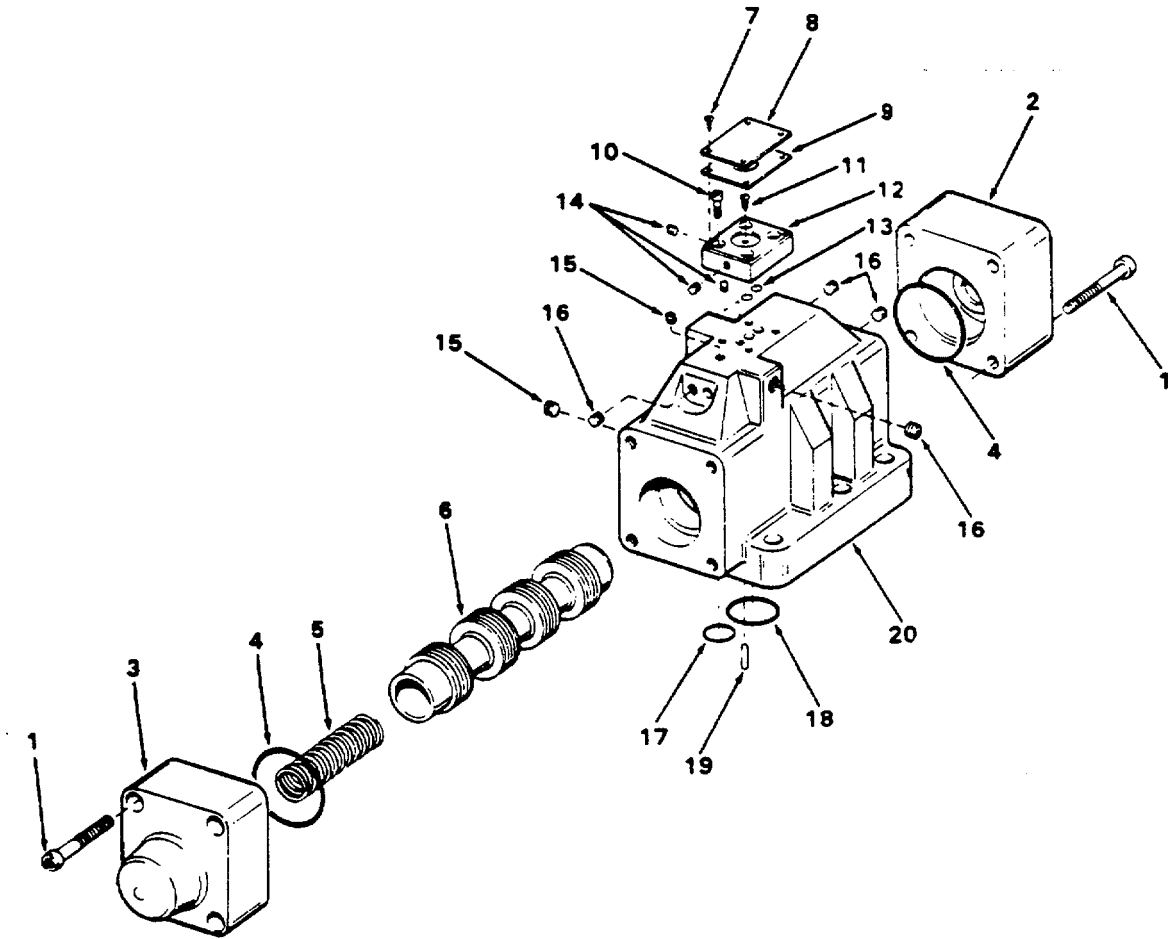


Figure 198. Directional Valve - Pilot Operated.

SECTION II

TM 55-1905-219-34P-1

(1) ITEM NO	(2) SMR CODE	(3) CAGEC	(4) PART NUMBER	(5) DESCRIPTION AND USABLE ON CODES(UOC)	(6) QTY
-------------------	--------------------	--------------	-----------------------	---	------------

GROUP 05 ANCHOR HANDLING

FIGURE 198 DIRECTIONAL VALVE-PILOT OPERATER

	XDCZZ	62985	DG3S4-100A-50	...VALVE ASSEMBLY	1
1	XDCZZ	62983	1156	...SCREW.....	8
2	XDCZZ	62983	276948	...COVER DIRECTI ONA	1
3	XDCZZ	62983	278467	...COVER DIRECTIONAL	1
4	KFCZZ	62983	154084	...PACKING, PREFORMED PART OF KIT P/N.....	2
				919190	
5	XDCZZ	62983	110541	...SPRING DIRECTIONAL	1
6	XDCZZ	62983	277477	...SPOOL DIRECTIONAL.....	1
7	XDCZZ	62983	174638	...SCREW MACHINE.....	4
8	XDCZZ	62983	DG3S4-100A-50 ID PLATE	...PLATE	1
9	PCCZZ	62983	286122	...GASKET	1
10	PACZZ	62983	1031	...SCREW, CAP, SOCKET HE	4
11	PACZZ	62983	36212	...SCREW, TAPPING.....	1
12	XDCZZ	62983	285690	...COVER DIRECTIONAL	1
13	KFCZZ	62983	199811	...PACKING, PREFORMED PART OF KIT P/N.....	5
				919190	
14	XDCZZ	62983	113000	...PLUG, PIPE	3
15	XDCZZ	62983	7075	...PLUG ORIFICE.....	4
16	XDCZZ	62983	7074	...PLUG ORIFICE.....	12
17	KFCZZ	62983	154014	...PACKING PREFORMED PART OF KIT P/N.....	2
				919190.....	
18	KFCZZ	62983	154026	...PACKING, PREFORMED PART OF KIT P/N.....	
				919190	
19	XDCZZ	62983	195940	...PIN ROLL VALVE	2
20	XDCZZ	62983	276949	...BODY DIRECTIONAL.....	1
	PACZZ	62983	919190	...PACKING ASSORTMENT,	1
				PACKING PREFORMED (2) 198-17	
				PACKING, PREFORMED (2) 198-4	
				PACKING, PREFORMED (5) 198-13	
				PACKING, PREFORMED (4) 198-18	

END OF FIGURE

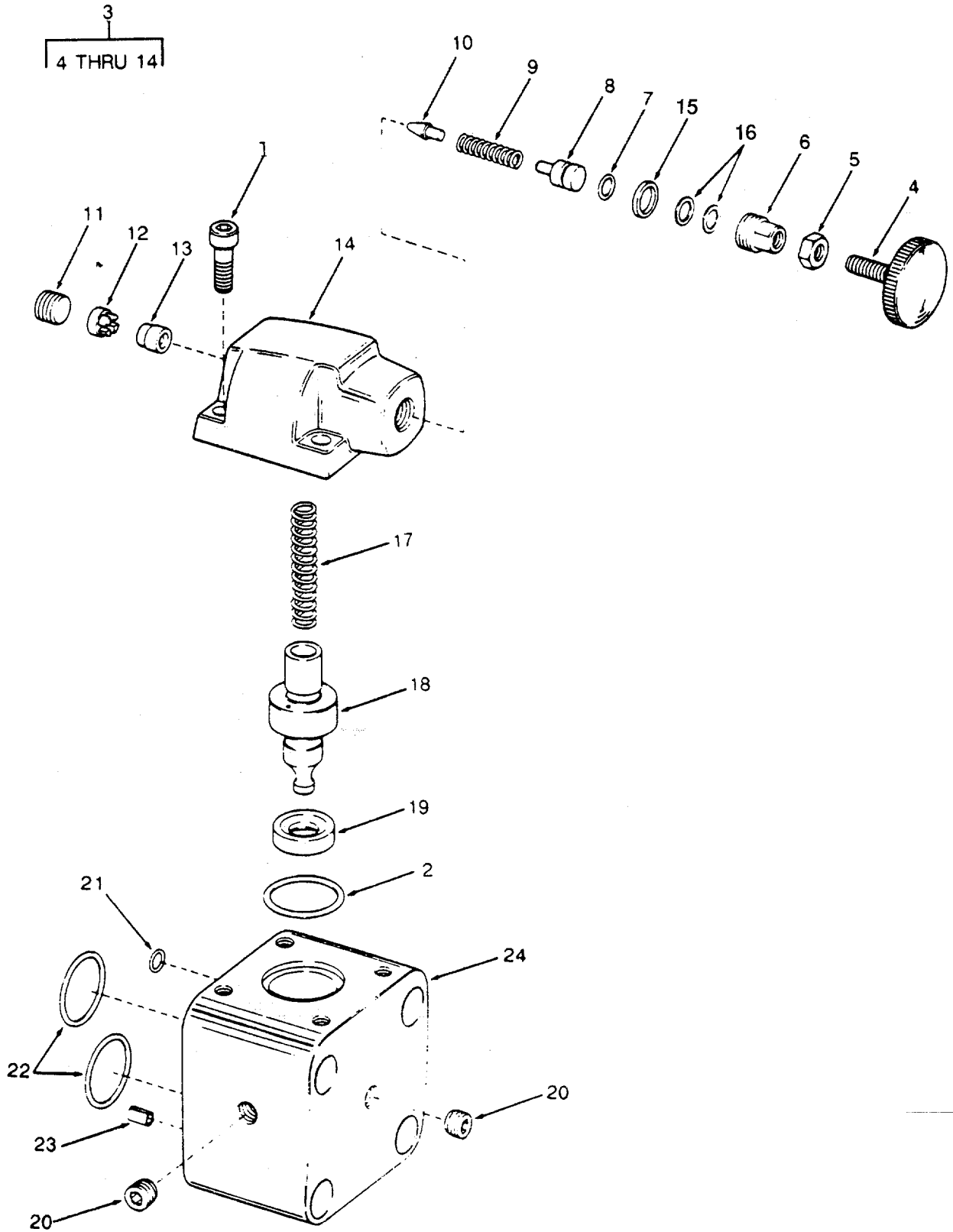


Figure 199. Relief Valve.

SECTION II

TM 55-1905-219-34P-1

(1) ITEM NO	(2) SMR CODE	(3) CAGEC	(4) PART NUMBER	(5) DESCRIPTION AND USABLE ON CODES(UOC)	(6) QTY
-------------------	--------------------	--------------	-----------------------	---	------------

GROUP 05 ANCHOR HANDLING

FIGURE 199 RELIEF VALVE

	XDCZZ	62983	CG-10-C-20	..VALVE ASSEMBLY	1
1	PACZZ	62483	1073	...SCREW	4
2	KFCZZ	62983	170160	...PACKING PREFORMED PART OF KIT P/N..... 919418.....	1
3	XDCZZ	62983	941629	...COVER ASSEMBLY	
4	XDCZZ	62983	290467	...KNOB RELIEF VALVE	1
5	XDCZZ	62983	1485	...NUT LOCK.....	1
6	XDCZZ	62983	283949SCREW LOCK	1
7	KFCZZ	62983	154006PACKING, PREFORMED PART OF KIT..... P/N 919418	1
8	XDCZZ	62983	283948SCREW-ADJUST, VALVE	1
9	XDCZZ	62983	2282SPRING, HELICAL, COMP	1
10	XDCZZ	62983	290057DISK, VALVE	1
11	XDCZZ	62983	7076PLUG, PIPE	1
12	XDCZZ	62983	292564SPACER COVER	1
13	PACZZ	62983	285601SEAT, VALVE.....	1
14	XDCZZ	62983	283947COVER RELIEF VALVE	1
15	XDCZZ	62983	354649	...SPACER RELIEF VALVE	1
16	XDCZZ	62983	326317	...SHIM RELIEF VALVE.....	1
17	XDCZZ	62983	291822	...SPRING RELIEF VALVE	1
18	XDCZZ	62983	283952	...PISTON RELIEF VALVE	1
19	XDCZZ	62983	283954	...SEAT, VALVE	1
20	XDCZZ	62983	7075	...PLUG RELIEF VALVE	2
21	KFCZZ	62983	154006	...PACKING, PREFORMED PART OF KIT P/N..... 919418	1
22	KFCZZ	62983	154024	...PACKING PREFORMED PART OF KIT P/N..... 919418.....	2
23	XDCZZ	62983	160571	...PIN ROLL RELIEF	1
24	XDCZZ	62983	283958	...BODY RELIEF VALVE	1
	PACZZ	62983	919418	PACKING ASSORTMENT	1
				PACKING PREFORMED (1) 199-2	
				PACKING PREFORMED (2) 199-22	
				PACKING, PREFORMED (1) 199-7	
				PACKING, PREFORMED (1) 199-21	

END OF FIGURE

SECTION II

TM 55-1905-219-34P-1

(1) ITEM NO	(2) SMR CODE	(3) CAGEC	(4) PART NUMBER	(5) DESCRIPTION AND USABLE ON CODES(UOC)	(6) QTY
GROUP 05 ANCHOR HANDLING					
FIGURE 200 CHECK VALVE					
	XDCZZ	62983	C4G-825	..VALVE ASSEMBLY.....	1
1	XDCZZ	62983	143137	...PLUG CHECK VALVE.....	1
2	PCCZZ	62983	154077	...PACKING, PREFORMED.....	1
3	XDCZZ	62983	2284	...SPRING, HELICAL, COMP	1
4	XDCZZ	62983	265793	...SPACER CHECK VALVE.....	1
5	XDCZZ	62983	108359	...VALVE CHECK.....	1
6	XDCZZ	62983	5402	...SEAT, VALVE.....	1
7	PCCZZ	62983	154026	...PACKING, PREFORMED.....	1
8	PCCZZ	62983	154077	...PACKING, PREFORMED.....	1
9	XDCZZ	62983	160571	...PIN DOWEL CHECK.....	2
10	XDCZZ	62983	C4G-825 BODY	...BODY CHECK VALVE.....	1

END OF FIGURE

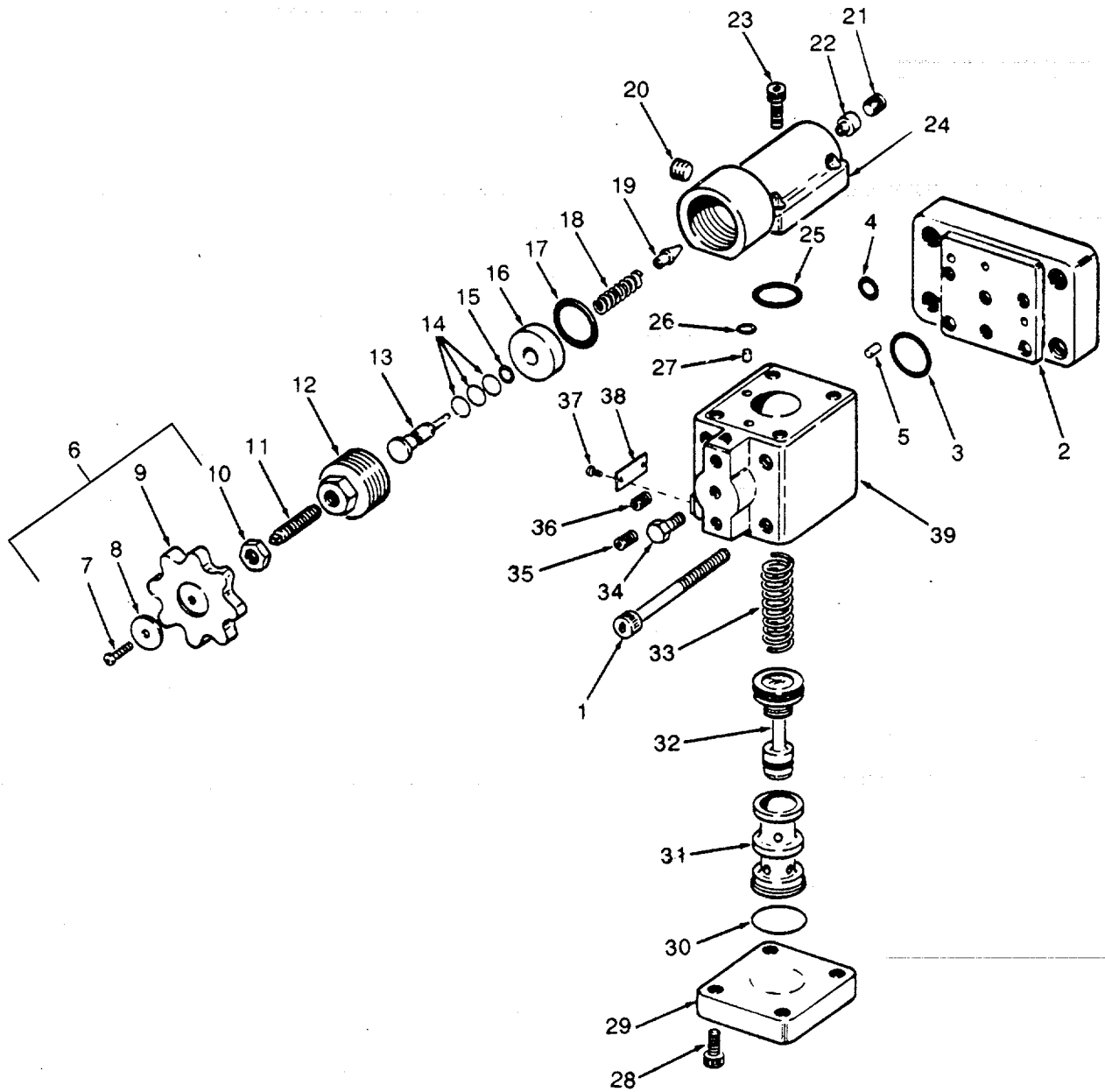


Figure 201. Pressure Reducing Valve.

SECTION II

TM 55-1905-219-34P-1

(1) ITEM NO	(2) SMR CODE	(3) CAGEC	(4) PART NUMBER	(5) DESCRIPTION AND USABLE ON CODES(UOC)	(6) QTY
GROUP 05 ANCHOR HANDLING					
FIGURE 201 PRESSURE REDUCING VALVE					
	XDCZZ	62983	XGL-03-B--10	..VALVE, PRESSURE REGU	1
1	XDCZZ	62983	1259	...BOLT HEX SOCKET	4
2	XDCZZ	62983	XGLM-03-10	...SUBPLATE PRESSURE	1
3	KFCZZ	62983	154011	...PACKING PREFORMED PART OF KIT P/N..... 919448.....	2
4	XDCZZ	62983	154005	...PACKING, PREFORMED PART OF KIT P/N..... 919448	1
5	XDCZZ	62983	162160	...PIN VALVE SUBPLATE.....	2
6	XDCZZ	62983	116600	...KNOB ASSEMBLY VALVE	1
7	XDCZZ	62983	114691SCREW.....	1
8	XDCZZ	62983	124735PLATE KNOB	1
9	XDCZZ	62983	124264KNOB.....	1
10	PACZZ	62983	1487	...NUT, PLAIN, HEXAGON.....	1
11	XDCZZ	62983	130730	...SETSCREW	1
12	XDCZZ	62983	2704	...RETAINER RELIEF VAL	1
13	XDCZZ	62983	130729	...STEM, FLUID VALVE	1
14	XDCZZ	62983	130735	...SPACER VALVE.....	3
15	KFCZZ	62983	154004	...PACKING, PREFORMED PART OF KIT P/N..... 919448	1
16	PACZZ	62983	130728	...SPACER, SLEEVE.....	1
17	KFCZZ	62983	154012	...PACKING, PREFORMED PART OF KIT P/N..... 919448	1
18	XDCZZ	62983	2280	...SPRING VALVE	1
19	XDCZZ	62983	82800	...DISK, VALVE	1
20	XDCZZ	62983	7075	...PLUG ORIFICE VALVE	1
21	XDCZZ	62983	7076	...PLUG, PIPE	1
22	PACZZ	62983	105680	...SEAT, VALVE	1
23	XDCZZ	62983	1051	...SCREW VALVE COVER	4
24	XDCZZ	62983	134230	...COVER VALVE	1
25	KFCZZ	62983	154015	...PACKING, PREFORMED PART OF KIT P/N..... 919448	1
26	KFCZZ	62983	154002	...PACKING PREFORMED PART OF KIT P/N..... 919448.....	1
27	KFCZZ	62983	168367	...PLUG VALVE COVER PART OF KIT P/N..... 919448.....	1
28	XDCZZ	62983	1050	...SCREW.....	4
29	XDCZZ	62983	95934	...COVER VALVE LOWER	1
30	KFCZZ	62983	170160	...SEAL VALVE COVER PART OF KIT P/N..... 919448	1
31	XDCZZ	62983	106363	...SLEEVE VALVE	1
32	XDCZZ	62983	106364	...VALVE PRESSURE	1
33	XDCZZ	62983	173230	...SPRING VALVE MAIN	1
34	XDCZZ	62983	136568	...PLUG, PIPE	2
35	XDCZZ	62983	7074	...PLUG ORIFICE VALVE	1
36	XDCZZ	62983	66609	...PLUG ORIFICE VALVE	1
37	XDCZZ	62983	3X-36212	...SCREW PLATE	2
38	XDCZZ	62983	XGL-03-B-10 ID P LATE	...PLATE.....	1

SECTION II

TM 55-1905-219-34P-1

(1) ITEM NO	(2) SMR CODE	(3) CAGEC	(4) PART NUMBER	(5) DESCRIPTION AND USABLE ON CODES(UOC)	(6) QTY
39	XDCZZ	62983	173136	...BODY PRESSURE.....	1
	XDCZZ	62983	919448	PARTS KIT, VALVE.....	1
				PACKING PREFORMED (2) 201-3	
				PACKING PREFORMED (1) 201-26	
				PACKING, PREFORMED (1) 201-4	
				PACKING, PREFORMED (1) 201-15	
				PACKING, PREFORMED (1) 201-17	
				PACKING, PREFORMED (1) 201-25	
				PLUG VALVE COVER (1) 201-27	
				SEAL VALVE COVER (1) 201-30	

END OF FIGURE

4
5 THRU 29

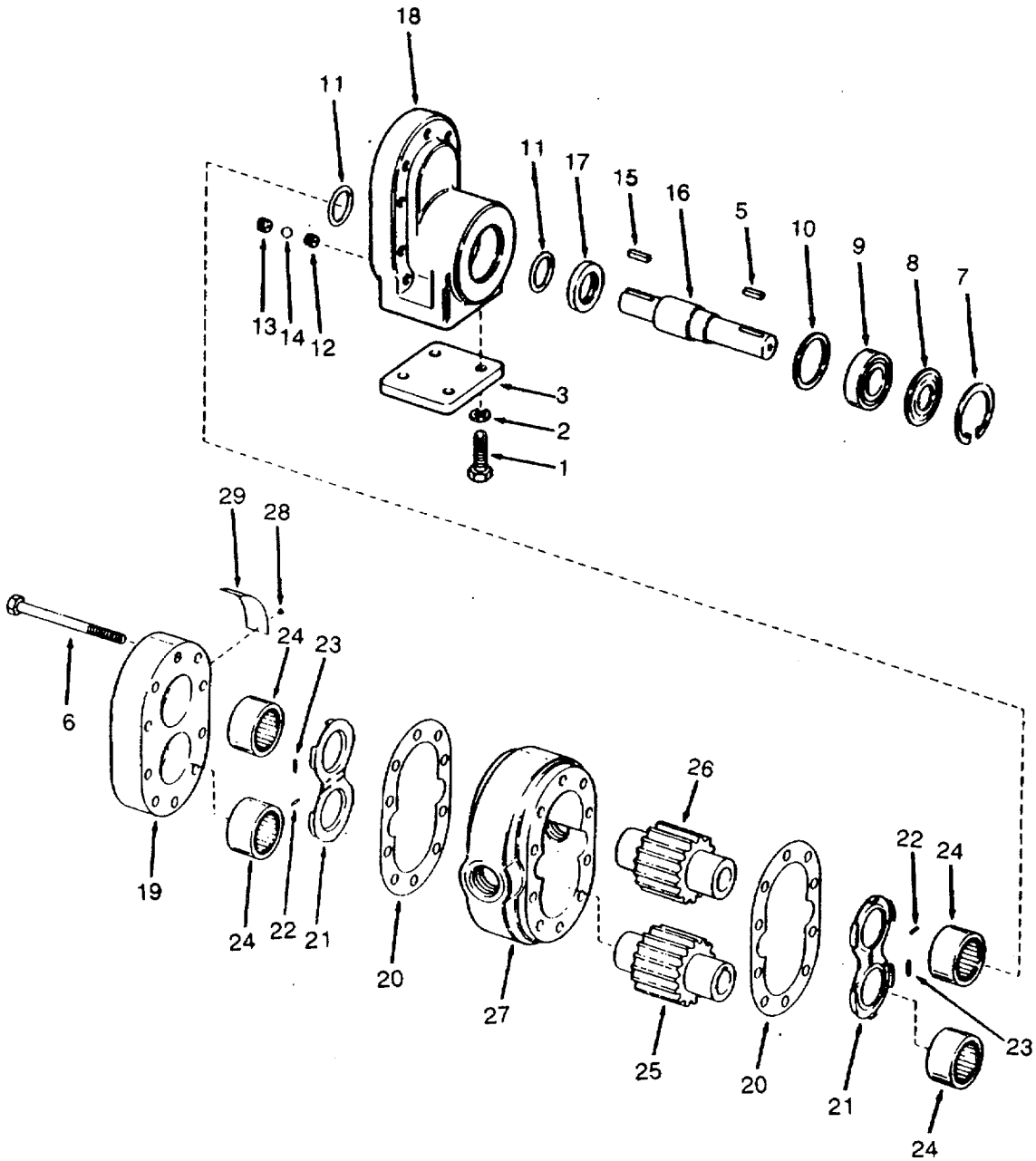


Figure 202. Hydraulic Pump

SECTION II

TM 55-1905-219-34P-1

(1) ITEM NO	(2) SMR CODE	(3) CAGEC	(4) PART NUMBER	(5) DESCRIPTION AND USABLE ON CODES(UOC)	(6) QTY
GROUP 05 ANCHOR HANDLING					
FIGURE 202 HYDRAULIC PUMP					
1	PACZZ	96906	MS90728-114	..SCREW , CAP, HEXAGON.....	4
2	XDCZZ	96906	MS35338-48	..WASHER, LOCK	4
3	XDCZZ	80064	520-4634418-16	..CHOCK STEEL 4X4	1
4	XDCZZ	13829	PD311BAEQ20-4	..PUMP, ROTARY	1
5	XDCZZ	13829	X10-20	..KEY DRIVE SHAFT.....	1
6	XDCZZ	13829	X2-62	..SCREW CAP HEX HEAD.....	10
7	XDCZZ	13829	X134-206	..RING, RETAINING	1
8	XDCZZ	13829	B1669	..SHIELD BEARING.....	1
9	PACZZ	13829	X69-31	..BEARING, BALL, ANNULA.....	1
10	XDCZZ	13829	EA1669	..SPACER BEARING	1
11	PCCZZ	13829	R3006-55	..PACKING, PREFORMED.....	2
12	PACZZ	13829	F1391	..SEAT, VALVE	2
13	XDCZZ	13829	F1391-1	..RETAINER CHECK BALL	2
14	XDCZZ	13829	X53-17	..BALL, BEARING.....	2
15	XDCZZ	13829	X10-20	..KEY GEAR HYDRAULIC	1
16	XDCZZ	13829	F1135-2	..SHAFT DRIVE.....	1
17	PACZZ	13829	X73-37-1	..SEAL, PLAIN.....	1
18	XDCZZ	13829	L1685-2i	..COVER SHAFT END.....	1
19	XDCZZ	13829	K1603	..COVER POGT END	1
20	PACZZ	13829	A1014-1-603	..GASIKET	2
21	XDCZZ	13829	J1058	..PLATE THRUST.....	2
22	XDCZZ	13829	K3026-4	..RUBBER ROUND SECTIO	2
23	PACZZ	13829	K3026-3	..RUBBER ROUND SECTIO.....	8
24	XDCZZ	13829	J1032	..BEARING, ROLLER, NEED.....	4
25	XDCZZ	13829	E1006M-20	..GEAR SET, SPUR, MATCH.....	1
26	XDCZZ	13829	E1007-20	..GEAR, DRIVEN.....	1
27	XDCZZ	13829	J1688-20-8	..HOUSING HYDRAULIC.	1
28	XDCZZ	13829	X41-4	..SCREW, DRIVE.....	2
29	XDCZZ	13829	A2078-45-1	..PLATE.....	1

END OF FIGURE

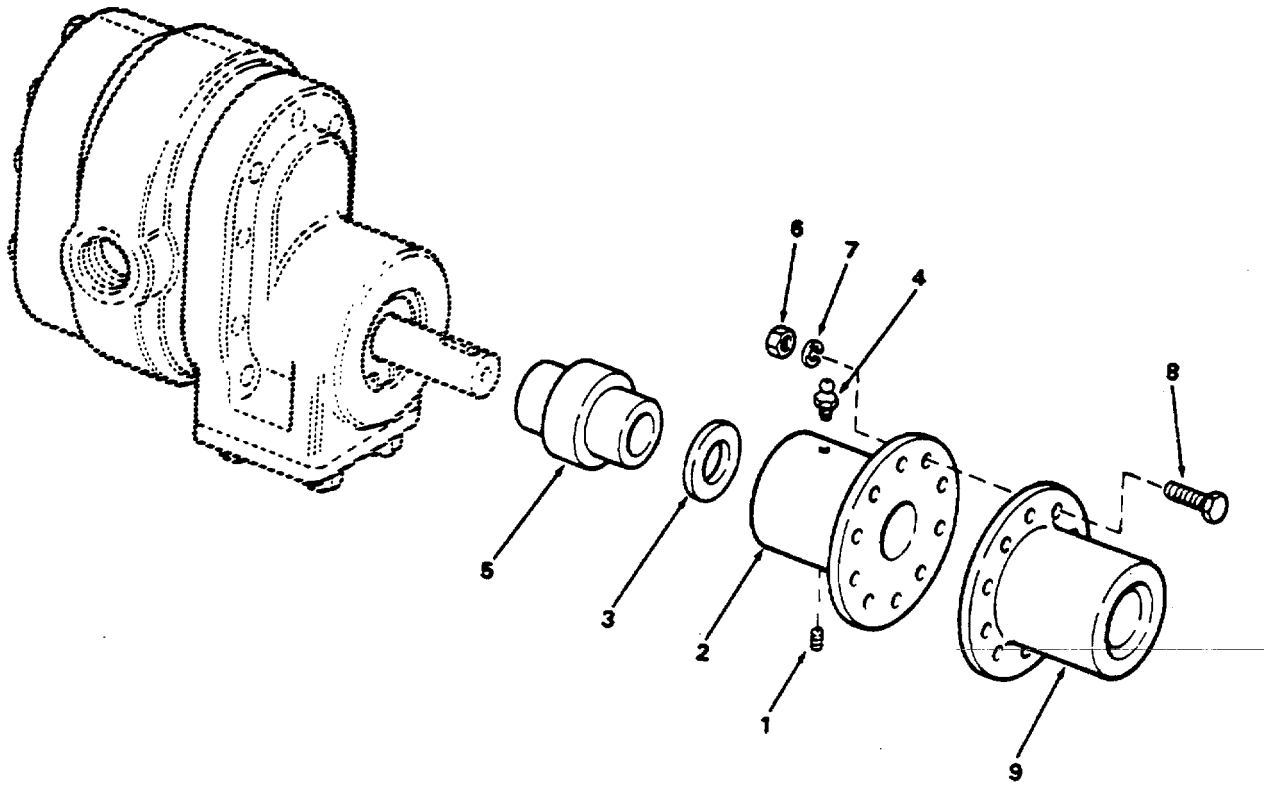


Figure 203. Hydraulic Pump Couplings .

SECTION II

TM 55-1905-219-34P-1

(1)	(2)	(3)	(4)	(5)	(6)
ITEM	SMR		PART		
NO	CODE	CAGEC	NUMBER	DESCRIPTION AND USABLE ON CODES(UOC)	QTY

GROUP 05 ANCHOR HANDLING

FIGURE 203 HYDRAULIC PUMP

1	PACZZ	96906	MS51023-74	.SETSCREW	1
2	XDCZZ	55102	82-6928	.COUPLING, DRIVING.....	1
3	PCCZZ	55102	5567096	.SEAL.....	1
4	PACZZ	96906	MS15006-1	.FITTING, LUBRI CATION.....	1
5	XDCZZ	55102	B6928	.COUPLING DRIVEN	1
6	PACZZ	96906	MS51967-8	.NUT, PLAIN, HEXAGON	10
7	PACZZ	96906	MS35338-46	.WASHER, LOCK.	10
8	PACZZ	96906	MS90725-65	.SCREW, CAP, HEXAGON H.....	10
9	XDCZZ	55102	5561975	.COUPLING HYDRAULIC.....	1

END OF FIGURE

10
11 THRU 14

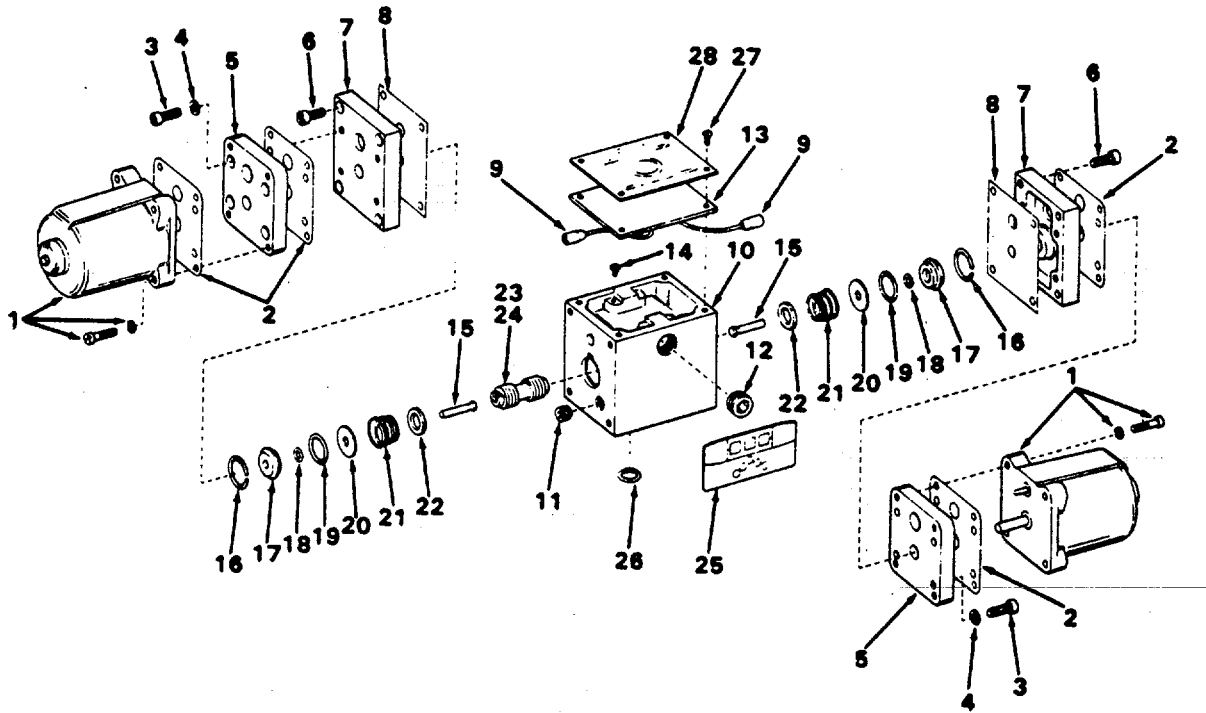


Figure 204. Spring Centered Solenoid - Directional Valve.

SECTION II

TM 55-1905-219-34P-1

(1) ITEM NO	(2) SMR CODE	(3) CAGEC	(4) PART NUMBER	(5) DESCRIPTION AND USABLE ON CODES(UOC)	(6) QTY
GROUP 05 ANCHOR HANDLING					
FIGURE 204 SPRING CENTERED SOLENOID-DIRECTIONAL VALVE					
1	PACZZ	62983	DG4S4-016C-50	VALVE, LINEAR, DIRECT.....	1
	PACZZ	62983	195053	.SOLENOID, ELECTRICAL INCLUDES.....	2
				ATTACHING HARDWARE.....	
2	KFCZZ	62983	195047	.GASKET SOLENOID PART OF SET P/N.....	4
				919359.....	
3	XDCZZ	62983	161736	.SCREW MACHINE.....	8
4	XDCZZ	62983	99781	.WASHER MOUNTING.....	8
5	XDCZZ	62983	195074	.PLATE MOUNTING.....	2
6	XDCZZ	62983	101630	.SCREW MACHINE.....	8
7	XDCZZ	62983	289307	.PLATE ADAPTOR.....	2
8	KFCZZ	62983	281545	.GASKET ADAPTER PART OF KIT P/N.....	2
				9193359.....	
9	PACZZ	62983	195075	.CONNECTOR, PLUG.....	2
10	XDCZZ	62983	941853	.BODY SUBASSEMBLY.....	1
11	XDCZZ	62983	7074	..PLUG BODY.....	2
12	XDCZZ	62983	7077	..PLUG, PIPE.....	1
13	PACZZ	62983	286122	..GASKET.....	1
14	PACZZ	62983	36212	..SCREW, TAPPING.....	1
15	XDCZZ	62983	289340	.PIN PUSH.....	2
16	PACZZ	62983	236797	.RING, VALVE.....	2
17	XDCZZ	62983	281422	.PIN, SPECIAL.....	2
18	KFCZZ	62983	154001	.O-RING DIRECTIONAL PART OF KIT P/N.....	2
				919359.....	
19	KFCZZ	62983	154012	.PACKING, PREFORMED PART OF KIT P/N.....	2
				919359.....	
20	PACZZ	62983	281423	.GUIDE, SPRING.....	2
21	XDCZZ	62983	290072	.SPRING, HELICAL, COM P.....	2
22	XDCZZ	62983	211846	.WASHER, FLAT.....	2
23	XDCZZ	62983	213232-7	.SPOOL DIRECTIONAL SELECT FIT AT.....	1
				ASSEMBLY.....	
24	XDCZZ	62983	213232-9	.SPOOL DIRECTIONAL SELECT FIT AT.....	1
				ASSEMBLY.....	
25	XDCZZ	62983	290345	.PLATE DIAGRAM.....	1
26	KFCZZ	62983	199811	.PACKING, PREFORMED PART OF KIT P/N.....	5
				919359.....	
27	XDCZZ	62983	174638	.SCREW MACHINE.....	4
28	XDCZZ	62983	DG4S4-016C-50 ID PLATE	.IDENTIFICATION.....	1
	PCCZZ	62983	919359	GASKET SET.....	1
				GASKET ADAPTER (2) 204-8	
				O-RING DIRECTIONAL (2) 204-18	
				PACKING, PREFORMED (2) 204-19	
				PACKING, PREFORMED (5) 204-26	

END OF FIGURE

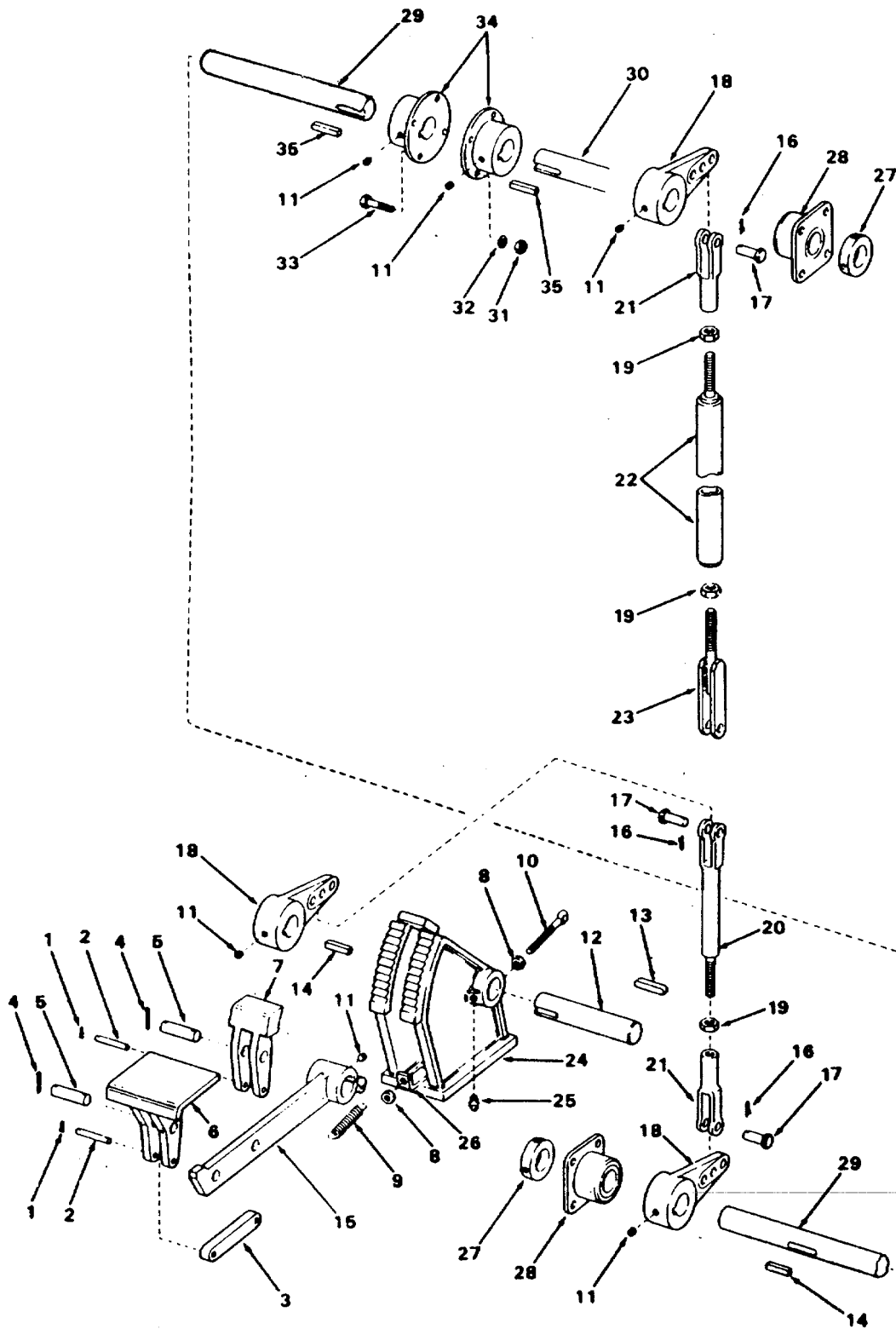


Figure 205. Anchor Winch Brake Control

SECTION II

TM 55-1905-219-34P-1

(1) ITEM NO	(2) SMR CODE	(3) CAGEC	(4) PART NUMBER	(5) DESCRIPTION AND USABLE ON CODES(UOC)	(6) QTY
GROUP 05 ANCHOR HANDLING					
FIGURE 205 ANCHOR WINCH BRAKE CONTROL					
	XDHZZ	55102	53129H	..BRAKE CONTROL, WINCH.....	1
1	PAHZZ	96906	MS24665-315	..PIN, COTTER.....	4
2	XDHZZ	55102	D3-9129-002	..PIN.....	2
3	XDHZZ	55102	RC2614	..LINK PAWL.....	1
4	PAHZZ	96906	MS24665-353	..PIN, COTTER	2
5	XDHZZ	55102	D3-7972-2-118	..PIN.....	1
6	XDHZZ	55102	B3546	..PEDAL BRAKE FOOT.....	1
7	XDCZZ	55102	C2-2557	..PAWL RATCHET.....	1
8	PACZZ	96906	MS35691-1	..NUT, PLAIN, HEXAGON	2
9	XDCZZ	55102	5555626	..SPRING FOOT LEVER	1
10	XDCZZ	55102	D2-6266	..ROD END SPRING.....	1
11	XDCZZ	55102	5559914-025	..SETSCREW LEVER	5
12	XDCZZ	55102	RC2607	..SHAFT LEVER.....	1
13	XDCZZ	55102	5559909-253A	..KEY FOOT LEVER.....	1
14	XDCZZ	55102	5559909-249A	..KEY CONNECTING LINK	3
15	XDCZZ	55102	B10747	..LEVER FOOT ANCHOR.....	1
16	PACZZ	96906	MS24665-353	..PIN, COTTER	3
17	XDCZZ	55102	5559913-006	..PIN ROD END	3
18	XDCZZ	55102	C11855	..LEVER CONNECTING.....	3
19	PACZZ	96906	MS35691-37	..NUT, P LAIN, H EXAGON	3
20	XDCZZ	55102	C11854	..LINK CONNECTING.....	1
21	XDCZZ	55102	5559912-007	..YOKE ADJUSTABLE.....	2
22	XDCZZ	55102	C11853	..LINK CONNECTING.....	1
23	XDCZZ	55102	C11852	..YOKE SLOTTED	1
24	XDCZZ	55102	RC2606	..PEDESTAL RATCHET WELDED TO DECK..	1
25	PACZZ	96906	MS15003-1	..FITTING, LUBRICATION	2
26	XDCZZ	55102	D9494	..PLATE RETENTION WELDED TO	1
				PEDESTAL.....	
27	XDCZZ	55102	5567103	..BEARING FLANGE	2
28	XDCZZ	55102	5559927-018	..COLLAR SET CONTROL	2
29	XDCZZ	55102	C6-5360	..SHAFT CONTROL 7.....	1
30	XDCZZ	55102	C1-5360	..SHAFT CONTROL 8.....	1
31	PACZZ	96906	MS51967-9	..NUT, PLAIN, HEXAGON	4
32	PACZZ	96906	MS35338-46	..WASHER, LOCK	4
33	XDCZZ	96906	MS90725-64	..SCREW, CAP, HEXAGON H	4
34	XDCZZ	55102	D2-3391	..COUPLING CONTROL.....	1
35	XDHZZ	55102	5559909-250A	..KEY SQUARE 3/8 X.....	2

END OF FIGURE

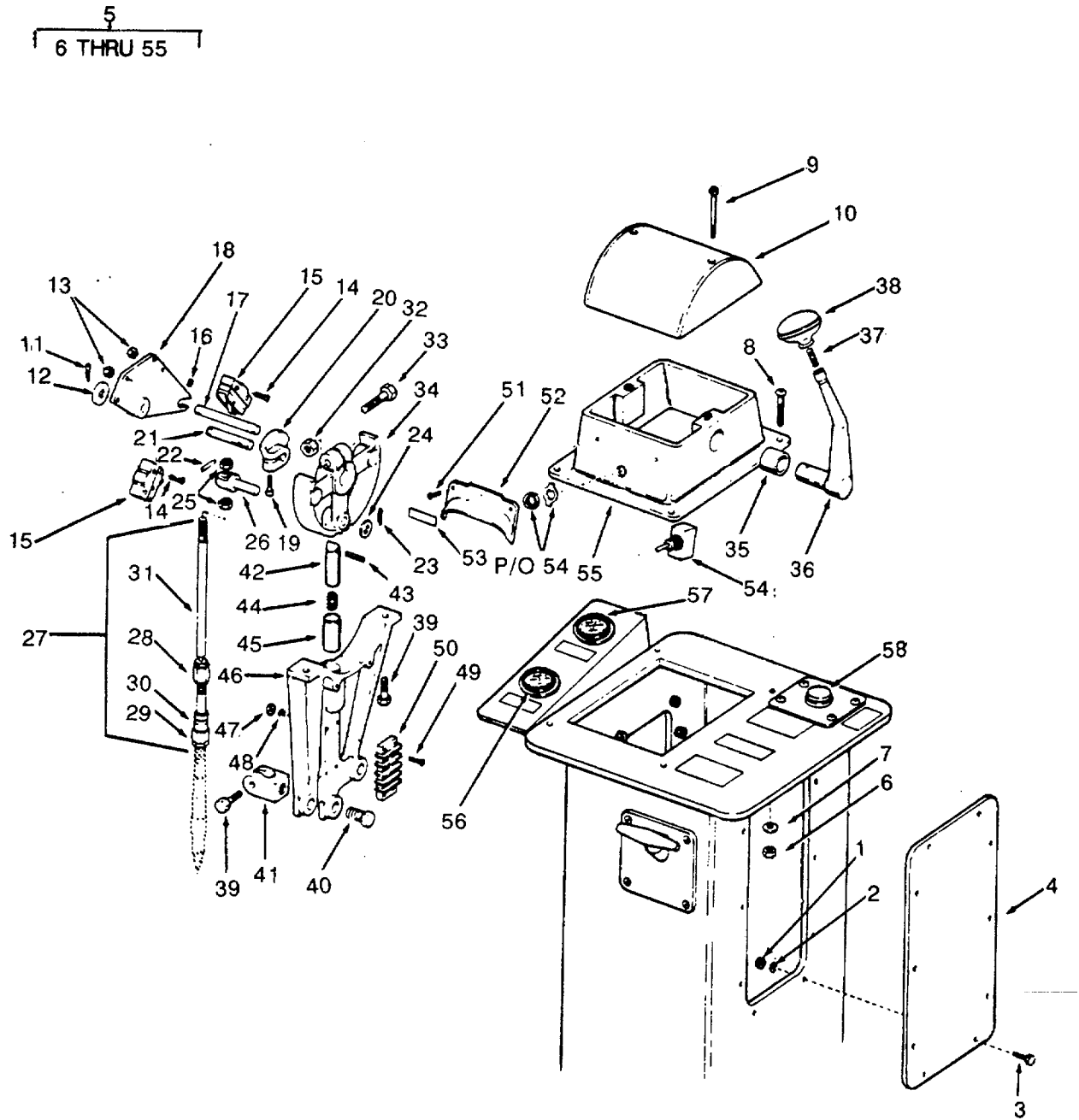


Figure 206. Engine Clutch and Throttle Controls.

SECTION II

TM 55-1905-219-34P-1

(1) ITEM NO	(2) SMR CODE	(3) CAGEC	(4) PART NUMBER	(5) DESCRIPTION AND USABLE ON CODES(UOC)	(6) QTY
GROUP 05 ANCHOR HANDLING					
FIGURE 206 ENGINE CLUTCH AND THROTTLE CONTROLS					
1	PACZZ	96906	MS51967-5	NUT, PLAIN, HEXAGON	20
2	XDCZZ	96906	MS35338-45	WASHER, LOCK	20
3	PACZZ	96906	MS90728-32	BOLT, MACHINE	20
4	XDCZZ	53157	520-4634418-38	PLATE CONTROL	2
5	XDCZZ	86376	A-2086	CLUTCH AND THROTTLE	1
6	XDCZZ	86376	271	.NUT, LOCK, LEVER	4
7	XDCZZ	86376	269	.WASHER BRASS	4
8	XDCZZ	86376	268	.SCREW MACHINE	4
9	XDCZZ	86376	1217	.SCREW, MACHINE	2
10	XDCZZ	86376	1153	.COVER CONTROL	1
11	PACZZ	96906	MS24655-172	.PIN, COTTER	1
12	XDCZZ	86376	2061	.WASHER BRASS	1
13	XDCZZ	86376	532	.NUT PLAIN HEXAGON	4
14	XDCZZ	86376	531	.SCREW MACHINE	4
15	PACZZ	86376	599	.SWITCH, SENSITIVE	2
16	XDCZZ	86376	1224	.SETSCREW	1
17	XDCZZ	86376	2093	.SHAFT SWITCH PLATE	1
18	XDCZZ	86376	2078	.PLATE CONTROL	1
19	XDCZZ	86376	1309	.SCREW CLAMP LOCK	1
20	XDCZZ	86376	2077	.CAM CONTROL SWITCH	1
21	XDCZZ	86376	2079	.SHAFT SWITCH C AM	1
22	XDCZZ	86376	1859	.PIN CAM SHAFT	1
23	XDCZZ	86376	335	.PIN COTTER BRASS	1
24	XDCZZ	86376	343	.WASHER THROTTLE	1
25	XDCZZ	86376	1213	.NUT LOCK BRASS	2
26	XDCZZ	86376	1168	.JOINT THROTTLE	1
27	XDCZZ	86376	C-2190	.ARTICULATOR	1
28	PACZZ	96906	MS51970-1	.NUT, PLAIN, HEXAGON	1
29	PACZZ	96906	MS35691-32	.NUT, PLAIN, HEXAGON	1
30	PACZZ	86376	2194	.BUSHING, CABLE	1
31	XDCZZ	86376	2197	.ROD AND SOCKET	1
32	XDCZZ	86376	242	.NUT, PLAIN, HEXAGON	1
33	XDCZZ	86376	1211	.BOLT, MACHINE	1
34	XDCZZ	86376	2092	.QUADRANT THROTTLE	1
35	XDCZZ	86376	1162	.BEARING, SLEEVE	1
36	XDCZZ	86376	2090	.LEVER CONTROL	1
37	XDCZZ	86376	1160	.STUD	1
38	XDCZZ	86376	1144	.KNOB	1
39	XDCZZ	86376	261	.BOLT, MACHINE	3
40	XDCZZ	86376	1219	.SCREW CABLE CLAMP	1
41	XDCZZ	86376	1167	.CLAMP CABLE BRONZE	1
42	XDCZZ	86376	1157	.PLUNGER DETENT LOCK	1
43	XDCZZ	86376	1218	.PIN, SPECIAL	1
44	XDCZZ	86376	1158	.SPRING DETENT	1
45	PACZZ	86376	1165	.BUSHING, PLUNGER	1
46	XDCZZ	86376	2104	.BRACKET CABLE	1
47	XDCZZ	86376	275	.NUT, PLAIN, HEXAGON	2

SECTION II

TM 55-1905-219-34P-1

(1) ITEM NO	(2) SMR CODE	(3) CAGEC	(4) PART NUMBER	(5) DESCRIPTION AND USABLE ON CODES(UOC)	(6) QTY
48	PACZZ	96906	MS35338-99	.WASHER, LOCK	2
49	XDCZZ	86376	272	.SCREW	2
50	XDCZZ	86376	2087	.STRIP TERMINAL.....	1
51	PACZZ	96906	MS35190-287	.SCREW, MACHINE.....	2
52	XDCZZ	86376	1991	.COVER SWITCH BRONZE.....	1
53	XDCZZ	86376	1872	.PLATE.	1
54	XDCZZ	86376	2091	SWITCH MAINLINE INCLUDES	1
				ATTACHING HARDWARE.....	
55	XDCZZ	86376	2106	.HOUSING MAIN ANCHOR.....	1
56	XDCZZ	72582	08993092	GAGE, WATER	1
57	PACZZ	24617	6463913	GAGE, PRESSURE, DIAL.....	1
58	PACZZ	16764	1996097	SWITCH, PUSH	1

END OF FIGURE

SECTION II

TM55-1905-219-34P-1

(1) ITEM NO	(2) SMR CODE	(3) FSCM	(4) PART NUMBER	(5) DESCRIPTION AND USABLE ON CODES(UOC)	(6) QTY
GROUP 05 ANCHOR HANDLING					
FIG. 207 THROTTLE CABLE AND LINKAGE					
1	XDCZZ	86376	D-2238	BUSHING CABLE	2
2	XDCZZ	04638	514-MV-4	CABLE THROTTLE 29	1
3	XDCZZ	86376	C-2927	KIT THROTTLE CABLE	1
4	XDCZZ	86379	541	..NUT PLAIN HEX	1
5	XDCZZ	86376	127	..WASHER, LOCK	1
6	PACZZ	86376	1084	..BALL JOINT	1
7	XDCZZ	86376	C-2190	..ARTICULATOR	1
8	PACZZ	96906	MS51970-1	..NUT, PLAIN .HEXAGON	1
9	PACZZ	96906	MS35691-32	..NUT, PLAIN, HEXAGON	1
10	XDCZZ	86376	2194	..BUSHING, CABLE AD APT	1
11	XDCZZ	86376	2197	..ROD AND SOCKET	1
12	XDCZZ	86376	261	..BOLT, MACHINE	1
13	XDCZZ	86376	1167	..CLAMP PUSH-PULL.....	1
14	XDCZZ	86376	519	..NUT PLAIN HEX	1
15	XDCZZ	86376	1297	..WASHER FLAT	1
16	XDCZZ	86376	1283	..STUD THREADED BOTH	1

END OF FIGURE

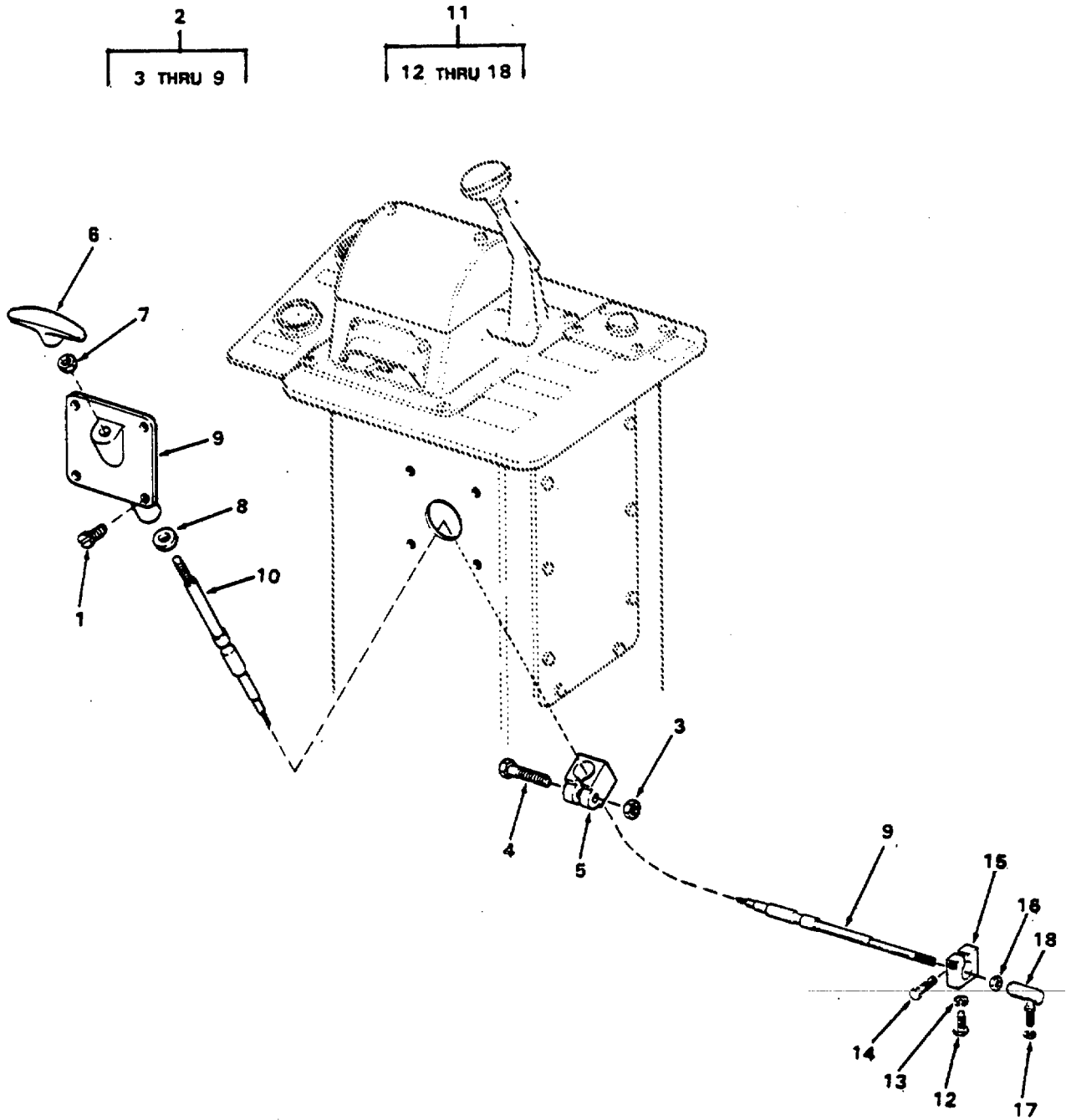


Figure 208. Engine Stop Control.

SECTION II

TM55-1905-219-34P-1

(1) ITEM NO	(2) SMR CODE	(3) FSCM	(4) PART NUMBER	(5) DESCRIPTION AND USABLE ON CODES(UOC)	(6) QTY
GROUP 05 ANCHOR HANDLING					
FIG. 208 ENGINE STOP CONTROL					
1	PACZZ	96906	MS35190-287	SCREW, MACHINE	4
2	XDCFZ	86376	B-2770	GOVERNOR, SHUTDOWN H	1
3	XDCZZ	86376	242	.NUT, PLAIN, HEXAGON	1
4	XDCZZ	86376	1211	.BOLT, MACHINE	1
5	XDCZZ	86376	1776	.CLAMP CABLE	1
6	XDCZZ	86376	2136	.HANDLE, MANUAL CONTR.....	1
7	PACZZ	96906	MS35691-8	.NUT, PLAIN, HEXAGON	1
8	PACZZ	86376	D-1712	.BUSHING, SLEEVE	1
9	XDCZZ	86376	2771	.TUBE AND BRACKET	1
10	XDCZZ	86376	C-1332	CONTROL ASSEMBLY, PU	1
11	XDCZZ	86376	C-2926	KIT CABLE SAME KIT USED ON ENGINE.....	2
				STOP AND EMERGENCY SHUTDOWN CO.....	
12	XDCZZ	86376	1755	.SCREW CAP HEXAGON, H	1
13	PACZZ	86376	884	.WASHER, LOCK	1
14	XDCZZ	86376	259	.BOLT, MACHINE	1
15	XDCZZ	86376	2856	.CLAMP, CABLE	1
16	XDCZZ	86376	1128	.NUT, LOCK, BALL J	2
17	PACZZ	96906	MS35338-077	.WASHER, LOCK	1
18	XDCZZ	86376	1725	.BALL JOINT	1

END OF FIGURE

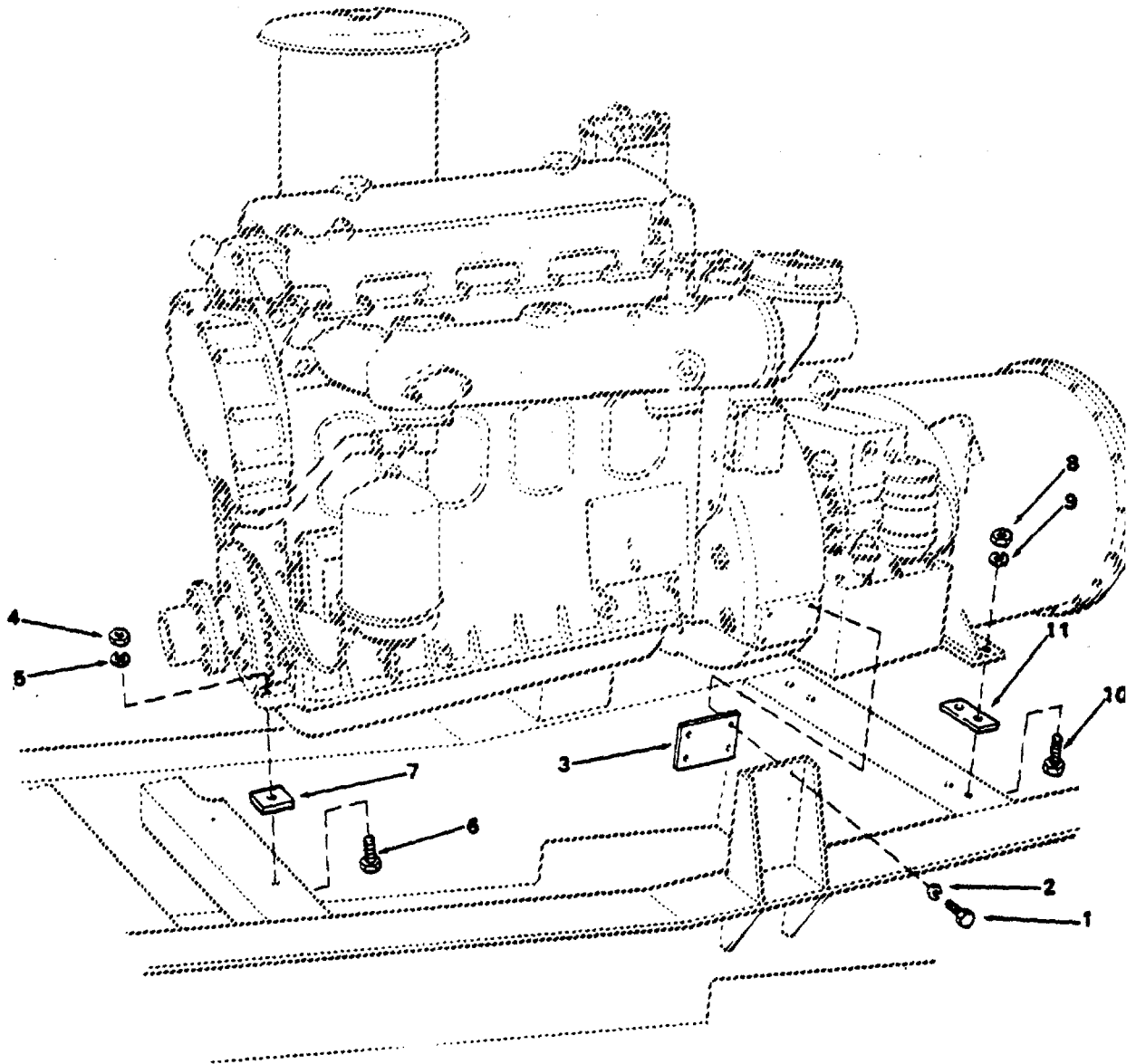


Figure 209. Engine and Torque Converter Mounting.

SECTION II

TM55-1905-219-34P-1

(1) ITEM NO	(2) SMR CODE	(3) FSCM	(4) PART NUMBER	(5) DESCRIPTION AND USABLE ON CODES(UOC)	(6) QTY
GROUP 05 ANCHOR HANDLING					
FIG. 209 ENGINE AND TORQUE CONVERTING MOUNTING					
1	PAHZZ	96906	MS90728-116	SCREW, CAP, HEXAGON H	8
2	XDHZZ	96906	MS35338-48	WASHER, LOCK	8
3	XDHZZ	80064	520-4634418-14	CHOCK, STEEL.....	2
4	PAHZZ	96906	MS51967-21	NUT, PLAIN, HEXAGON	2
5	XDHZZ	96906	MS35338-50	WASHER, LOCK	2
6	XDHZZ	96906	MS90725-170	SCREW, CAP, HEXAGON H	2
7	XDHZZ	80064	520-4634418-15	CHOCK, STEEL.....	2
8	PAHZZ	96906	MS51967-24	NUT, PLAIN, HEXAGON	4
9	PAHZZ	96906	MS35338-51	WASHER, LOCK	4
10	PAHZZ	96906	MS90728-191	SCREW CAP, HEXAGON H	4
11	XDHZZ	80064	520-4634418-13	CHOCK, STEEL.....	2

END OF FIGURE

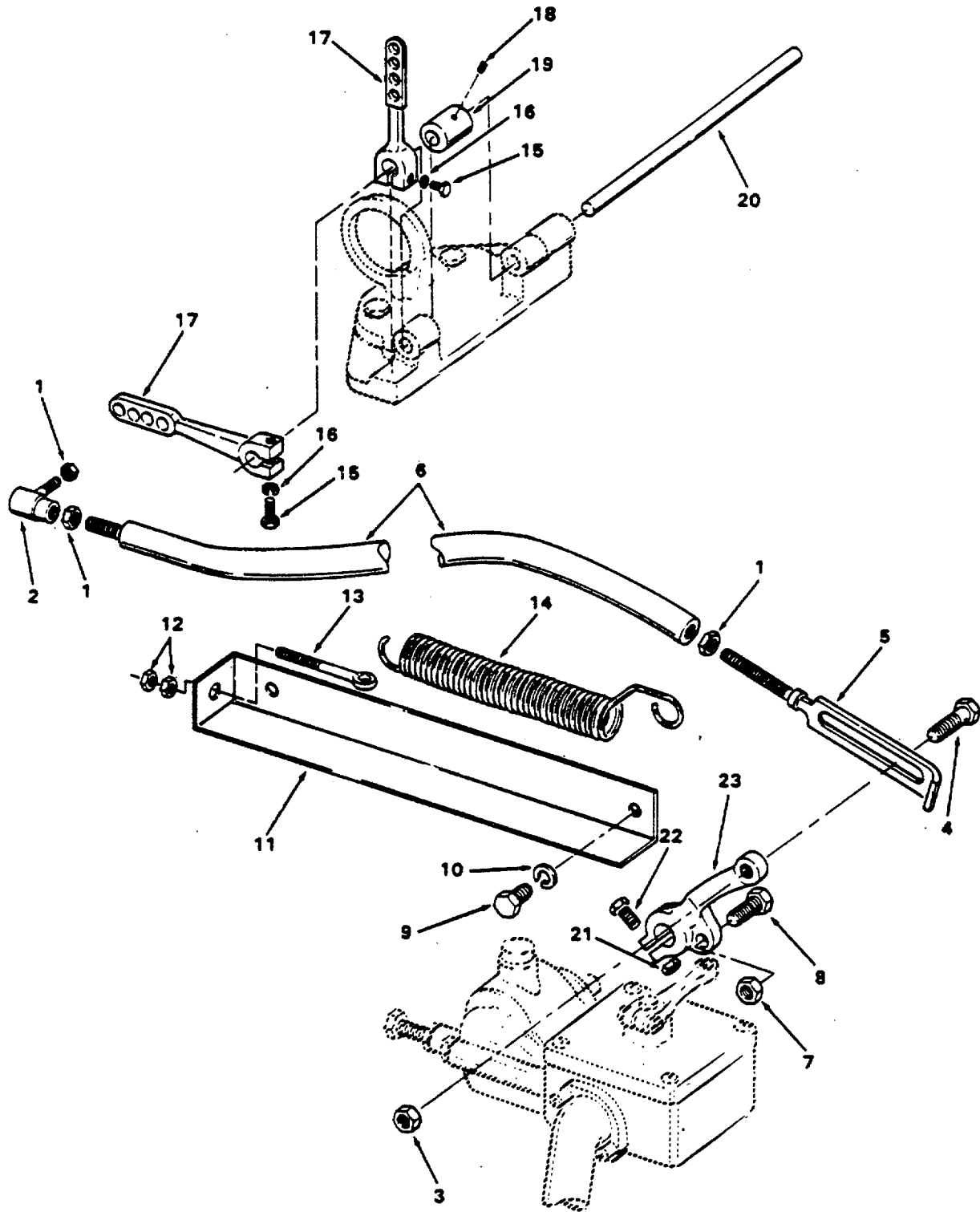


Figure 210. Engine Throttle Linkage.

SECTION II

TM55-1905-219-34P-1

(1) ITEM NO	(2) SMR CODE	(3) FSCM	(4) PART NUMBER	(5) DESCRIPTION AND USABLE ON CODES(UOC)	(6) QTY
GROUP 05 ANCHOR HANDLING					
FIG. 210 ENGINE THROTTLE LINKAGE					
	PBHHH	72582	1043-7000	..ENGINE, DIESEL.....	1
1	PACZZ	96906	MS51943-34	..NUT, SELF-LOCKING, HE	3
2	PACZZ	72582	5118951	..BALL JOINT	1
3	PACZZ	21450	110813	..NUT, PLAIN, HEXAGON	1
4	PACZZ	72582	5120854	..BOLT, SHOULDER.....	1
5	XDCZZ	72582	5172654	..CONNECTING LINK, RIG	1
6	XDCZZ	72582	5174123	..ROD, THREADED END.....	1
7	PACZZ	72582	5186749	..NUT, PLAIN, HEXAGON	1
8	PACZZ	72582	5171045	..BOLT, MACHINE	1
9	PACZZ	96906	MS90725-57	..SCREW, CAP, HEXAGON H	2
10	PACZZ	96906	MS35338-46	..WASHER, LOCK	2
11	XDCZZ	72582	5172501	..BRACKET THROTTLE	1
12	XDCZZ	96906	MS51967-2	..NUT, PLAIN, HEXAGON	2
13	XDCZZ	72582	5172502	..BOLT, THROTTLE	1
14	PACZZ	72582	5172499	..SPRING, HELICAL, EXTE.....	1
15	PACZZ	96906	MS90725-7	..SCREW, CAP, HEXAGON H	2
16	PACZZ	96906	MS35338-44	..WASHER, LOCK	2
17	XDCZZ	72582	5164318	..LEVER, MANUAL CONTRO.....	2
18	PACZZ	96906	MS51964-64	..SETSCREW	1
19	XDCZZ	72582	5164320	..COLLAR, SHAFT.....	1
20	XDCZZ	72582	3290823	..SHAFT, THROTTLE CONT	1
21	PAHZZ	96906	MS51967-3	..NUT, PLAIN, HEXAGON	1
22	PAHZZ	96906	MS90725-8	..SCREW, CAP, HEXAGON H	1
23	XDHZZ	72582	3123880	..LEVER GOVERNOR	1

END OF FIGURE

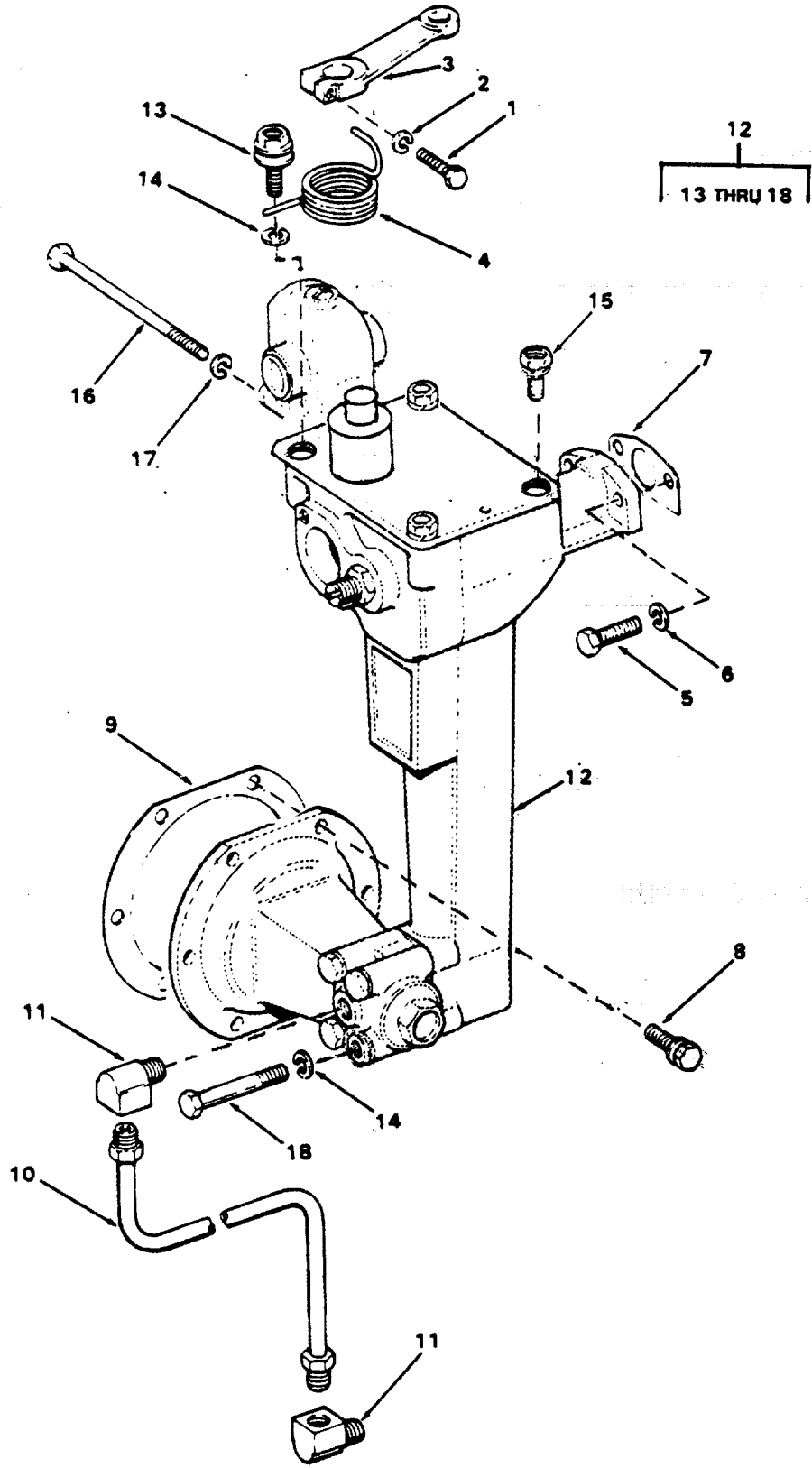


Figure 211. Governor Linkage and Mounting.

SECTION II

TM55-1905-219-34P-1

(1) ITEM NO	(2) SMR CODE	(3) FSCM	(4) PART NUMBER	(5) DESCRIPTION AND USABLE ON CODES(UOC)	(6) QTY
GROUP 05 ANCHOR HANDLING					
FIG. 211 GOVERNOR LINKAGE AND MOUNTING					
1	PACZZ	96906	MS90725-8	..SCREW, CAP, HEXAGON H	1
2	PACZZ	96906	MS35338-44	..WASHER, LOCK	1
3	XDCZZ	72582	5158432	..LEVER, REMOTE CONTRO	1
4	PACZZ	72582	5129710	..SPRING, HELICAL, TORS	1
5	PACZZ	96906	MS90725-6	..SCREW, CAP, HEXAGON H	2
6	PACZZ	96906	MS35338-44	..WASHER, LOCK	2
7	PCCZZ	72582	5123812	..GASKET PART OF KIT P/N 5193114	1
8	PACZZ	24617	5118219	..BOLT, ASSEMBLED WASH.....	6
9	PCCZZ	72582	5150246	..GASKET PART OF KIT P/N 5193114	1
10	XDCZZ	72582	5176834	..TUBE ASSEMBLY, METAL.....	1
11	XDCZZ	72582	5177752	..ELBOW, PIPE	2
12	PACFH	72582	5144136	..GOVERNOR, DIESEL ENG	1
13	XDCZZ	72582	5126792	..HOLDER, SPRING	1
14	PACZZ	96906	MS35338-44	..WASHER, LOCK	5
15	PACZZ	72582	9417926	..SCREW, ASSEMBLED WAS	3
16	PAHZZ	96906	MS90728-46	..BOLT, MACHINE	2
17	XDHZZ	96906	MS35338-45	..WASHER, LOCK	2
18	PAHZZ	72582	190910	..SCREW, CAP, HEXAGON H	4

END OF FIGURE

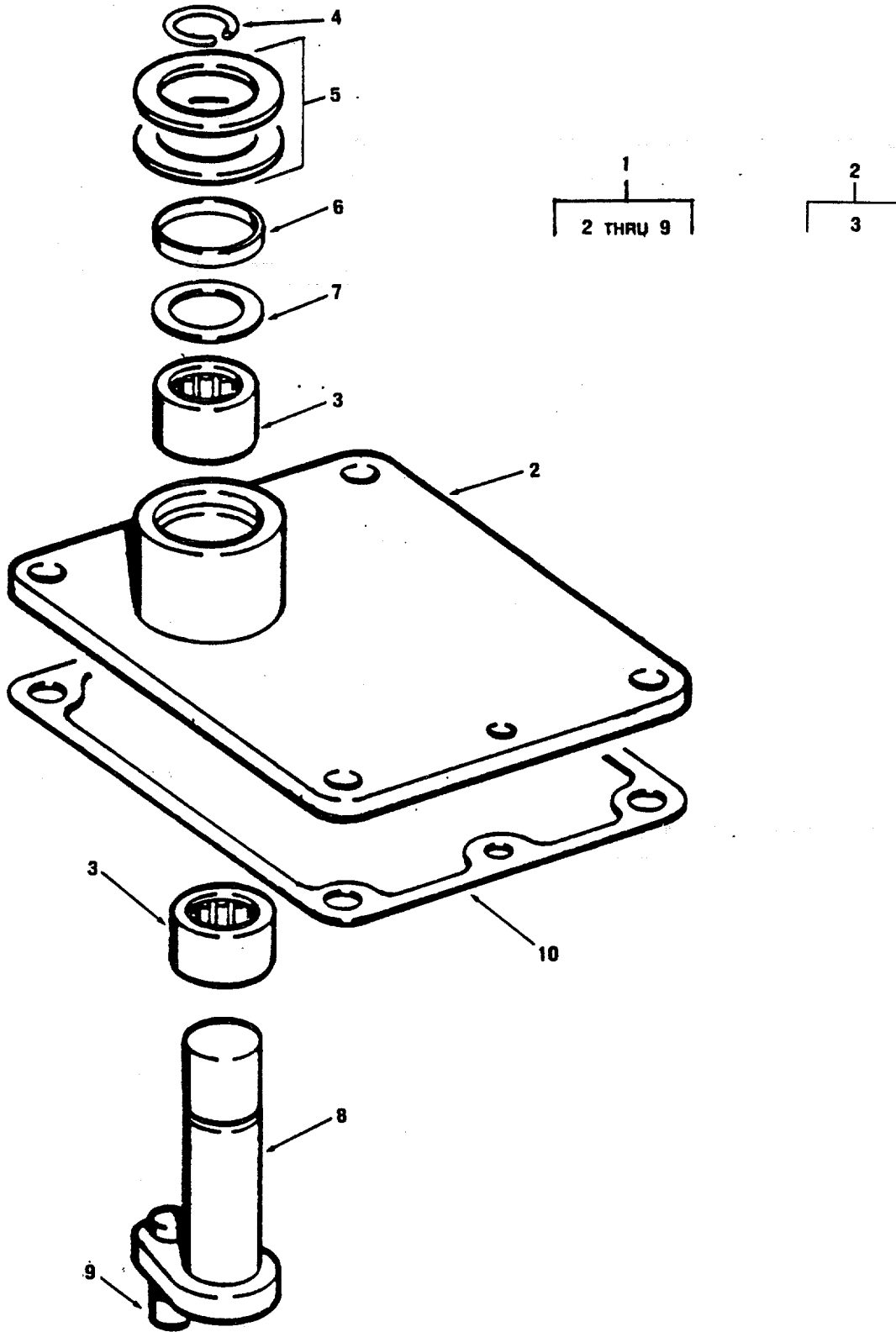


Figure 212. Governor Cover Assembly.

SECTION II

TM55-1905-219-34P-1

(1) ITEM NO	(2) SMR CODE	(3) FSCM	(4) PART NUMBER	(5) DESCRIPTION AND USABLE ON CODES(UOC)	(6) QTY
				GROUP 05 ANCHOR HANDLING	
				FIG. 212 GOVERNOR COVER ASSEMBLY	
1	XDHZZ	72582	5127576	...COVER ASSEMBLY.....	1
2	XDHZZ	72582	5127574	...COVER ASSEMBLY.....	1
3	PAHZZ	96906	MS17131-13	...BEARING, ROLLER, NEED	2
4	PAHZZ	72582	5174429	...RING, RETAINING	1
5	XDHZZ	72582	5144177	...WASHER, SHOULDERED A	2
6	XDHZZ	72585	5176557	...PACKING, PREFORMED.....	1
7	PAHZZ	72582	5197151	...SPACER RING.....	1
8	XDHZZ	72582	5174425	...SHAFT ASSY , GOVERNOR	1
9	PAHZZ	72582	5174428PIN, STRAIGHT, HEADLE	1
10	XDHZZ	72582	150889	..GASKET	1

END OF FIGURE

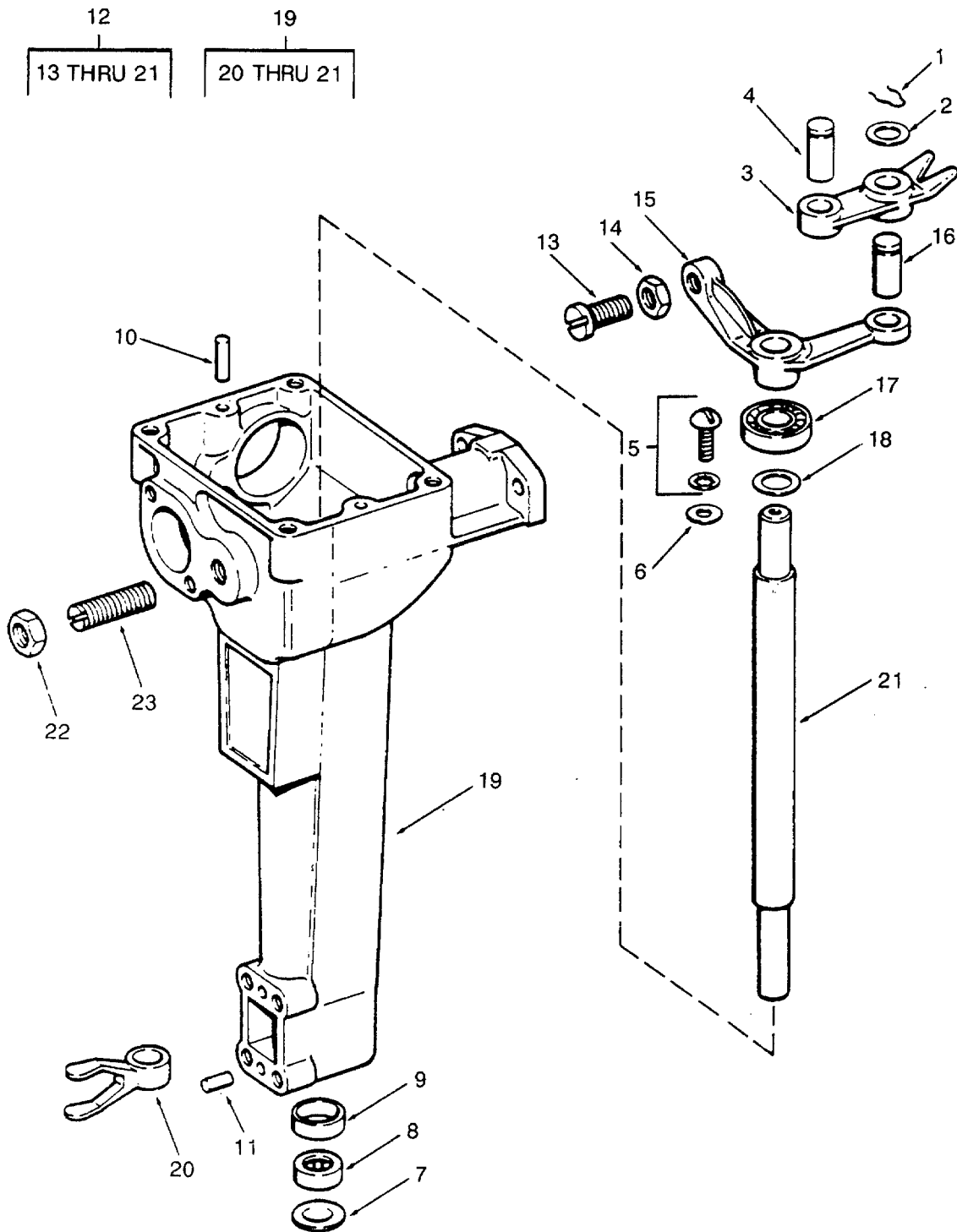


Figure 213. Governor Control Housing Assembly.

SECTION II

TM55-1905-219-34P-1

(1) ITEM NO	(2) SMR CODE	(3) FSCM	(4) PART NUMBER	(5) DESCRIPTION AND USABLE ON CODES(UOC)	(6) QTY
GROUP 05 ANCHOR HANDLING					
FIG. 213 GOVERNOR CONTROL HOUSING ASSEMBLY					
	XDHZH	72582	5158904	...HOUSING AND SHAFT	1
1	XDHZZ	72582	142583	...CLIP RETAINING	1
2	PAHZZ	72582	5150941	... WASHER, FLAT	1
3	XDHZZ	72582	5150394	... LEVER ASSEMBLY, GOVE.....	1
4	PAHZZ	72582	5150894	...PIN, SHOULDER, HEADLE.....	1
5	PAHZZ	72582	9421917	...SCREW, SPECIAL INCLUDES	1
				LOCKWASHER	
6	PAHZZ	96906	MS27183-41	...WASHER, FLAT	1
7	PAHZZ	72582	142656	...PLUG, EXPANSION	1
8	PAHZZ	96906	MS17131-14	...BEARING, ROLLER, NEED	1
9	PAHZZ	72582	5188611	...BUSHING, SLEEVE.....	1
10	PAHZZ	88044	AN150280	...PIN, STRAIGHT, HEADLE	2
11	PAHZZ	88044	AN150280	...PIN, STRAIGHT, HEADLE	2
12	XDHZH	72582	5158820	...SHAFT ASSEMBLY, CONT.....	1
13	PAHZZ	72582	5150898	...SETSCREW	1
14	PAHZZ	96906	MS35691-5	...NUT, PLAIN, HEXAGON	1
15	XDHZZ	72582	5154422	...BELL CRANK	1
16	PAHZZ	72582	5150943	...PIN, SHOULDER, HEADLE.....	1
17	XDHZZ	72582	9431894	...BEARING GOVERNOR.....	1
18	PAHZZ	72582	5159080	...WASHER, FLAT	1
19	XDHZZ	72582	5101540	...HOUSING GOVERNOR	1
20	XDHZZ	72582	5185605	...FORK, GOVERNOR	1
21	XDHZZ	72582	5154435	...SHAFT, GOVERNOR	1
22	PACZZ	96906	MS51967-8	...NUT, PLAIN, HEXAGON	1
23	PACZZ	72582	5177083	...SCREW ASSEMBLY, BUFF	1

END OF FIGURE

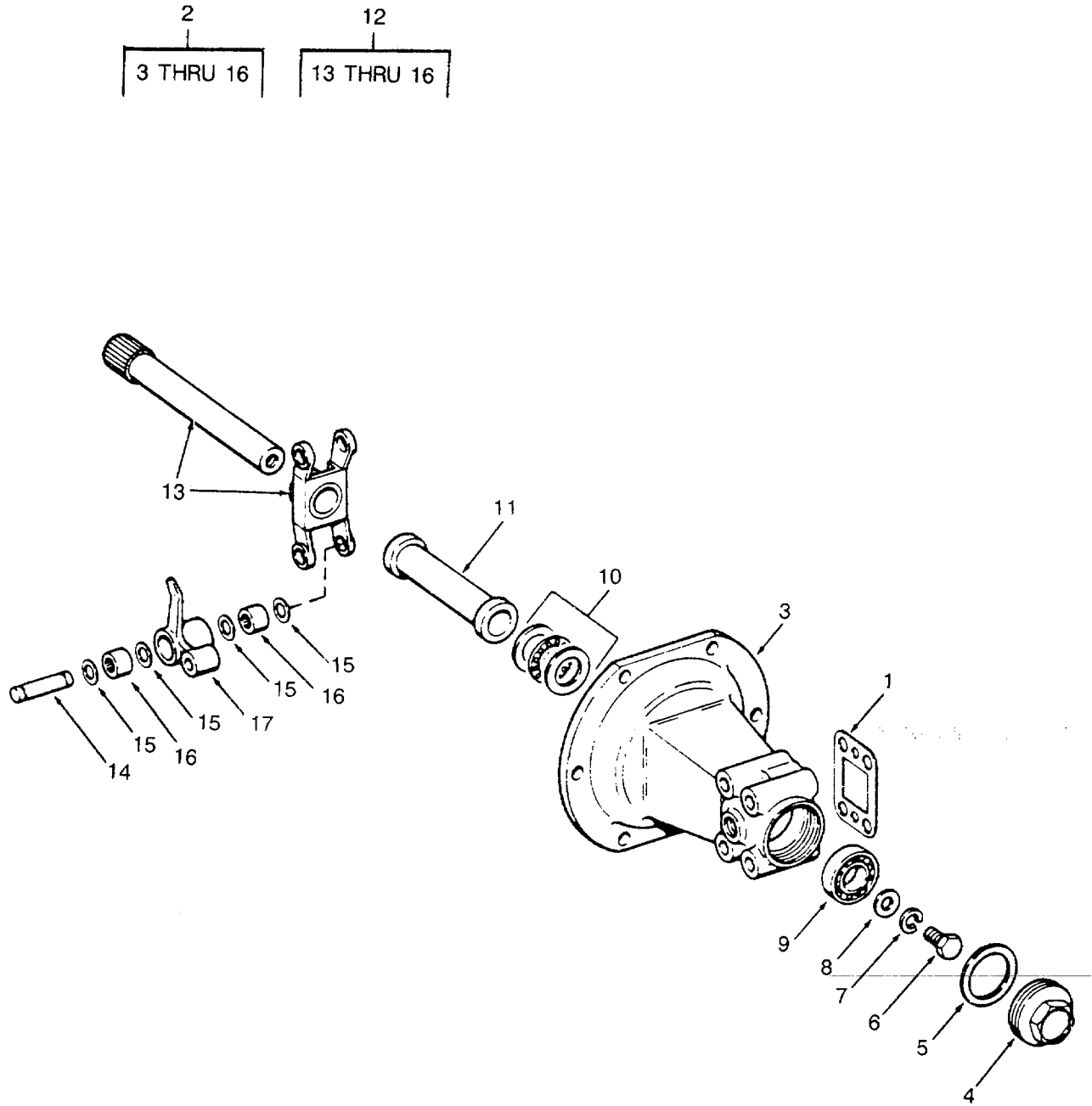


Figure 214. Governor Housing and Weight Assembly.

SECTION II

TM55-1905-219-34P-1

(1) ITEM NO	(2) SMR CODE	(3) FSCM	(4) PART NUMBER	(5) DESCRIPTION AND USABLE ON CODES(UOC)	(6) QTY
GROUP 05 ANCHOR HANDLING					
FIG. 214 GOVERNOR HOUSING AND WEIGHT ASSEMBLY					
1	PCHZZ	72582	5150890	...GASKET	2
2	XDHZH	72582	5174444	...WEIGHT AND HOUSING	1
3	XDHZZ	72582	5143209	...HOUSING GOVERNOR	1
4	XDHZZ	72582	5183268	...CAP, GOVERNOR WEIGHT	1
5	PCHZZ	43999	2W1R64-46-32	...WASHER, FLAT	1
6	PAHZZ	72582	5150884	... BOLT, MACHINE	1
7	PAHZZ	72582	5150897	... WASHER, KEY	1
8	PAHZZ	72582	5150941	...WASHER, FLAT	1
9	PAHZZ	83298	B20504-52	...BEARING, BALL, ANNULA.....	1
10	PAHZZ	72582	9434171	...BEARING, ROLLER, TAPE	1
11	XDHZZ	72582	5154502	... RISER	1
12	XDHZH	72582	5174448	...GOVERNOR WEIGHT AND	1
13	XDHZZ	72582	5174452	... SHAFT AND CARRIER A	1
14	XDHZZ	72582	5185154	...PIN, GROOVED, HEADLES.....	2
15	PAHZZ	77445	30896	...WASHER, FLAT	8
16	XDHZH	72582	5174455	...WEIGHT, CONTROL	2
17	XDHZZ	72582	5174456	...WEIGHT, GOVERNOR	2

END OF FIGURE

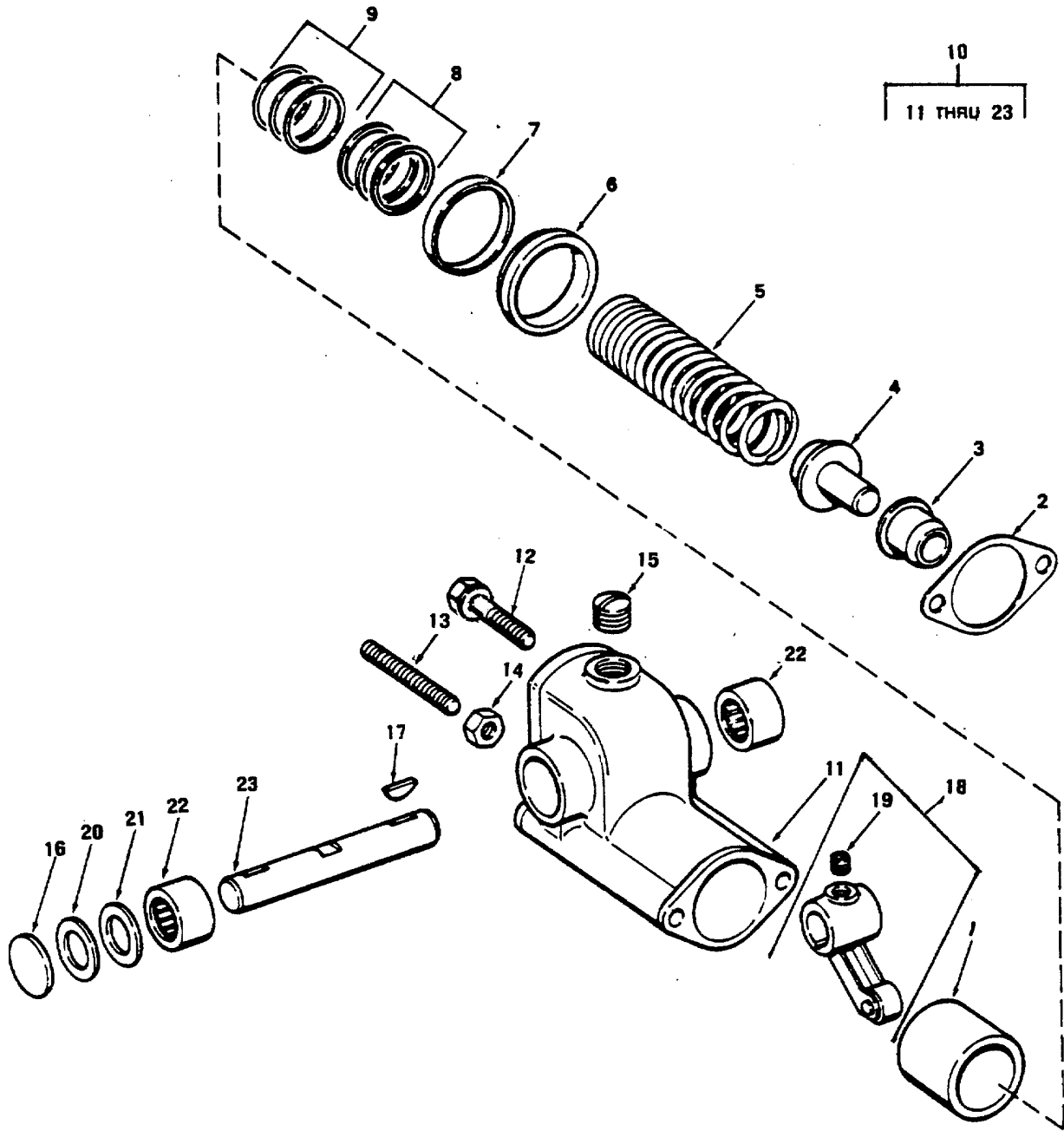


Figure 215. Governor Housing Assembly.

SECTION II

TM55-1905-219-34P-1

(1) ITEM NO	(2) SMR CODE	(3) FSCM	(4) PART NUMBER	(5) DESCRIPTION AND USABLE ON CODES(UOC)	(6) QTY
GROUP 05 ANCHOR HANDLING					
FIG. 215 GOVERNOR HOUSING ASSEMBLY					
1	XDHZZ	72582	5137276	...RETAINER, SPRING , GOV	1
2	PAHZZ	72582	5152944	...GASKET	1
3	XDHZZ	72582	5152939	...SEAT, HELICAL COMPRE.....	1
4	XDHZZ	72582	5152938	...PLUNGER GOVERNOR.....	1
5	PAHZZ	72582	5111981	...SPRING, HELICAL, COMP	1
6	XDHZZ	72582	5171784	...STOP, GOVERNOR	1
7	XDHZZ	72582	5174430	...STOP GOVERNOR	1
8	PAHZZ	72582	5136591	...SHIM .078 INCHES.....	6
9	PAHZZ	72582	5136590	...SHIM .010 INCHES.....	6
10	XDHZZ	72582	5139262	...ANGLE UNIT, CAM CONT	1
11	XDHZZ	72582	5145444	...HOUSING GOVERNOR	1
12	PACZZ	72582	9417926	...SCREW, ASSEMBLED WAS	1
13	PACZZ	96906	MS90728-10	...SCREW, CAP, HEXAGON H	1
14	XDCZZ	96906	MS51967-2	...NUT, PLAIN, HEXAGON	1
15	XDCZZ	96906	MS51884-3	...PLUG, PIPE	1
16	PACZZ	72582	142656	...PLUG, EXPANSION	1
17	PAHZZ	72582	103904	...KEY, WOODRUFF	1
18	XDHZZ	72582	5139469	...LEVER, REMOTE CONTRO	1
19	PAHZZ	72582	223065	... SETSCREW	1
20	PAHZZ	72582	5143665	...WASHER, SHOULDERED A.....	1
21	XDHZZ	72582	5153007	...WASHER, FLAT	1
22	PAHZZ	96906	MS17131-13	...BEARING, ROLLER, NEED	2
23	XDHZZ	72582	5173964	...SHAFT, STRAIGHT	1

END OF FIGURE

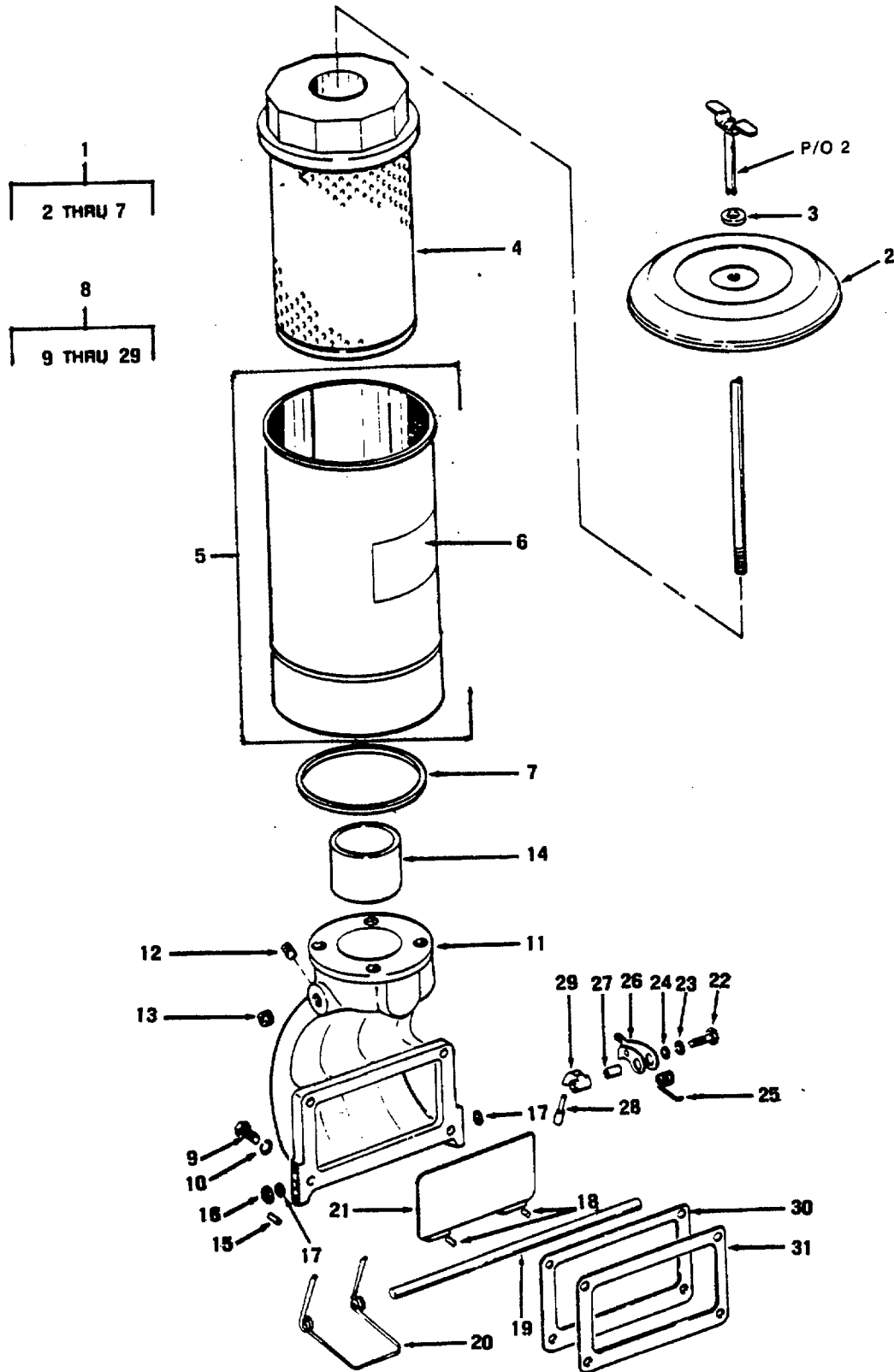


Figure 216. Air Intake.

SECTION II

TM55-1905-219-34P-1

(1) ITEM NO	(2) SMR CODE	(3) FSCM	(4) PART NUMBER	(5) DESCRIPTION AND USABLE ON CODES(UOC)	(6) QTY
GROUP 05 ANCHOR HANDLING					
FIG. 216 AIR INTAKE					
1	XDCZZ	72582	5197137	..AIR CLEANER	1
2	XDCZZ	72582	5197618	...COVER AIR CLEANER	1
3	PACZZ	72582	9028146	...GASKET	2
4	PACZZ	72582	5197619	...FILTER ELEMENT, INTA	1
5	XDCZZ	72582	5197620	...BODY ASSY AIR	1
6	XDCZZ	72582	5198155	...DECAL AIR CLEANER	1
7	XDCZZ	72582	5197661	.. .GASKET.	2
8	XDCZZ	72582	5147614	..HOUSING ASSY AIR	1
9	PACZZ	24617	180127	...SCREW, CAP, HEXAGON H	4
10	PACZZ	96906	MS35338-46	...WASHER, LOCK	4
11	XDCZZ	72582	5147331	... HOUSING AIR INLET	1
12	XDCZZ	96906	MS51884-3PLUG, PIPE	1
13	PACZZ	72582	5142549	.. .PLUG, PIPE	2
14	XDCZZ	72582	5166913	.. .TUBE MOUNTING AIR	1
15	PACZZ	72582	273436	...PIN, VALVE TO SHAFT.....	1
16	PACZZ	96906	MS15795-413	.. .WASHER, FLAT	1
17	XDCZZ	72582	5182977	...PACKING, PREFORMED.....	2
18	PACZZ	72582	273436	...PIN, VALVE TO SHAFT.....	2
19	XDCZZ	72582	5112970	... SHAFT AIR INLET.....	1
20	XDCZZ	72582	111904	... SPRING	1
21	XDCZZ	72582	5172030	... VALVE AIR INLET	1
22	PACZZ	96906	MS90728-12	...SCREW, CAP, HEXAGON H	1
23	PACZZ	96906	MS35338-44	.. .WASHER, LOCK	1
24	PACZZ	96906	MS15795-409	...WASHER, FLAT	1
25	PACZZ	72582	5114124	...SPRING, HELICAL, TORS	1
26	XDCZZ	72582	5112785	...LATCH, HOUSING	1
27	PACZZ	72582	5143836	...BUSHING, ECCENTRIC.....	1
28	XDCZZ	72582	5114974	...HANDLE ASSEMBLY, AIR.....	1
29	XDCZZ	72582	5122623	...CAM, CONTROL	1
30	KBCZZ	72582	3290612	..GASKET AND P/N 5193114, KIT	1
5192753 APPEARS IN FIGURE 210, KIT 5193114 APPEARS IN FIGURE 244 PART OF KIT P/N 5192753.....					
31	XDCZZ	72582	3290611	..PLATE AIR INLET	1

END OF FIGURE

5
6 THRU 41

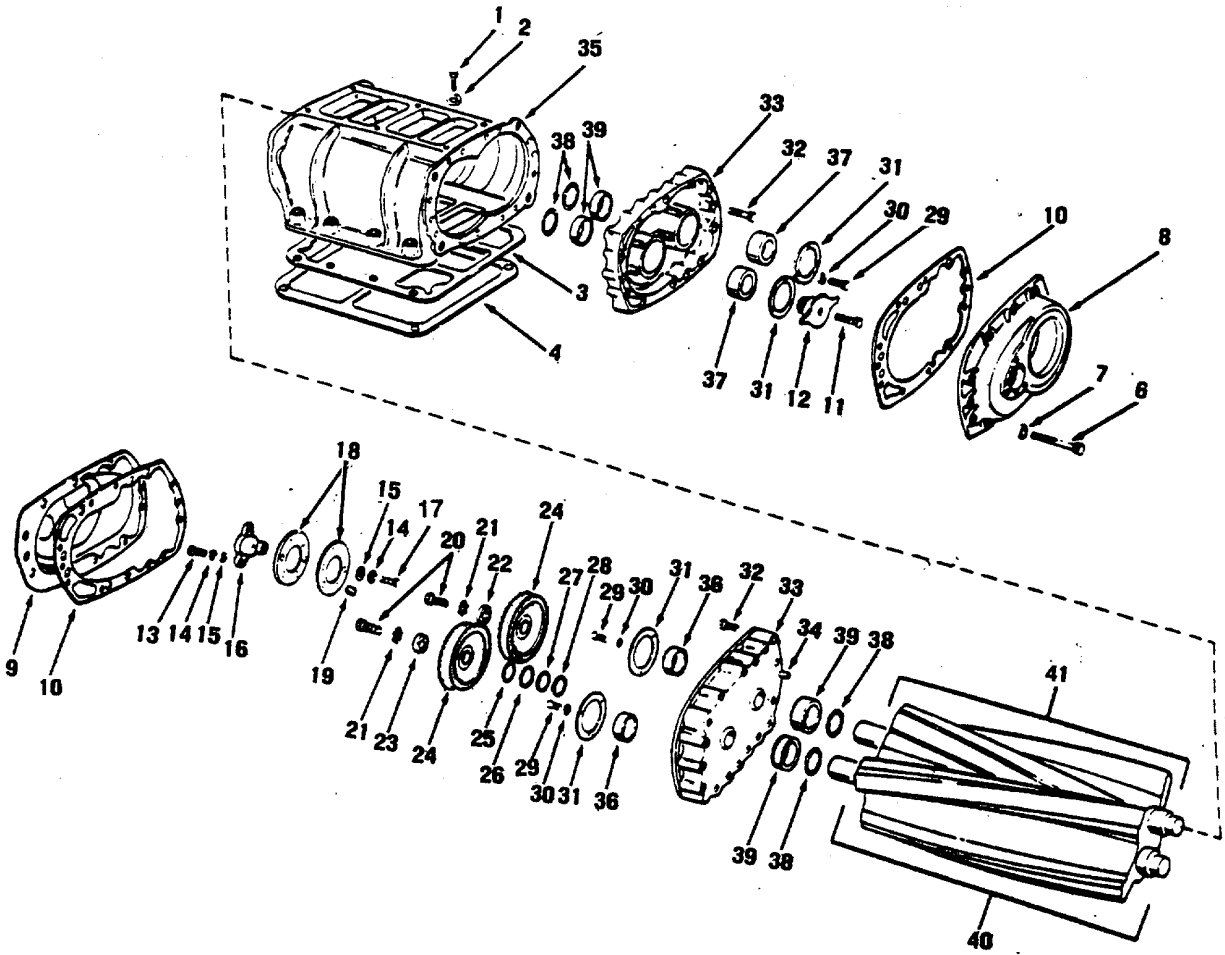


Figure 217. Blower (Sheet 1 of 2).

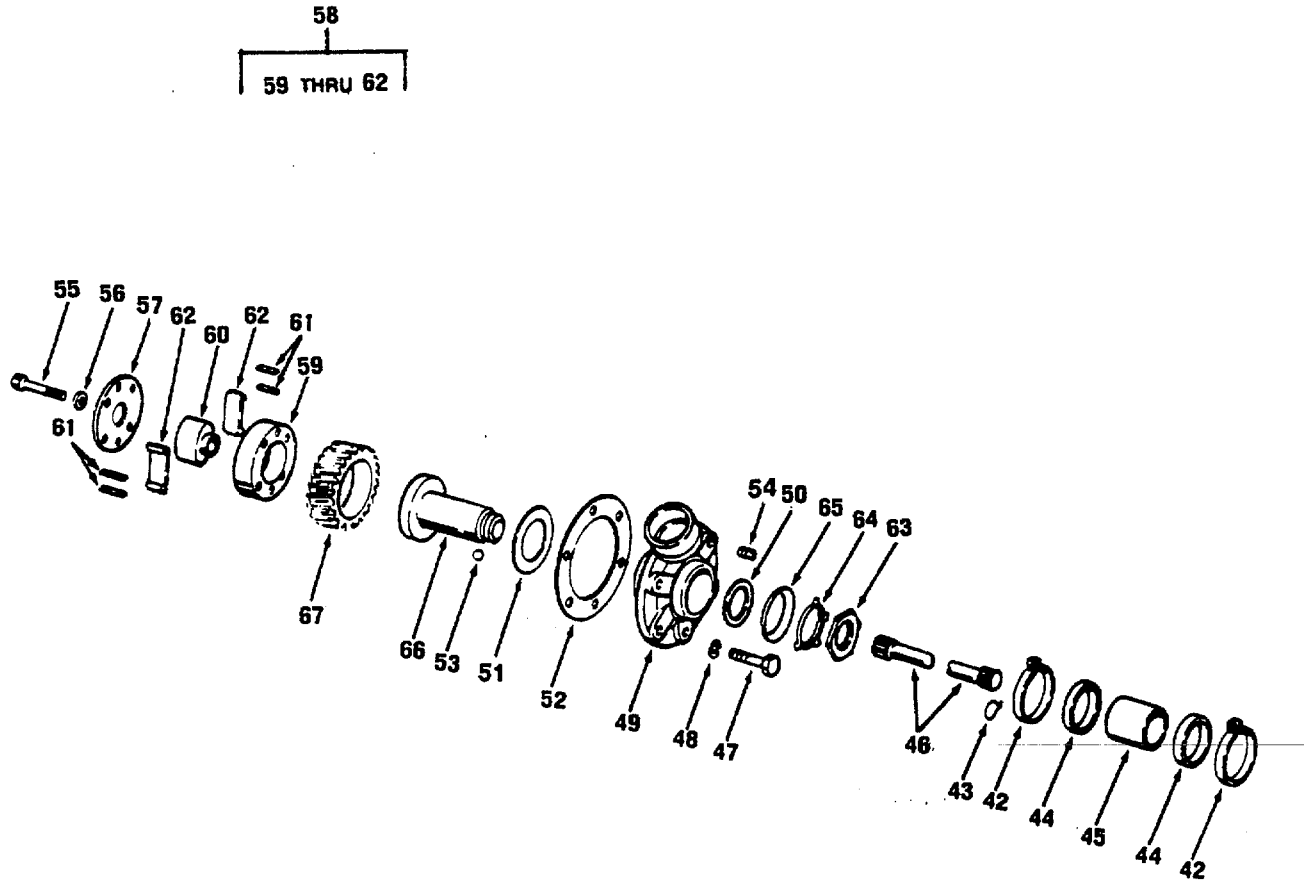


Figure 217. Blower (Sheet 2 of 2)

SECTION II

TM55-1905-219-34P-1

(1) ITEM NO	(2) SMR CODE	(3) FSCM	(4) PART NUMBER	(5) DESCRIPTION AND USABLE ON CODES(UOC)	(6) QTY
GROUP 05 ANCHOR HANDLING					
FIG. 217 BLOWER					
1	PACZZ	96906	MS90725-91	..SCREW, CAP, HEXAGON H	4
2	PACZZ	96906	MS15795-415	..WASHER, FLAT ..	4
3	KFCZZ	72582	5115657	..GASKET P/N 5193114 PART OF KIT	1
P/N 5192753					
4	KFCZZ	72582	5150780	..SCREEN BLOWER PART OF KIT P/N	1
5192753					
5	XDCZZ	72582	5138727	..BLOWER ASSEMBLY	1
6	XDHZZ	96906	MS90725-42	..BOLT, MACHINE	20
7	XDHZZ	96906	MS35338-45	..WASHER, LOCK	26
8	XDHZZ	72582	5114442	..COVER, ACCESS	1
9	XDHZZ	72582	5120726	..COVER, BLOWER HOUSIN	1
10	KFHZZ	72582	5114726	..GASKET PART OF KIT P/N 5192796.....	2
11	PAHZZ	96906	MS16998-61	..SCREW, CAP, SOCKET H E	1
12	XDHZZ	72582	5122069	.. COUPLING AND SLINGE	1
13	KFHZZ	72582	5173363	..BOLT, EXTERNALLY REL PART OF KIT	3
P/N 5192751					
14	XDHZZ	96906	MS35338-45	..WASHER, LOCK PART OF KIT P/N	6
5192751					
15	KFHZO	96906	MS27183-11	..WASHER, FLAT PART OF KIT P/N	6
5192751					
16	KFHZZ	72582	5173366	..HUB, GEAR PART OF KIT P/N 5192751.....	1
17	KFHZZ	72582	5173362	..BOLT, EXTERNALLY REL PART OF KIT	3
P/N 5192751					
18	KFHZZ	72582	5173365	..PLATE, RETAINING, SHA PART OF KIT	2
P/N 5192751					
19	KFHZZ	72582	5173364	..SPACER, SLEEVE PART OF KIT P/N.....	3
5192751					
20	PAHZZ	96906	MS90727-111	..SCREW, CAP, HEXAGON H	2
21	XDHZZ	96906	MS35338-48	..WASHER, LOCK	2
22	XDHZZ	72582	5154401	..DISK, COUPLING, BLOWE.....	1
23	PAHZZ	72582	5154400	..WASHER, KEY	1
24	PAHZZ	72582	5192234	..GEAR SET, SPUR, MATCH	1
25	KFHZZ	72582	5150372	..SHIM .002 INCHES PART OF KIT P/N	1
5192796					
26	KFHZZ	72582	5153938	..SHIM .003 INCHES PART OF KIT P/N	1
5192796					
27	KFHZZ	72582	5150855	..SHIM .005 INCHES PART OF KIT P/N	1
5192796					
28	KFHZZ	72582	5150856	..SHIM .010 INCHES PART OF KIT	1
P/N 5192796					
29	PAHZZ	96906	MS90725-6	..SCREW, CAP, HEXAGON H	12
30	PAHZZ	96906	MS35338-44	..WASHER, LOCK	12
31	XDHZZ	72582	5179017	..RETAINER, PACKING	4
32	XDHZZ	96906	MS35275-300	.. SCREW, MACHINE	4
33	XDHZZ	72582	5193719	..PLATE ASSY, BLOWER H.....	2
34	XDHZZ	72582	5114528PIN, STRAIGHT, HEADLE	4
35	XDHZZ	72582	5138516	..HOUSING BLOWER	1
36	KFHZZ	72582	954418	..BEARING, BALL, ANNULA PART OF KIT	2

SECTION II

TM55-1905-219-34P-1

(1) ITEM NO	(2) SMR CODE	(3) FSCM	(4) PART NUMBER	(5) DESCRIPTION AND USABLE ON CODES(UOC)	(6) QTY
37	KFHZZ	72582	7451054	P/N 5192796BEARING, ROLLER, CYLI PART OF KIT	2
38	KFHZZ	72582	5192438	P/N 5192796SEAL, PLAIN ENCASED PART OF KIT.....	4
39	KFHZZ	72582	5192439	P/N 5192796BUSHING, SLEEVE PART OF KIT P/N 5192796	4
40	XDHZZ	72582	5138559	...ROTOR ASSEMBLY, BLOW	1
41	XDHZZ	72582	5138557	...ROTOR ASSEMBLY, BLOW	1
42	XDHZZ	72582	5138336	..CLAMP, HOSE	2
43	PAHZZ	72582	5154637	..RING, RETAINING	1
44	KFHZZ	72582	5172865	..GASKET PART OF KIT P/N 5192753	
45	XDHZZ	72582	5118354	..BUSHING, SLEEVE.....	1
46	XDHZZ	72582	5154639	..SHAFT, SHOULDERED	1
47	PAHZZ	96906	MS90727-59	..SCREW, CAP, HEXAGON H	2
48	PAHZZ	96906	MS35338-46	..WASHER, LOCK	2
49	XDHZZ	72582	5122528	..SUPPORT, BLOWER DRIV	
50	PAHZZ	72582	5122530	...BEARING, SLEEVE.....	2
51	XDHZZ	72582	5122529	...BEARING, WASHER, THRU	1
52	PAHZZ	72582	5150286	..GASKET PART OF KIT P/N 5193114	1
53	XDHZZ	72582	169067	..BALL, BEARING	1
54	XDHZO	76191	9112001	..PLUG, PIPE	1
55	PAHZZ	72582	5150350	..BOLT, MACHINE	6
56	XDHZZ	96906	MS35338-45	..WASHER, LOCK	6
57	XDHZZ	72582	5150349	..RETAINER, PACKING.....	1
58	XDHZZ	72582	5103377	..COUPLING ASSEMBLYB	1
59	XDHZZ	72582	5150345	...SUPPORT, COUPLING SP	1
60	XDHZZ	72582	5150348	...CAM, BLOWER DRIVE	1
61	XDHZZ	72582	5150346	...SEAT, BLOWER DRIVE	4
62	XDHZZ	72582	5196314	...PACK KIT, SPRING, BLO	1
63	XDHZZ	72582	5152804	..NUT, PLAIN , HEX AGON	2
64	XDHZZ	72582	5150281	..WASHER, KEY	1
65	XDHZZ	72582	5158901	..BEARING, WASHER, THRU	1
66	XDHZZ	72582	5150279	..HUB, BLOWER DRIVE GE	1
67	XDHZZ	72582	5115898	..GEAR, HELICAL	1
	PAHZZ	72582	5192751	PARTS KIT, BLOWER HU	1
				BOLT, EXTERNALLY REL (3) 217-13	
				BOLT, EXTERNALLY REL (3) 217-17	
				HUB, GEAR (1) 217-16	
				PLATE, RETAINING, SHA (2) 217-18	
				SPACER, SLEEVE (3) 217-19	
				WASHER, FLAT (6) 217-15	
				WASHER, LOCK (6) 217-14	
	PAHZZ	72582	5192796	PARTS KIT, DIESEL EN.....	1
				BEARING, BALL, ANNULAC (2) 12-21	
				BEARING, ROLLER, CYLI (2) 12-26	
				BEARING, SLEEVE (2) 12-31	
				BEARING, BALL, ANNULA (2) 217-36	
				BEARING, ROLLER, CYLI (2) 217-37	
				BUSHING, SLEEVE (4) 217-39	
				GASKET (2) 217-10	
				RING 1/4INCH TUBE (1) 12-24	

SECTION II

TM55-1905-219-34P-1

(1) ITEM NO	(2) SMR CODE	(3) FSCM	(4) PART NUMBER	(5) DESCRIPTION AND USABLE ON CODES(UOC)	(6) QTY
				SEAL, PLAIN ENCASED	(4) 12-20
				SEAL, PLAIN ENCASED	(4) 217-38
				SHIM	(1) 12-15
				SHIM	(1) 12-15
				SHIM	(1) 12-15
				SHIM	(1) 12-15
				SHIM	(1) 217-25
				SHIM	(1) 217-26
				SHIM	(1) 217-27
				SHIM	(1) 217-28
				WASHER, LOCK	(1) 12-2
PACZZ	72582	5192753		GASKET SET	1
				GASKET	(1) 216-30
				GASKET	(1) 217-3
				GASKET	(2) 217-44
				GASKET	(1) 218-4
				SCREEN BLOWER	(1) 217-4

END OF FIGURE

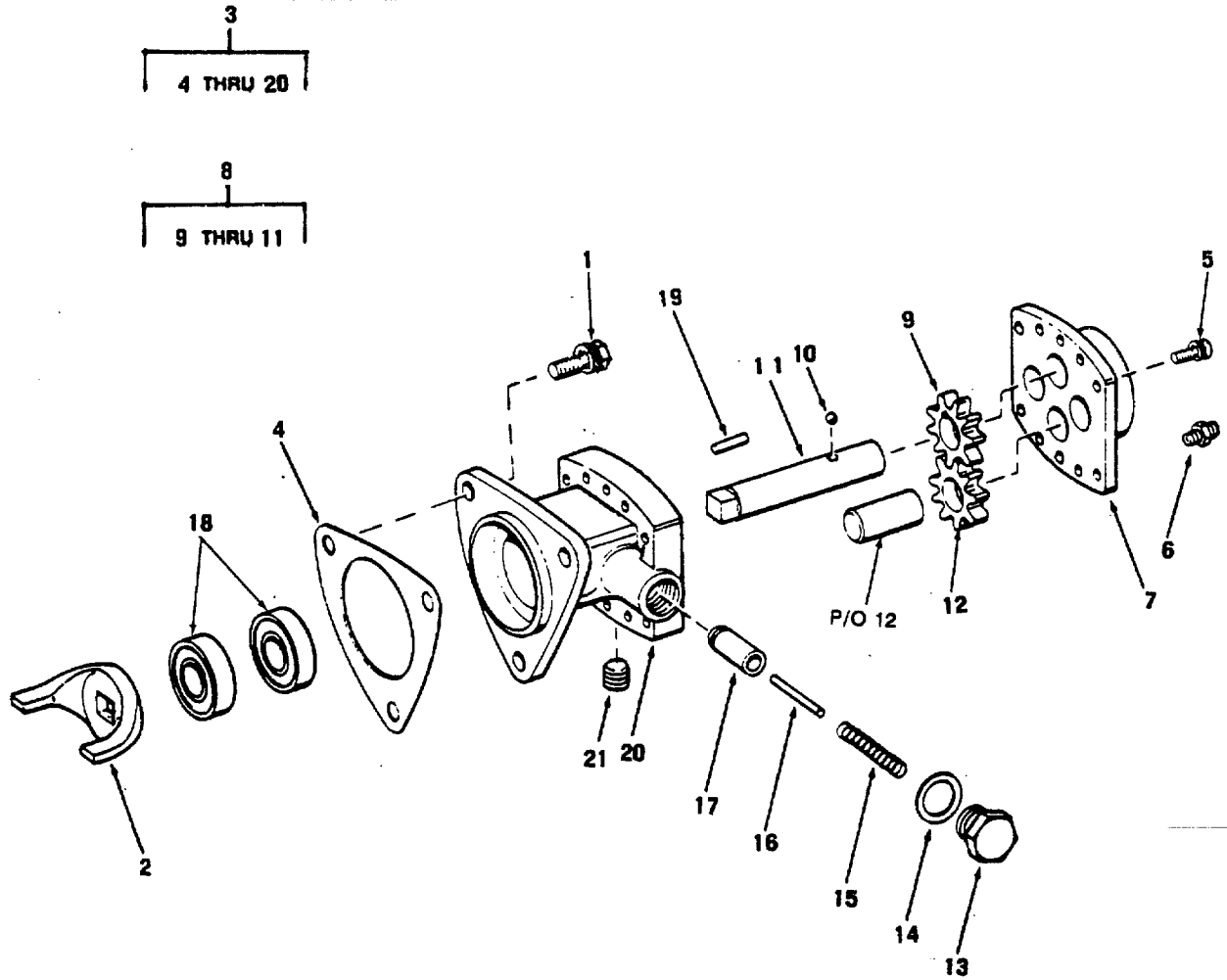


Figure 218. Fuel Pump.

SECTION II

TM55-1905-219-34P-1

(1) ITEM NO	(2) SMR CODE	(3) FSCM	(4) PART NUMBER	(5) DESCRIPTION AND USABLE ON CODES(UOC)	(6) QTY
GROUP 05 ANCHOR HANDLING					
FIG. 218 FUEL PUMP					
1	PACZZ	24617	5118219	..BDLT, ASSEMBLED WASH.....	3
2	XDCZZ	72582	5150199	..FORK, COUPLING, FUEL.....	1
3	PACHF	72582	5199561	..PUMP, FUEL, METERING	1
4	PACZZ	72582	5150193	..GASKET KIT LISTED IN FIGURE 210.....	1
PART OF KIT P/N 5192753.....					
5	PACZZ	72582	3719219	...BOLT, MACHINE	8
6	XDCZZ	96906	MS39232-2	...REDUCER, PIPE	
7	XDCZZ	72582	5134628	...COVER FUEL PUMP.....	1
8	XDCZZ	72582	5181746	...GEARSHAFT, SPUR	1
9	XDCZZ	2582 5	174975GEAR, SPUR.....	1
10	XDCZZ	72582	147481BALL 1/8 INCH STEEL.....	
11	XDCZZ	72582	5178700SHAFT, STRAIGHT	1
12	XDCZZ	72582	5181747	...GEAR, SPUR INCLUDES SHAFT NOT	1
PROCURED SEPARATELY.....					
13	XDCZZ	72582	5174971	...PLUG, MACHINE THREAD.....	1
14	PCCZZ	72582	5161003	... GASKET	1
15	XDCZZ	72582	5184530	...SPRING, HELICAL, COMP	1
16	XDCZZ	96906	MS16556-838	...PIN, STRAIGHT, HEADLE	1
17	XDCZZ	72582	5174973	...VALVE, RELIEF.....	1
18	PACZZ	72582	5230007	...SEAL, PLAIN ENCASED	2
19	XDCZZ	72582	141195	...PIN, STRAIGHT, HEADLE	2
20	XDCZZ	72582	5113776	...BODY, FUEL PUMP	1
21	PACZO	76197	9112001	..PLUG, PIPE	2

END OF FIGURE

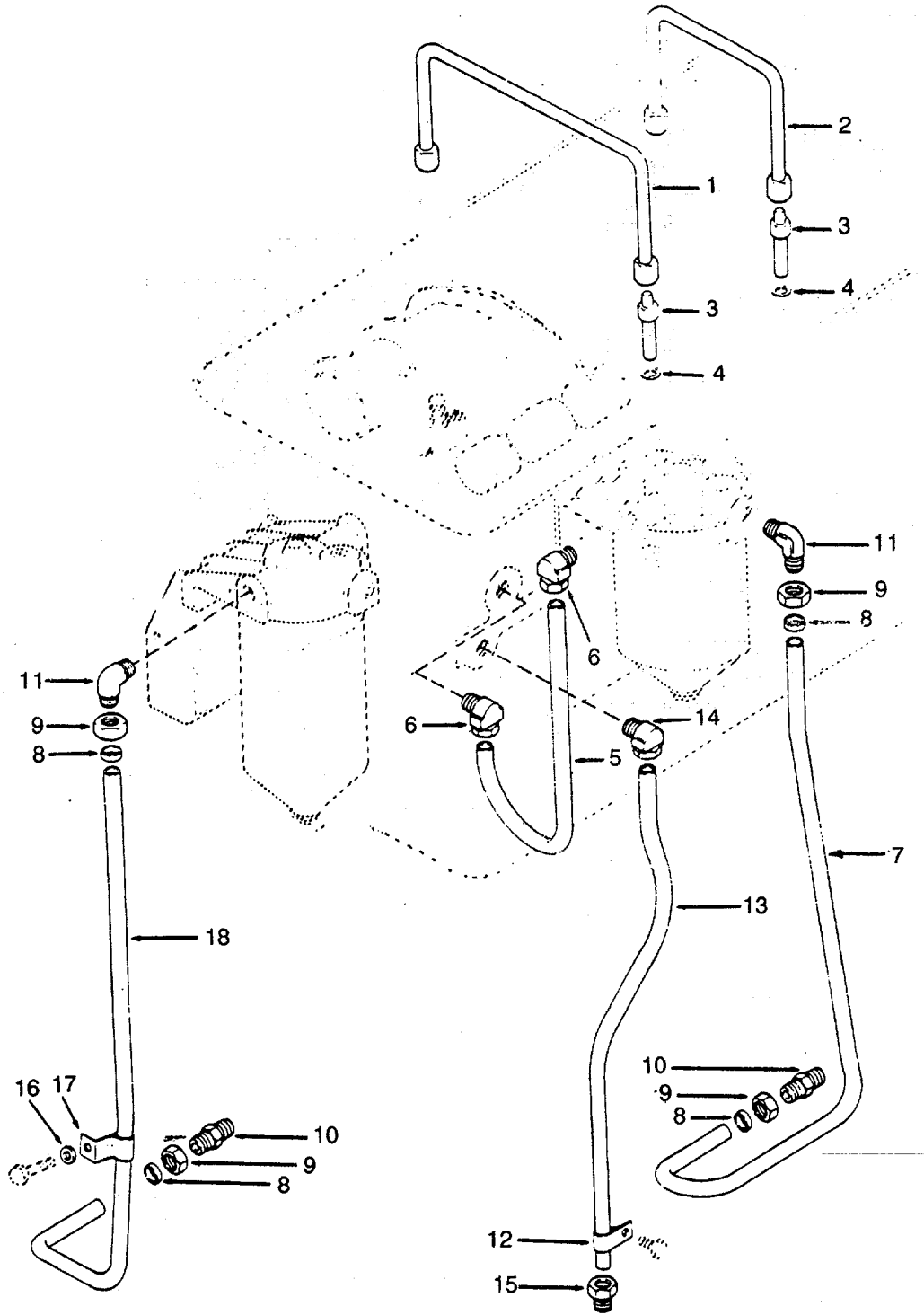


Figure 219. Fuel Lines

SECTION II

TM55-1905-219-34P-1

(1) ITEM NO	(2) SMR CODE	(3) FSCM	(4) PART NUMBER	(5) DESCRIPTION AND USABLE ON CODES(UOC)	(6) QTY
GROUP 05 ANCHOR HANDLING					
FIG. 219 FUEL LINES					
1	XDCZZ	72582	5111527	..TUBE ASSEMBLY, METAL LONG.....	4
2	XDCZZ	72582	5111526	..TUBE ASSEMBLY, METAL SHORT	4
3	XDCZZ	72582	5117369	..ADAPTER, STRAIGHT, TU	8
4	XDCZZ	72582	5125108	..WASHER, FLAT	8
5	XDCZZ	72582	5123067	..TUBE ASSEMBLY, METAL	1
6	XDCZZ	72582	137423	..ELBOW, PIPE TO TUBE	2
7	XDCZZ	72582	5184022	..TURBE, BENT, METALLIC.....	1
8	PACZZ	72582	5179938	..SEAL, RING.....	4
9	XDCZZ	72532	5179937	..NUT, TUBE COUPLING	4
10	XDCZZ	72582	5138305	..ADAPTER, STRAIGHT, PI	2
11	XDCZZ	72582	5179969	..ELBOW, PIPE TO TUBE	2
12	XDCZZ	72582	5178450	..CLIP SPECIAL FUEL.....	1
13	XDCZZ	72582	5123057	..TUBE ASSEMBLY	1
14	XDCZZ	72582	5128927	..ELBOW, PIPE TO TUBE	1
15	XDCZZ	72582	187343	..ADAPTER, STRAIGHT, PI	1
16	PACZZ	96906	MS15795-415	..WASHER, FLAT	1
17	XDCZZ	72582	5110070	..CLIP, TUBE	1
18	XDCZZ	72582	5184044	..TUBE, STRAINER, FUEL	1

END OF FIGURE

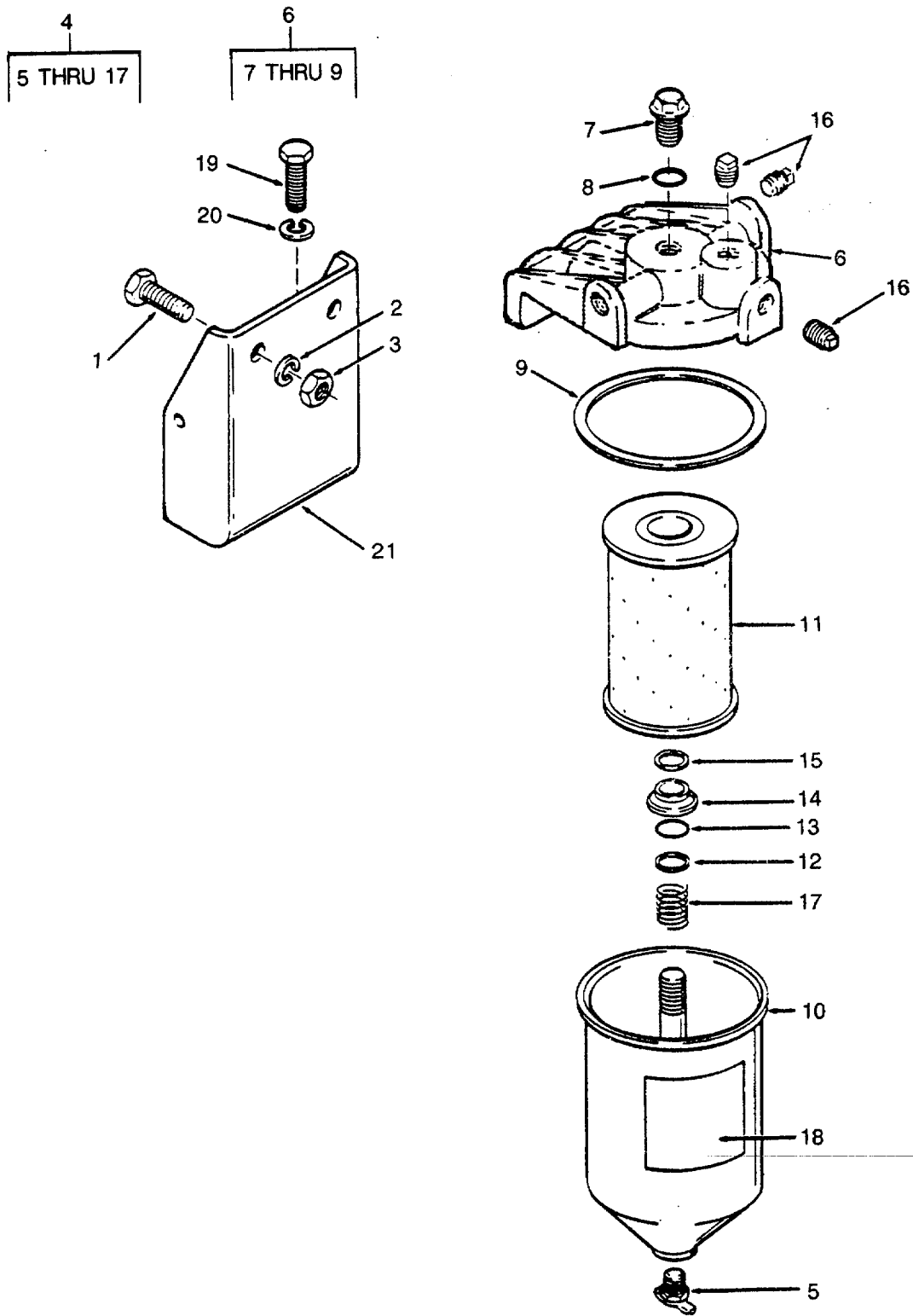


Figure 220. Fuel Strainer

SECTION II

TM55-1905-219-34P-1

(1) ITEM NO	(2) SMR CODE	(3) FSCM	(4) PART NUMBER	(5) DESCRIPTION AND USABLE ON CODES(UOC)	(6) QTY
GROUP 05 ANCHOR HANDLING					
FIG. 220 FUEL STRAINER					
1	PACZZ	96906	MS18153-61	..SCREW, CAP, HEXAGON H	2
2	PACZZ	96906	MS35338-46	..WASHER, LOCK	2
3	PACZZ	96906	MS51967-8	..NUT, PLAIN, HEXAGON	2
4	PACZZ	70040	T60	..FILTER, FLUID	1
5	XDCZZ	96906	MS35783-2	...COCK, DRAIN	1
6	XDCZZ	72582	6436253	...COVER FUEL STRAINER	1
7	XDCZZ	72582	6435793	...BOLT, FUEL FILTER CO.....	1
8	PCCZZ	72582	6435794	...GASKET	1
9	PCCZZ	72582	5574161 GASKET	1
10	PACZZ	70040	5577586	...FILTER BODY, FLUID	1
11	PACZZ	81136	ATS53	... FILTER ELEMENT, FLUI INCLUDES.....	1
GASKETS 6435794 AND 5574161					
12	PACZZ	70040	OF209	...SEAT, HELICAL COMPRE	1
13	PACZZ	70040	5574126	... GASKET	1
14	PACZZ	72582	5574123	...SEAT, FUEL FILTER EL.....	1
15	XDCZZ	72582	5574120	...RING, RETAINING	1
16	XDCZZ	96906	MS21336-3S	... PLUG PIPE	3
17	XDCZZ	72582	5574124	...SPRING, HELICAL, CCMP	1
18	XDCZZ	72583	5193706	..PLATE.....	1
19	PACZZ	96906	MS18154-60	..SCREW, CAP, HEXAGON H	2
20	XDCZZ	96906	MS35338-48	..WASHER, LOCK	2
21	XDCZZ	72582	5113207	..BRACKET FUEL.....	1

END OF FIGURE

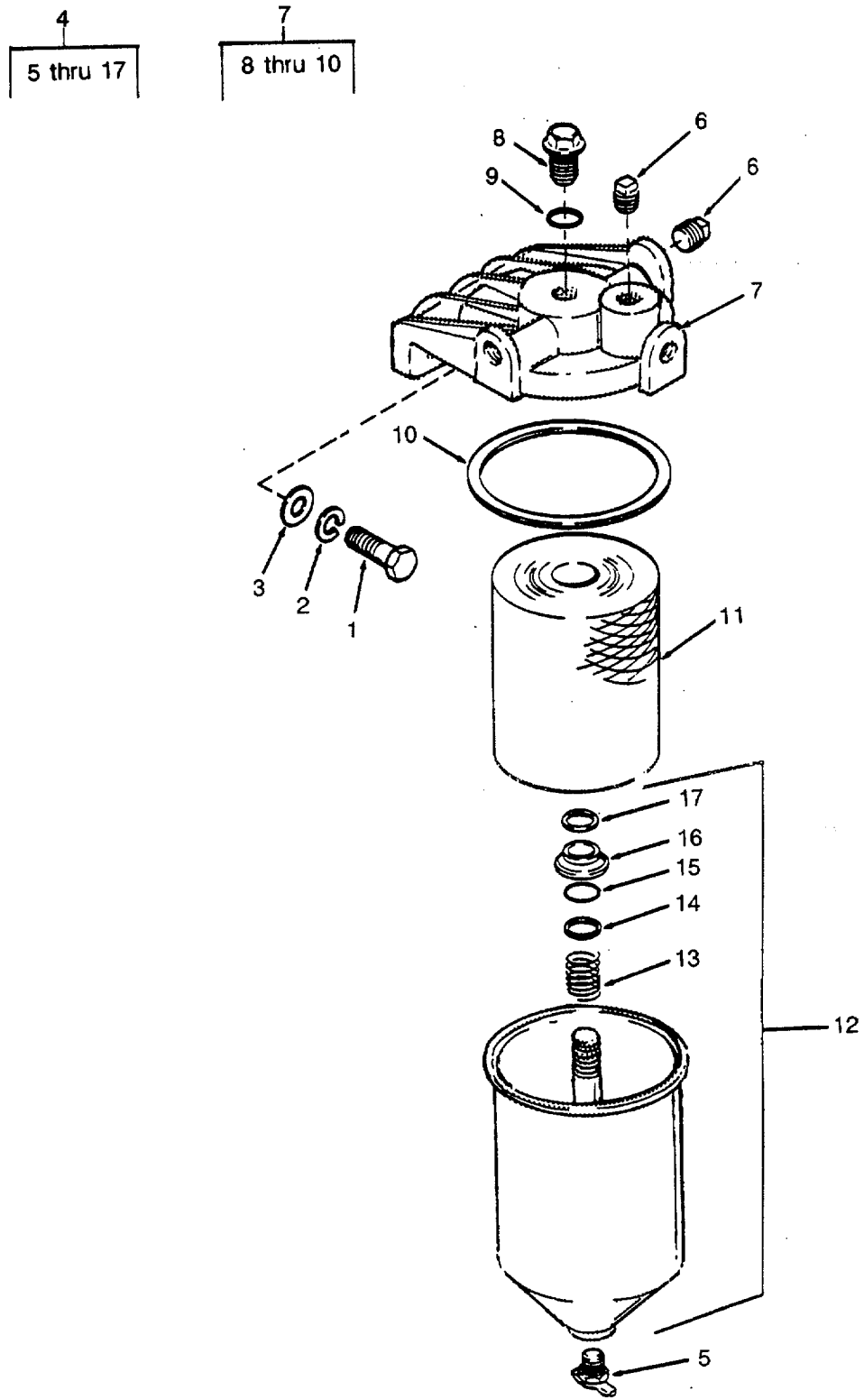


Figure 221. Fuel Filter

SECTION II

TM55-1905-219-34P-1

(1) ITEM NO	(2) SMR CODE	(3) FSCM	(4) PART NUMBER	(5) DESCRIPTION AND USABLE ON CODES(UOC)	(6) QTY
GROUP 05 ANCHOR HANDLING					
FIG. 221 FUEL FILTER					
1	PACZZ	96906	MS18154-60	..SCREW, CAP, HEXAGON H	2
2	XDCZZ	96906	MS35338-46	..WASHER, LOCK	2
3	PACZZ	96906	MS15795-413	..WASHER, FLAT	2
4	PACZZ	72582	5573949	..FILTER, FLUID	1
5	XDCZZ	96906	MS35783-2	...COCK, DRAIN	1
6	XDCZZ	96906	MS21336-3	...PLUG PIPE	2
7	XDCZZ	72582	6436254	...HEAD, FLUID FILTER	1
8	XDCZZ	72582	5574118BOLT, SHOULDER.....	1
9	PCCZZ	72582	150353fWASHER, FLAT	1
10	PCCZZ	72582	5574161 GASKET	1
11	XDCZZ	72582	5573261	...ELEMENT	1
12	XDCZZ	72582	5574125	...FILTER BODY, FLUID BODY NOT	1
PROCURED SEPARATELY					
13	XDCZZ	72582	5574124SPRING, HELICAL, COMP.	1
14	XDCZZ	70040	0F209SEAT, HELICAL COMPRE.....	1
15	PACZZ	70040	5574126	... GASKET	1
16	PACZZ	72582	5574123SEAT, FUEL FILTER EL	1
17	XDCZZ	72582	5574120RING, RETAINING.	1

END OF FIGURE

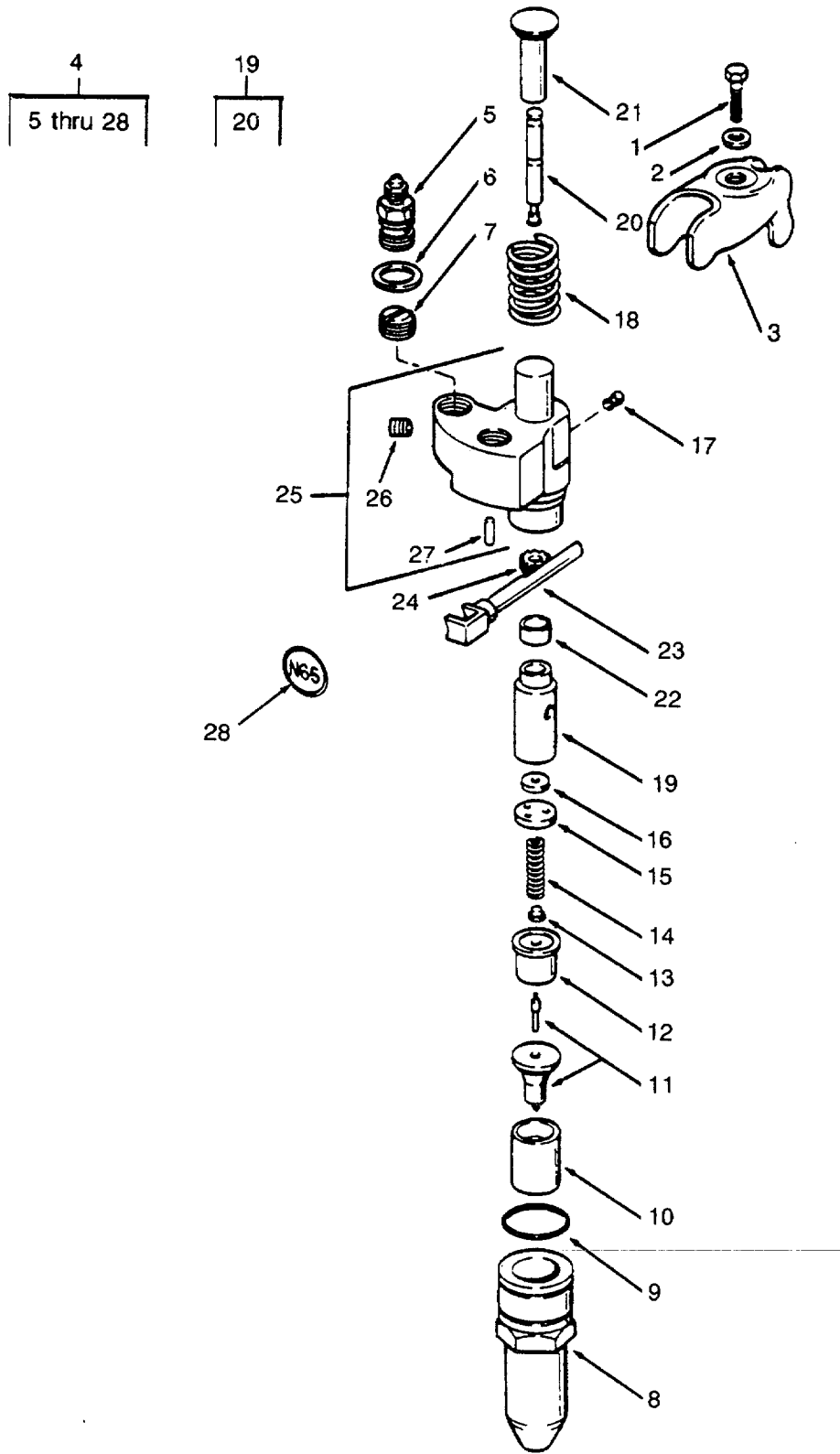


Figure 222. Fuel Injectors

SECTION II

TM55-1905-219-34P-1

(1) ITEM NO	(2) SMR CODE	(3) FSCM	(4) PART NUMBER	(5) DESCRIPTION AND USABLE ON CODES(UOC)	(6) QTY
GROUP 05 ANCHOR HANDLING					
FIG. 222 FUEL INJECTOR					
1	PACZZ	96906	MS90725-66	...SCREW, CAP, HEXAGON H	4
2	PACZZ	96906	MS27183-13	...WASHER, FLAT	4
3	PACZZ	72582	5121259	...CLAMP, FUEL INJECTOR	4
4	PACHH	72582	5228900	...INJECTOR ASSEMBLY, F	4
5	XDHZZ	72582	5228588	...ADAPTER, STRAIGHT	2
6	KFHZZ	72582	5226186	...SPACER, RING PART OF KIT P/N.....	2
7	KFHZZ	72582	5228587	5228701	
				...FILTER ELEMENT, FLUI PART OF KIT	1
				P/N 5228701	
8	PAHZZ	72582	5228601	...NUT, INJECTOR, VALVE	1
9	KFHZZ	72582	5229167	...PACKING, PREFORMED PART OF KIT P/N.....	1
				5228701.....	
10	XDHZZ	72582	5228109	...SPACER, SLEEVE	1
11	PAHZZ	72582	5229030	...SPRAY TIP, NOZZLE, FU	1
12	PAHZZ	72582	5228594	...SEAT, HELICAL COMPRE	1
13	KFHZZ	72582	5228766	...SEAT, HELICAL COMPRE PART OF KIT.....	1
				P/N 5228769.....	
14	KFHZZ	72582	522859o	...SPRING HELICAL COMP PART OF KIT	1
				P/N 5228769	
15	PAHZZ	71934	5228696	...GAGE, VALVE INJECTOR	1
16	PAHZZ	72582	5228694	...DISK, SOLID, PLAIN	1
17	PAHZZ	72582	5228608	...PIN, STOP, FUEL INJEC	1
18	PAHZZ	72582	5228739	...SPRING, HELICAL COMP	1
19	PAHZZ	72582	5228928	...PARTS KIT, FUEL INJE	1
20	XDHZZ	72582	5226393	...PIN, ST RAIGHT T, HEADLE	1
21	PAHZZ	72582	5228104	...GUIDE, FOLLOWER	1
22	PAHZZ	72582	5228586	...SPACER, SLEEVE	1
23	PAHZZ	72582	5226719	... RACK, INJECTOR	1
24	PAHZZ	72582	5226400	...GEAR, SPUR.....	1
25	XDHZZ	72582	5228583	...BODY ASSEMBLY, FUEL	1
26	PAHZZ	72582	5226912	...PIN, ST RAIGHT, HEADLE	1
27	PAHZZ	72582	5226416	...PIN, STRAIGHT, HEADLE	1
28	XDHZZ	72582	5228848	... PLATE.....	1
	PAHZZ	72582	5228769	PARTS KIT, FUEL INJE.	1
				SEAT, HELICAL COMPRE (1) 222-13	
				SPRING, HELICAL, COMP (1) 222-14	
	PAHZZ	72582	5228701	PARTS KIT, FUEL INJE.	1
				FILTER ELEMENT, FLUI (1) 18-11	
				FILTER ELEMENT, FLUI (1) 222-7	
				PACKING, PREFORMED (1) 18-13	
				PACKING, PREFORMED (1) 222-9	
				SPACER, RING (2) 222-6	

END OF FIGURE

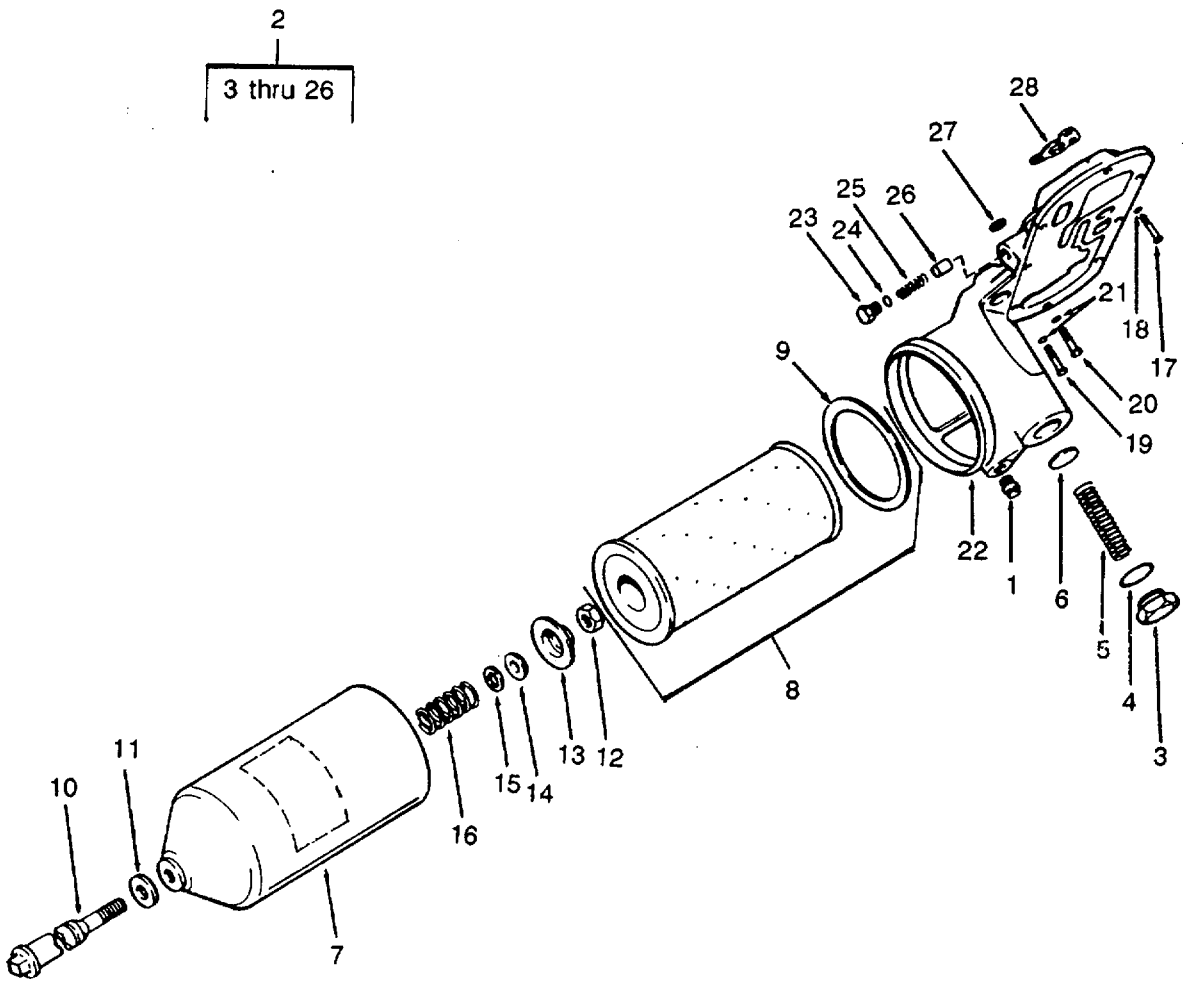


Figure 223. Oil Filter (Sheet 1 of 2)

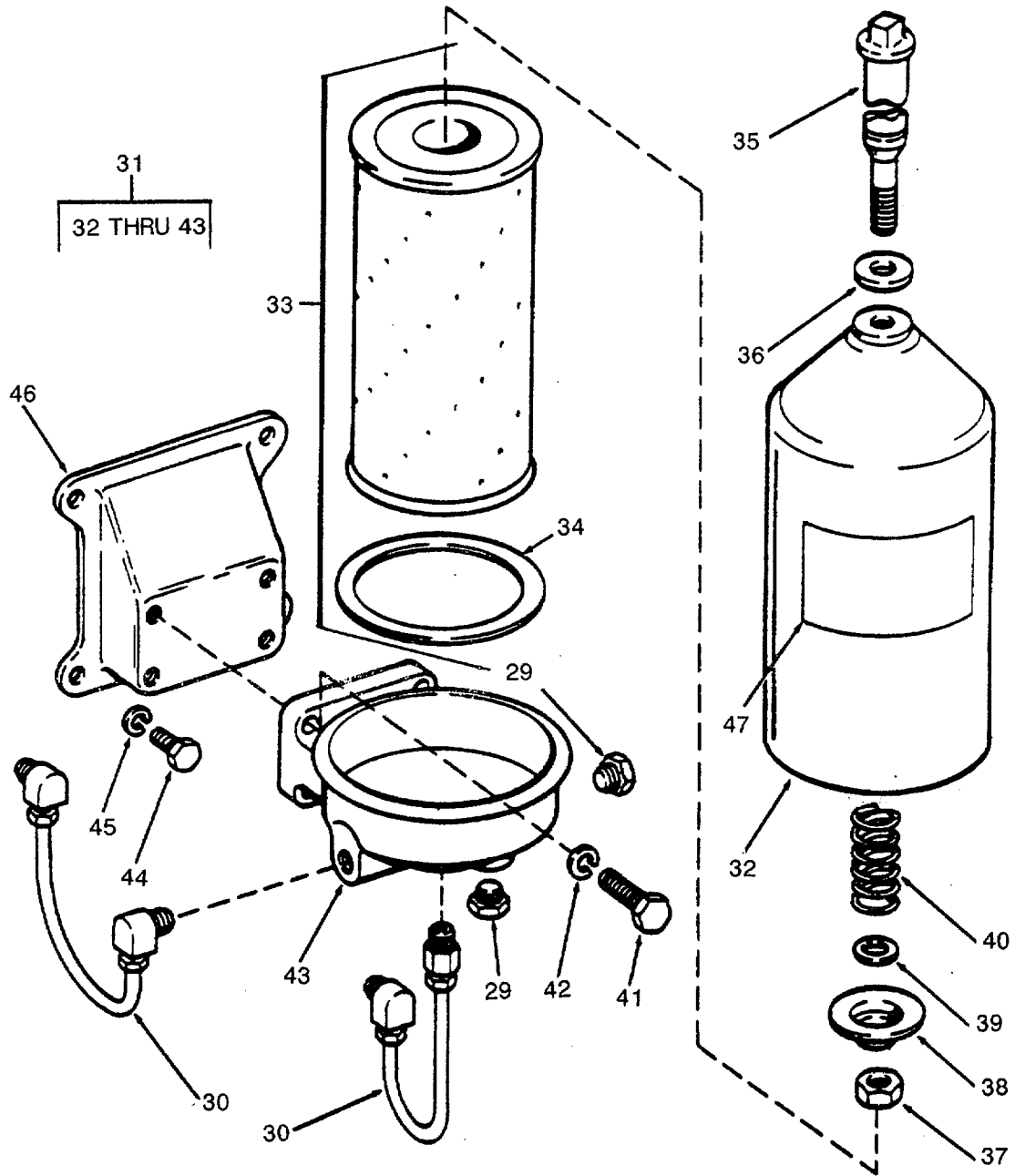


Figure 223. Oil Filter (Sheet 2 of 2)

SECTION II

TM55-1905-219-34P-1

(1) ITEM NO	(2) SMR CODE	(3) FSCM	(4) PART NUMBER	(5) DESCRIPTION AND USABLE ON CODES(UOC)	(6) QTY
GROUP 05 ANCHOR HANDLING					
FIG. 223 OIL FILTER					
1	XDCZZ	96906	MS51884-3	..PLUG, PIPE	1
2	XDCZO	72582	5194288	..FILTER, FLUID	1
3	PACZZ	72582	5126686	...PLUG, MACHINE THREAD	1
4	PACZZ	72582	5575086	...GASKET	1
5	PACZZ	72582	5133594	...SPRING, HELICAL, COMP	1
6	PACZZ	72582	5133431	...DISK, VALVE	1
7	PACZZ	72582	5574008	...COVER, FLUID FILTER	1
8	PACZZ	96906	MS35802-3	...FILTER ELEMENT, FLUI	1
9	PACZZ	72582	5571024	... GASKET	1
10	XDCZZ	72582	5120740	...BOLT SHOULDER	1
11	PACZZ	72582	6437298	...GASKET SET	1
12	PACZZ	96906	MS51968-20	...NUT, PLAIN, HEXAGON	1
13	PACZZ	72582	5187309	...RETAINER, PACKING	1
14	PACZZ	72582	5187310	...PACKING, PREFORMED	1
15	PACZZ	72582	5154538	...SPACER, RING	1
16	PACZZ	72582	5187308	...SPRING, HELICAL, COMP	1
17	PACZZ	96906	MS90725-62	...SCREW, CAP, HEXAGON H	3
18	PACZZ	96906	MS15795-513	...WASHER, FLAT	1
19	XDCZZ	96906	MS90725-63	...SCREW CAP HEX HEAD	3
20	XDCZZ	72582	179846	...SCREW, CAP, HEXAGON	1
21	PACZZ	96906	MS35338-46	...WASHER, LOCK	6
22	XDCZZ	72582	5123636	...ADAPTER, OIL COOLER	1
23	XDCZZ	72582	5177772	...PLUG, MACHINE THREAD	1
24	PACZZ	15434	60598	...WASHER, FLAT	1
25	PACZZ	72582	5177778	...SPRING, HELICAL, COMP	1
26	PACZZ	72582	5177777	...VALVE, OIL PRESSURE	1
27	PCCZZ	72582	5150154	.. GASKET PART OF KIT P/N 5193114	2
28	PCCZZ	72582	5152904	WASHER, FLAT PART OF KIT P/N	1
				5193114	
29	XDCZZ	96906	MS51884-3	..PLUG, PIPE	2
30	XDCZZ	72582	5571540	..TUBE OIL FILTER	2
31	XDCZZ	72582	5572941	..FILTER ELEMENT, FLUI	1
32	XDCZZ	72582	5574008	...COVER, FLUID FILTER	1
33	PACZZ	96906	MS35345-1	...FILTER ELEMENT FLUI	1
34	XACZZ	72582	5571024	...GASKET	1
35	XDCZZ	72582	1595893	...STUD, PLAIN	1
36	PACZZ	72582	6437298	..GASKET SET.	1
37	PACZZ	96906	MS51968-20	...NUT, PLAIN, HEXAGON	1
38	XDCZZ	72582	5187309	...RETAINER, PACKING.....	1
39	PACZZ	72582	5154538	...SPACER, RING	1
40	PACZZ	72582	1503518	...SPRING, HELICAL, COMP	1
41	PACZZ	96906	MS18154-60	...SCREW, CAP, HEXAGON H	4
42	PACZZ	96906	MS35338-46	...WASHER, LOCK	4
43	XDCZZ	72582	5571505	...COVER OIL FILTER	1
44	XDCZZ	96906	MS90725-90	...SCREW, CAP, HEXAGON H	4
45	PACZZ	96906	MS35338-47	..WASHER, LOCK	4
46	XBCZZ	72582	5186068	..BRACKET OIL FILTER.....	1
47	XDCZZ	72582	5573199	..PLATE.....	1

END OF FIGURE

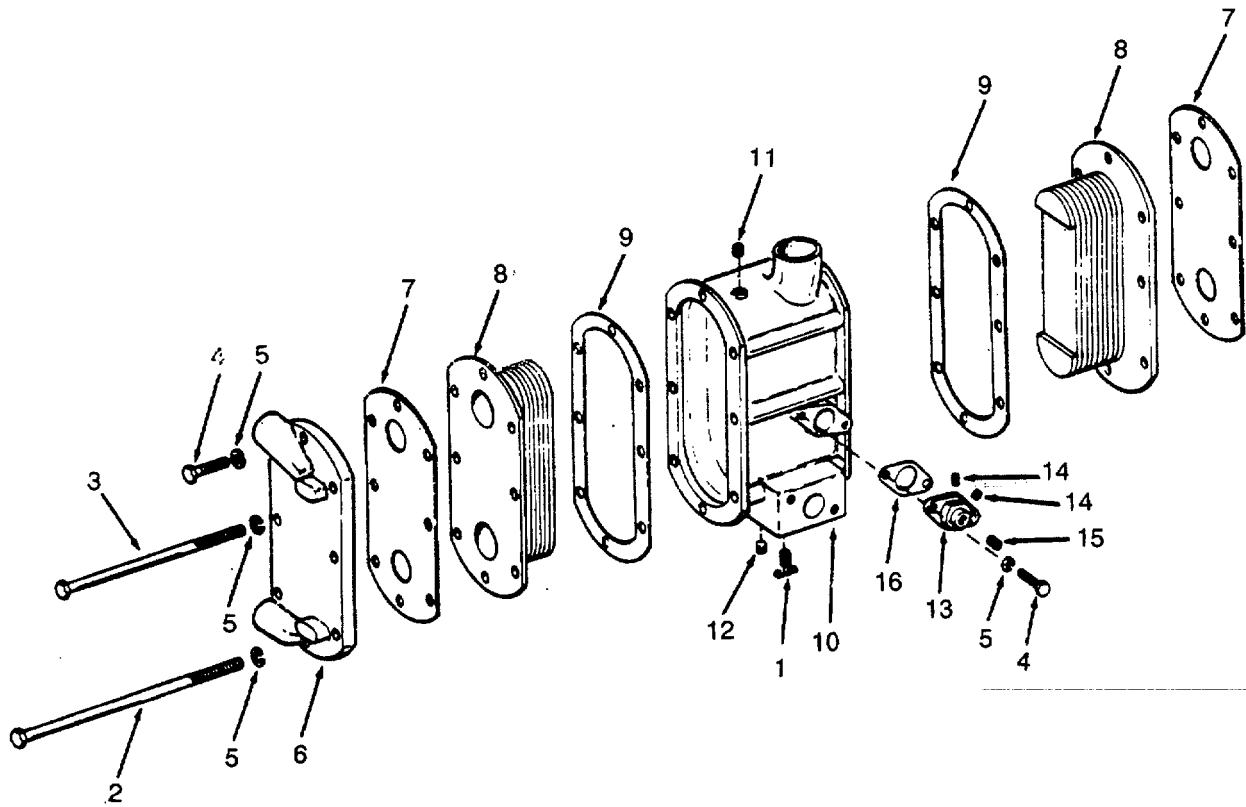


Figure 224. Oil Cooler

SECTION II

TM55-1905-219-34P-1

(1) ITEM NO	(2) SMR CODE	(3) FSCM	(4) PART NUMBER	(5) DESCRIPTION AND USABLE ON CODES(UOC)	(6) QTY
GROUP 05 ANCHOR HANDLING					
FIG. 224 OIL COOLER					
1	PACZZ	96906	MS35783-2	..COCK, DRAIN	1
2	PACZZ	72582	216857	..SCREW, CAP, HEXAGON H	1
3	PACZZ	72582	446597	..BOLT, MACHINE	6
4	PACZZ	96906	MS90725-36	..BOLT, MACHINE	6
5	XDCZZ	96906	MS35338-45	..WASHER, LOCK	13
6	XDCZZ	72582	5188862	..COVER, ACCESS.....	1
7	XDCZZ	72582	5154215	..GASKET PART OF KIT P/N 5193114	2
8	XDCHZ	72582	8502546	..CORE ASSEMBLY, FLUID.....	2
9	XDCZZ	72582	5150155	..GASKET PART OF KIT P/N 5193114	2
10	XDCZZ	72582	5177062	..HOUSING OIL COOLER	1
11	XDCZZ	96906	MS51884-3	..PLUG, PIPE	1
12	PACZZ	91340	MPS370-6	..PLUG, PIPE	1
13	XDCZZ	72582	5177241	..CONNECTOR, MULTIPLE	1
14	XDCZZ	72582	5145014	..PLUG, PIPE, MAGNETIC	2
15	XDCZZ	96906	MS49006-8	..PLUG, PIPE, MAGNETIC	1
16	PACZZ	72582	5153902	..GASKET PART OF KIT P/N 5193114	1

END OF FIGURE

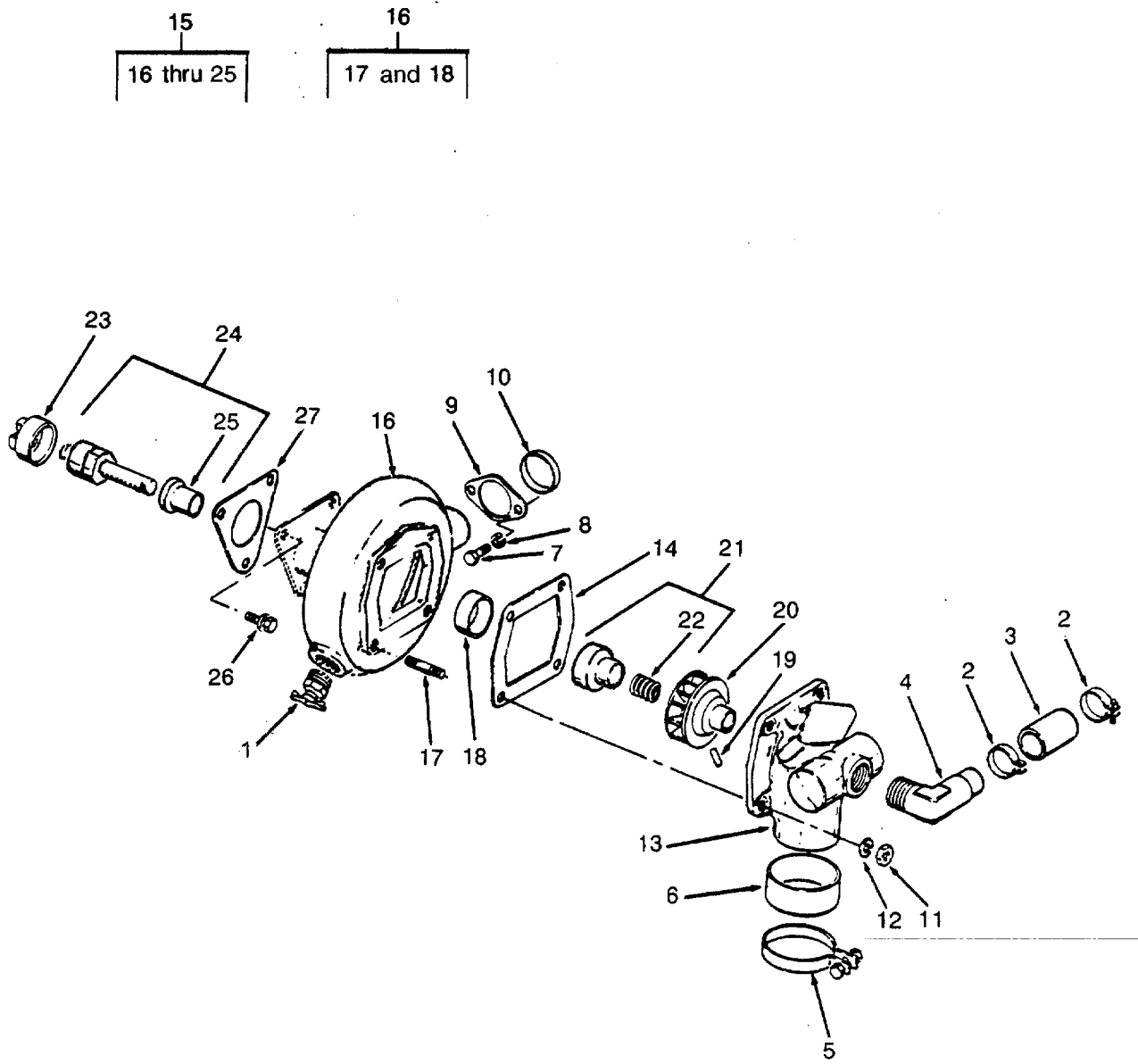


Figure 225. Fresh Water Pump

SECTION II

TM 55-1905-219-34P-1

(1) ITEM NO	(2) SMR CODE	(3) CAGEC	(4) PART NUMBER	(5) DESCRIPTION AND USABLE ON CODES(UOC)	(6) QTY
GROUP 05 ANCHOR HANDLING					
FIG. 225 FRESH WATER PUMP					
1	PACZZ	96906	MS35782-6	..COCK, DRAIN1	1
2	PACZZ	72582	111612	..CLAMP, HOSE	2
3	PACZZ	72582	5118149	..HOSE, NONMETALLIC	1
4	XDCZZ	72582	5175683	..ELBOW, PIPE TO TUBE.....	1
5	PACZZ	96906	MS35842-13	..CLAMP, HOSE	1
6	PACZZ	72582	5159457	..PACKING, PREFORMED	1
7	XDCZZ	96906	MS90725-35	..BOLT, MACHINE	2
8	XDCZZ	96906	M535338-45	..WASHER, LOCK	2
9	XDCZZ	72582	5173730	..RETAINER, PACKING	1
10	KFCZZ	72582	5150191	..PACKING, PREFORMED PART OF KIT P/N 5198307	1
11	PACZZ	96906	MS51968-2	..NUT, PLAIN, HEXAGON	4
12	PACZZ	96906	M535338-44	..WASHER, LOCK	4
13	XDCZZ	72582	5146469	..COVER WATER PUMP	1
14	KFCZZ	72582	5150188	..GASKET PART OF SET P/N 5193114 PART OF KIT P/N 5198307.....	1
15	XDCHH	72582	5149374	..PUMP ASSEMBLY FRESH	1
16	XDCZZ	72582	5186574	...BODY ASSEMBLY FRESH	1
17	XDCZZ	72582	5150182STUD, PLAIN	4
18	KFCZZ	72582	5186572BUSHING, SLEEVE PART OF KIT P/N 5198307	1
19	KFCZZ	72582	5118468	...PIN, GROOVED, HEADLES PART OF KIT P/N 5198307.....	1
20	KFCZZ	72582	5126911	...IMPELLER, PUMP, CENTR PART OF KIT 1 P/N 5198307	1
21	KFCZZ	72582	8924297	...SEAL, WATERPUMP PART OF KIT P/N 5198307.....	1
22	KFCZZ	72582	5186570SPRING, HELICAL, COMP PART OF KIT P/N 5198307.....	1
23	KFCZZ	72582	5114011	...COUPLING HALF, SHAFT PART OF KIT P/N 5198307.....	1
24	KFCZZ	72582	5136671	...SHAFT, WATER PUMP PART OF KIT P/N 5198307	1
25	XDCZZ	72582	5189041DEFLECTOR, DIRT AND	1
26	PACZZ	24617	5118219	..BOLT, ASSEMBLED WASH	3
27	KFCZZ	72582	5150193	..GASKET PART OF SET P/N 5193114 PART OF KIT P/N 5198307.....	1
	PACZZ	72582	5198307	PARTS KIT, ENGINE WA	1
				BUSHING, SLEEVE (1) 225-18	
				COUPLING HALF, SHAFT (1) 225-23	
				GASKET (1) 225-14	
				GASKET (1) 225-27	
				IMPELLER, PUMP, CENTR (1) 225-20	
				PACKING, PREFORMED (1) 225-10	
				PIN, GROOVED, HEADLES (1) 225-19	
				SEAL, WATERPUMP (1) 225-21	
				SHAFT, WATER PUMP (1) 225-24	
				SPRING, HELICAL, COMP (1) 225-22	

SECTION II

TM 55-1905-219-34P-1

(1) ITEM NO	(2) SMR CODE	(3) CAGEC	(4) PART NUMBER	(5) DESCRIPTION AND USABLE ON CODES(UOC)	(6) QTY
	PACZZ	72582	5193605	PARTS KIT, ENGINE WA	1

END OF FIGURE

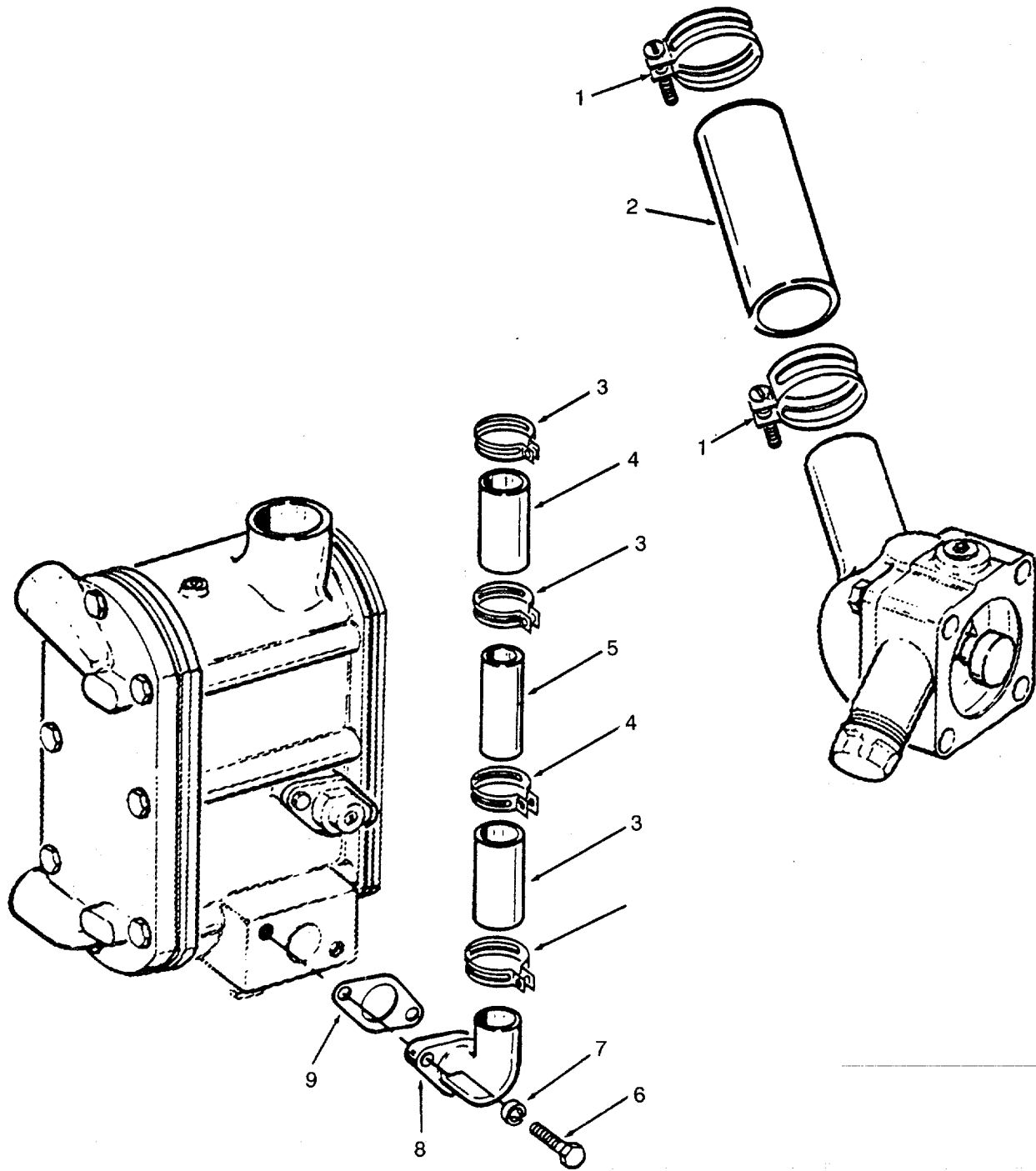


Figure 226. Water Connections

SECTION II

TM 55-1905-219-34P-1

(1) ITEM NO	(2) SMR CODE	(3) CAGEC	(4) PART NUMBER	(5) DESCRIPTION AND USABLE ON CODES(UOC)	(6) QTY
				GROUP 05 ANCHOR HANDLING	
				FIG. 226 WATER CONNECTIONS	
1	PACZZ	96906	MS35842-13	..CLAMP, HOSE	2
2	PACZZ	11288	MCH300	..HOSE, PREFORMED	1
3	PACZZ	96906	MS35842-13	..CLAMP, HOSE	4
4	PACZZ	96906	MS521301B217024	..HOSE, NONMETALLIC	2
5	PACZZ	72582	5170684	..SPACER, SLEEVE	1
6	PACZZ	96906	MS90728-87	..SCREW, CAP, HEXAGON H	2
7	PACZZ	96906	MS35338-47	..WASHER, LOCK	2
8	XDCZZ	72582	5188383	..CONNECTOR OIL	1
9	PACZZ	72582	5163760	..GASKET PART OF KIT P/N 5193114	1

END OF FIGURE

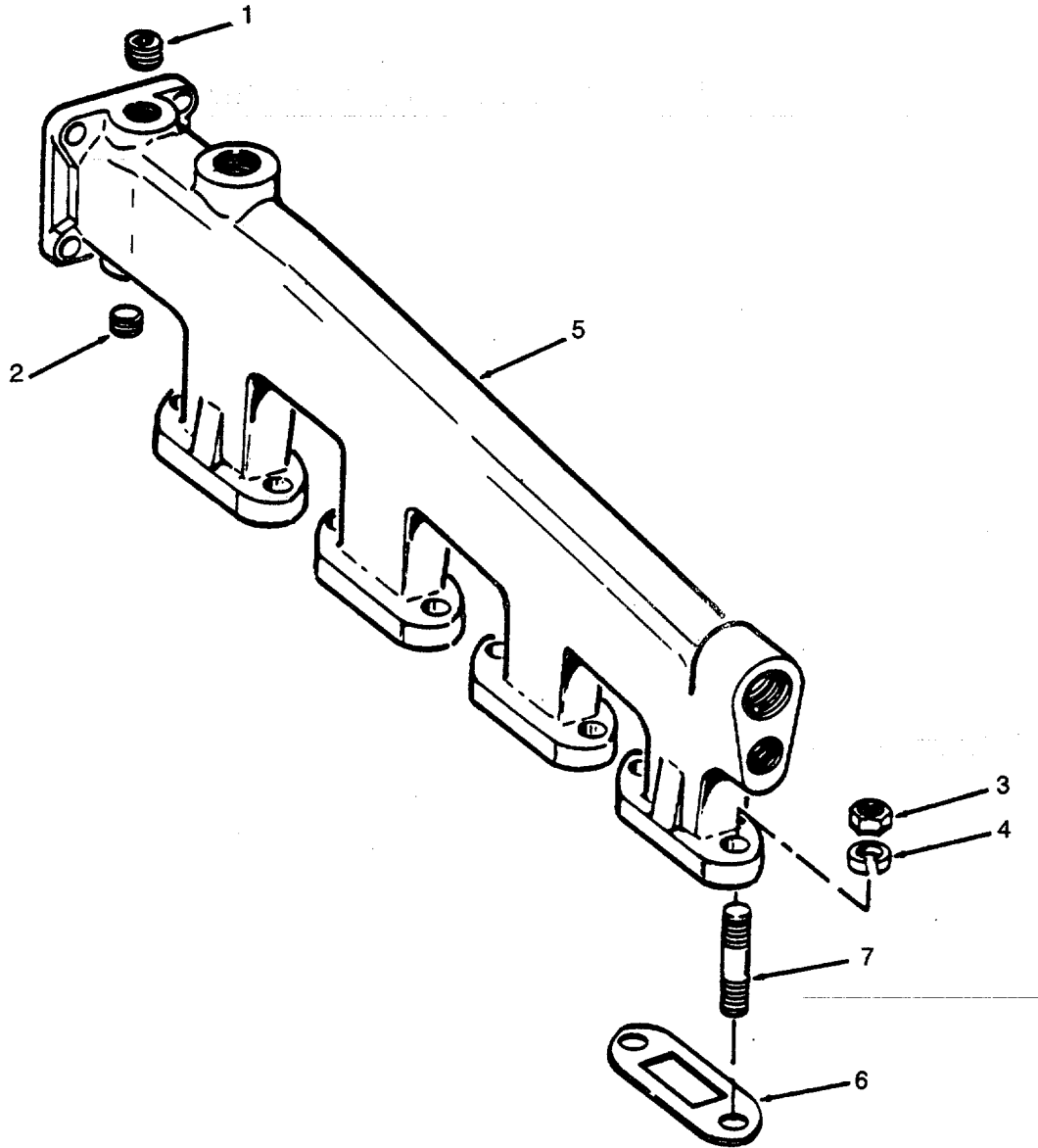


Figure 227. Water Manifold

SECTION II

TM 55-1905-219-34P-1

(1) ITEM NO	(2) SMR CODE	(3) CAGEC	(4) PART NUMBER	(5) DESCRIPTION AND USABLE ON CODES(UOC)	(6) QTY
				GROUP 05 ANCHOR HANDLING	
				FIG. 227 WATER MANIFOLD	
1	XDCZZ	96906	MS49006-8	..PLUG, PIPE, MAGNETIC	1
2	PACZZ	96906	MS20913-3S	..COUPLING, HALF, QUICK	1
3	PACZZ	96906	MS51967-8	..NUT, PLAIN, HEXAGON	8
4	PACZZ	96906	MS35338-46	..WASHER, LOCK	8
5	XDCZZ	72582	05101772	..MANIFOLD, WATER OUTL	1
6	PACZZ	72582	5150361	..GASKET PART OF KIT P/N 5193114	4
7	PACZZ	72582	5150362	..STUD, PLAIN	8

END OF FIGURE

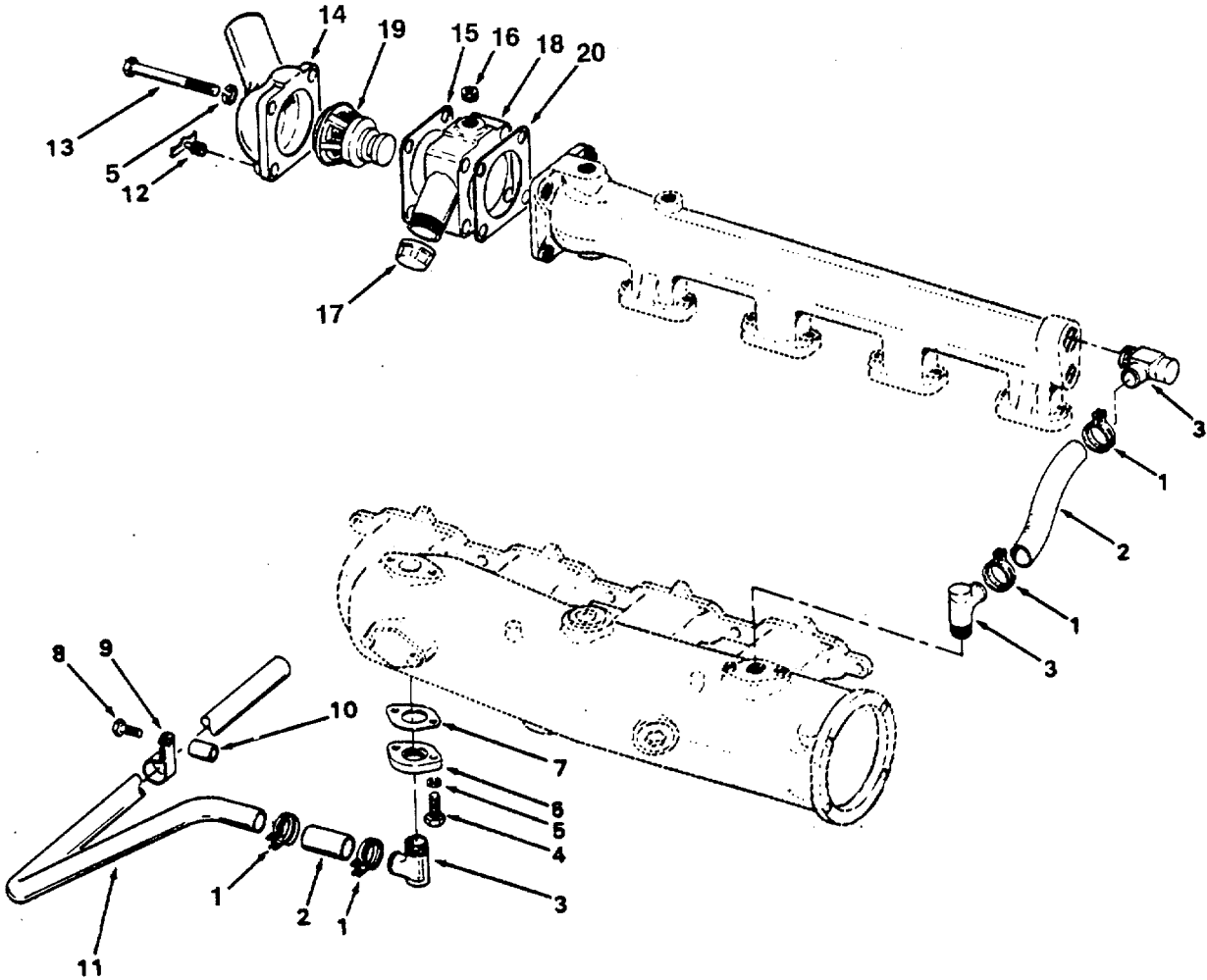


Figure 228. Thermostat and Housing.

SECTION II

TM 55-1905-219-34P-1

(1) ITEM NO	(2) SMR CODE	(3) CAGEC	(4) PART NUMBER	(5) DESCRIPTION AND USABLE ON CODES(UOC)	(6) QTY
GROUP 05 ANCHOR HANDLING					
FIG. 228 THERMOSTAT AND HOUSING					
1	PACZZ	96906	MS35842-12	..CLAMP, HOSE	4
2	PACZZ	72582	5118149	..HOSE, NONMETALLIC	2
3	PACZZ	72582	5181801	..ELBOW, PIPE TO HOSE	3
4	XDCZZ	96906	MS90725-35	..BOLT, MACHINE	2
5	XDCZZ	96906	MS35338-45	..WASHER, LOCK	6
6	XDCZZ	72582	5119926	..PLATE, EXHAUST MANIF	1
7	PACZZ	72582	5156319	..GASKET PART OF KIT P/N 5193114	1
8	PACZZ	72582	180129	..SCREW, CAP, HEXAGON	1
9	PACZZ	96906	MS21333-64	..CLAMP, LOOP	1
10	XDCZZ	72582	5160425	..SPACER, SLEEVE.....	1
11	XDCZZ	72582	5114688	..TUBE, METALLIC.....	1
12	PACZZ	96906	MS35783-2	..COCK, DRAIN;.....	1
13	XDCZZ	96906	MS90725-42	..BOLT, MACHINE	4
14	XDCZZ	72582	5186260	..ELBOW CURVED OUTLET	1
15	PACZZ	72582	5169478	..GASKET PART OF KIT P/N 5193114	1
16	XDCZZ	96906	MS51884-3	..PLUG, PIPE	1
17	XDCZZ	72582	119102	..CAP PIPE TUBE 3/8	1
18	XDCZZ	72582	5114488	..HOUSING THERMOSTAT	1
19	PACZZ	72582	5172141	..THERMOSTAT, FLOW CON	1
20	PACZZ	72582	5169478	..GASKET PART OF KIT P/N 5193114	1

END OF FIGURE

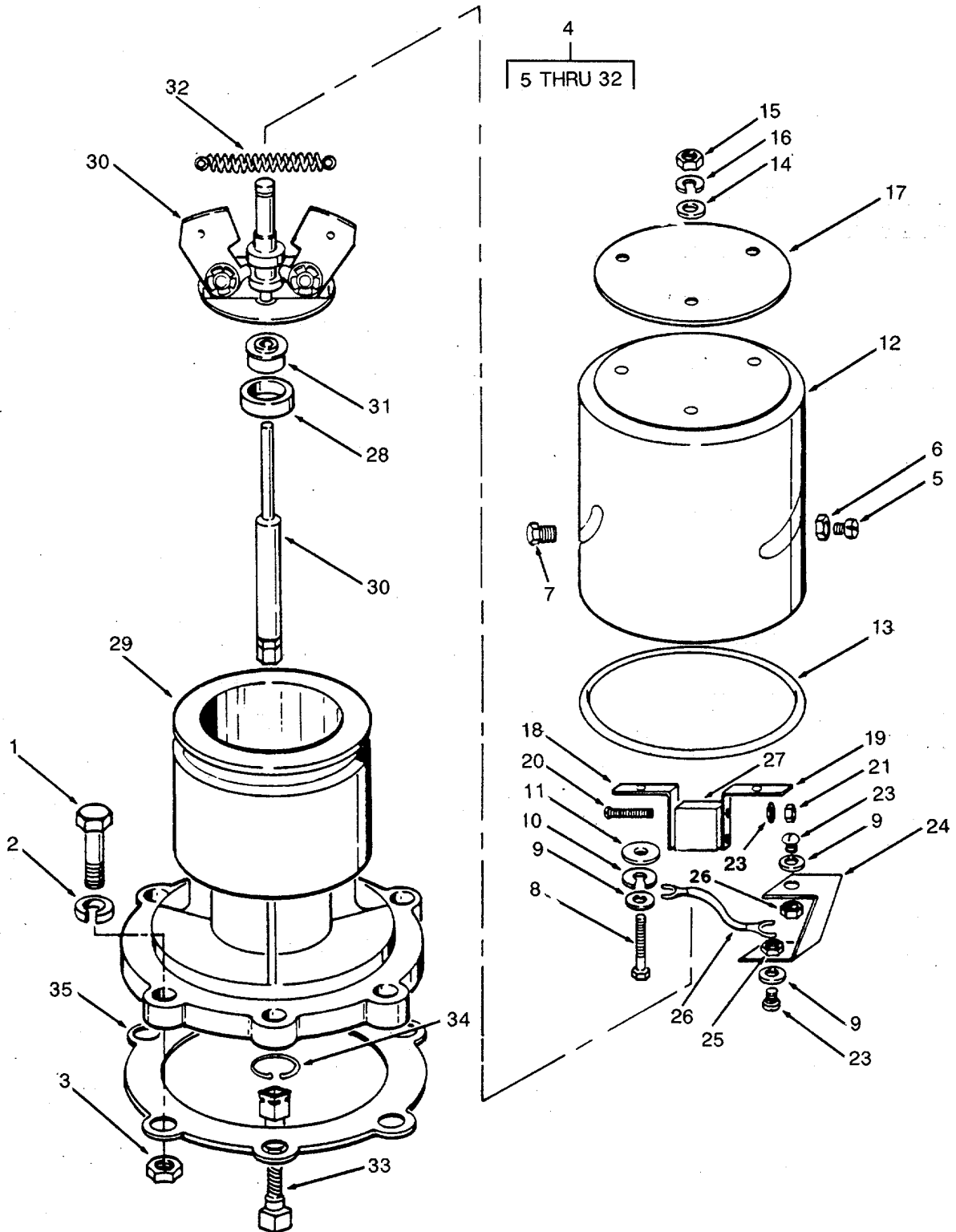


Figure 229. Overspeed Governor.

SECTION II

TM 55-1905-219-34P-1

(1) ITEM NO	(2) SMR CODE	(3) CAGEC	(4) PART NUMBER	(5) DESCRIPTION AND USABLE ON CODES(UOC)	(6) QTY
GROUP 05 ANCHOR HANDLING					
FIG. 229 OVERSPEED AND GOVERNOR					
1	PACZZ	81348	FFS85	..SCREW, CAP, HEXAGON H	6
2	PACZZ	96906	MS35338-46	..WASHER, LOCK	6
3	PACZZ	96906	M551967-8	..NUT, PLAIN, HEXAGON	6
4	XDCFF	72582	5197677	..GOVERNOR, DIESEL ENG	1
5	PACZZ	72582	5195846	... STUD	2
6	PACZZ	96906	M535649-262	...NUT, PLAIN, HEXAGON	2
7	XDCZZ	72582	5198485	...SCREW	1
8	PACZZ	96906	MS16995-28	...SCREW, CAP, SOCKET HE	2
9	PACZZ	96906	M527183-6	...WASHER, FLAT	6
10	PACZZ	96906	MS35333-46	...WASHER, LOCK	2
11	PACZZ	72582	5195842	...INSULATOR, WASHER	2
12	XDCZZ	72582	5197891	...COVER GOVERNOR	1
13	PCCZZ	72582	5195822	...PACKING, PREFORMED	1
14	XDCZZ	72582	5195841	...WASHER	3
15	PACZZ	96906	M535649-282	...NUT, PLAIN, HEXAGON	3
16	PACZZ	96906	MS35338-42	...WASHER, LOCK	7
17	XDCZZ	72582	5197892	... BRACKET	1
19	XDCZZ	72582	5197893	... BRACKET	1
20	PACZZ	21450	421566	... SCREW, MACHINE	2
21	PACZZ	72582	5197432	... NUT	2
22	PACZZ	72582	5195834	...WASHER, LOCK	2
23	PACZZ	96906	MS35206-239	...SCREW, MACHINE	4
24	PACZZ	72582	5197895	...CONNECTOR, ELECTRICA	2
25	XDCZZ	72582	120622	...NUT, PLAIN, HEXAGON	4
26	PACZZ	725825	197896	...LEAD, ELECTRICAL	3
27	PACZZ	72582	5197894	...SWITCH, ELECTRICAL	1
28	PCCZZ	72582	5195820	... SEAL.....	1
29	XDCZZ	72582	5199928	...HOUSING ASSEMBLY	1
30	XDHZZ	72582	5197897	...SHAFT AND WEIGHT INCLUDES WEIGHTS AND BEARINGS WHICH CANNOT BE PROCURED SEPARATELY.....	1
31	XDHZZ	72582	5195848RING, RETAINER, BEARI	1
32	PAHZZ	72582	5195826	...SPRING, GOVERNOR.....	2
33	PAHZZ	72582	5195722	..SHAFT, DRIVE, FLEXIBL.....	1
34	PAHZZ	72582	5195675	...RETAINER, DRIVE SHAF	1
35	PCCZZ	72582	5113061	..GASKET PART OF KIT P/N 5193114	1

END OF FIGURE

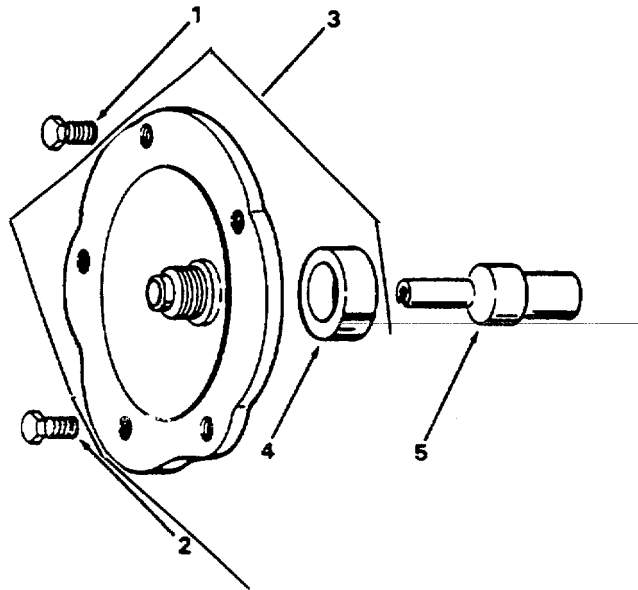


Figure 230. Tachometer Drive.

SECTION II

TM 55-1905-219-34P-1

(1) ITEM NO	(2) SMR CODE	(3) CAGEC	(4) PART NUMBER	(5) DESCRIPTION AND USABLE ON CODES(UOC)	(6) QTY
				GROUP 05 ANCHOR HANDLING	
				FIG. 230 TACHOMETER DRIVE	
1	PACZZ	96906	MS90725-110	..SCREW, CAP, HEXAGON H	4
2	XDCZZ	96906	MS90725-85	..SCREW CAP HEX HEAD	1
3	XDCZZ	72582	5125153	..END FITTING, FLEXIBL	1
4	PCCZZ	72582	3202615	...SEAL, PLAIN ENCASED.....	1
5	PACZZ	72582	3224992	..SHAFT TACHOMETER DR	1

END OF FIGURE

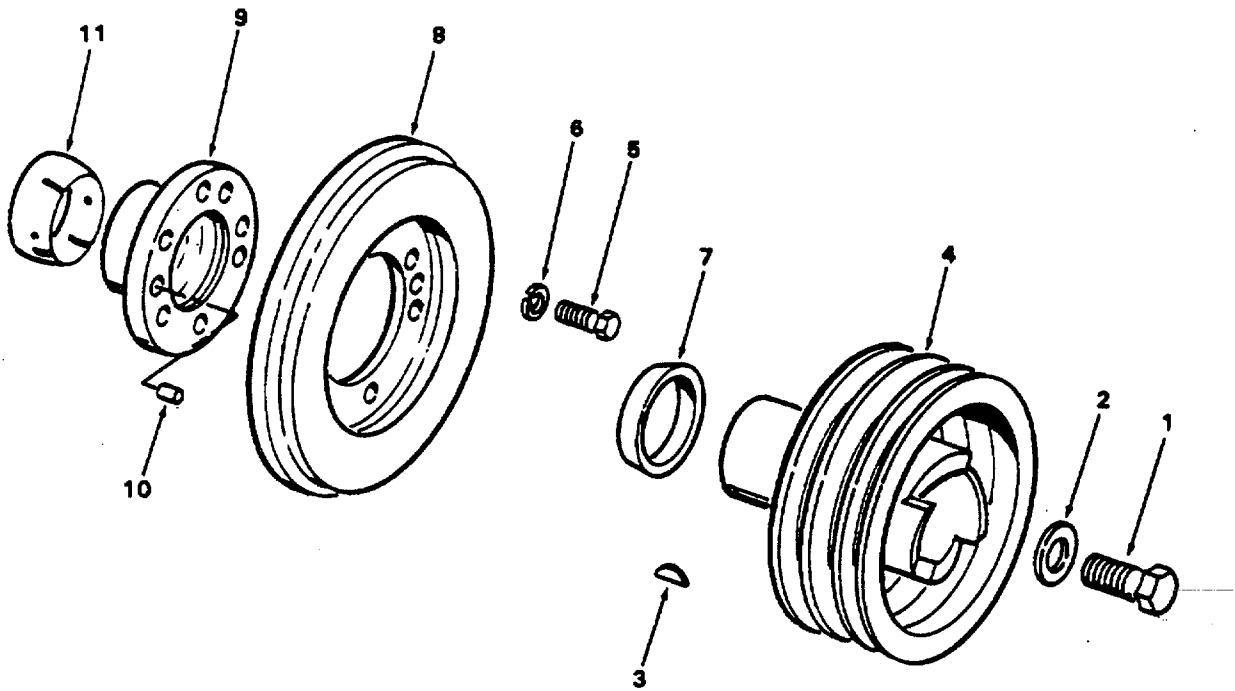


Figure 231. Crankshaft Pulley and Damper.

SECTION II

TM 55-1905-219-34P-1

(1) ITEM NO	(2) SMR CODE	(3) CAGEC	(4) PART NUMBER	(5) DESCRIPTION AND USABLE ON CODES(UOC)	(6) QTY
				GROUP 05 ANCHOR HANDLING	
				FIG. 231 CRANKSHAFT PULLEY AND DAMPER	
1	PACZZ	72582	5153623	..BOLT, MACHINE	1
2	XDCZZ	72582	5157930	..WASHER, FLAT	1
3	PACZZ	72582	5131724	..KEY, WOODRUFF	2
4	PACZZ	72582	5146430	..PULLEY, GROOVE	1
5	PACZZ	96906	MS90725-84	..SCREW, CAP, HEXAGON H	6
6	PACZZ	96906	MS35338-47	..WASHER, LOCK	6
7	XDCZZ	72582	5151344	..SLEEVE, COMPRESSION	1
8	PACZZ	72582	5100553	..DAMPER, VIBRATION	1
9	XDCZZ	72582	5156296	..HUB, VIBRATION DAMPE	1
10	PACZZ	72582	5156295	...PIN, STRAIGHT, HEADLE	2
11	XDCZZ	72582	5153144	..BUSHING, SLEEVE	1

END OF FIGURE

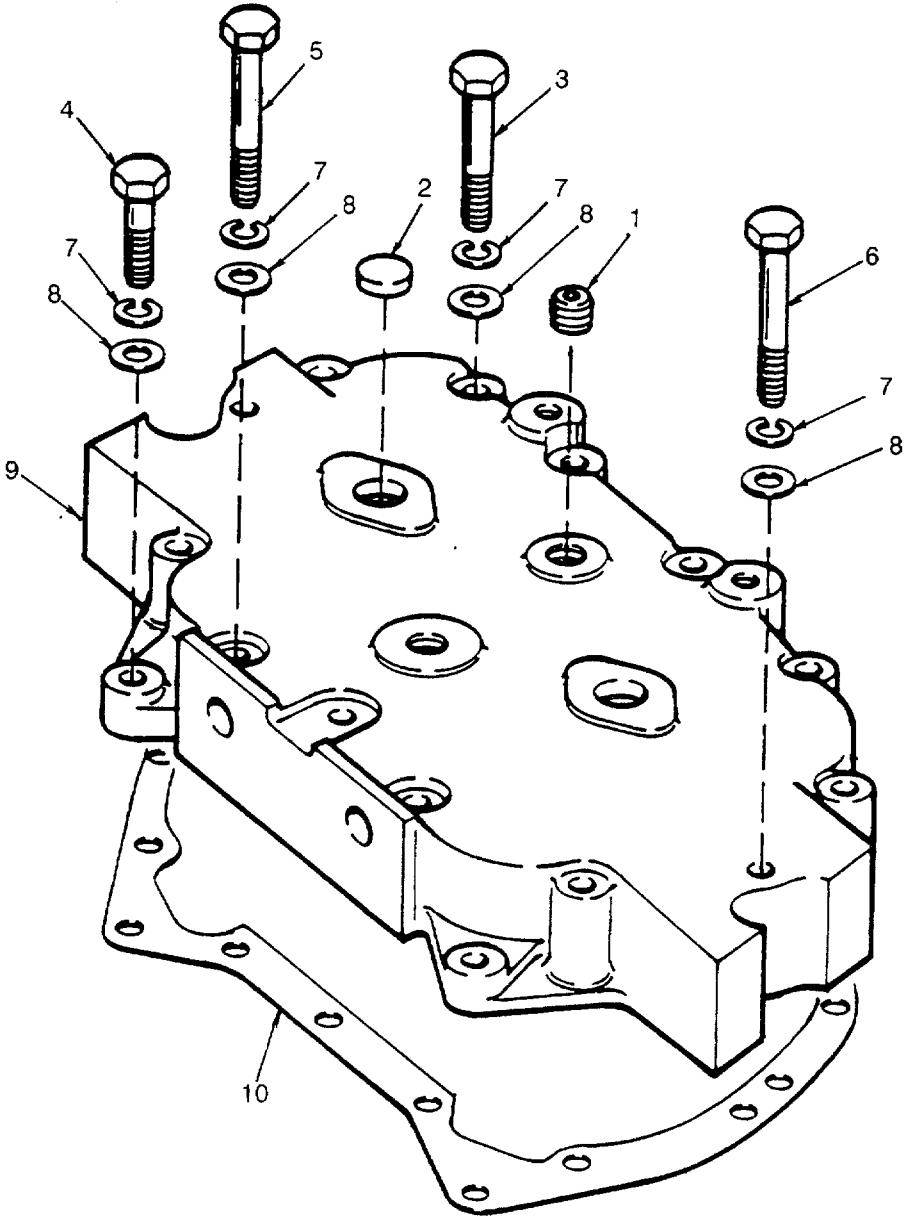


Figure 232. Weight Cover.

SECTION II

TM 55-1905-219-34P-1

(1) ITEM NO	(2) SMR CODE	(3) CAGEC	(4) PART NUMBER	(5) DESCRIPTION AND USABLE ON CODES(UOC)	(6) QTY
				GROUP 05 ANCHOR HANDLING	
				FIG. 232 BALANCE WEIGHT COVER	
1	PACZZ	72582	5143644	..PLUG, MACHINE THREAD	4
2	PACZZ	72582	5150014	..PLUG, EXPANSION	2
3	PACZZ	96906	MS90727-70	..SCREW, CAP, HEXAGON H	9
4	PACZZ	72582	180129	..SCREW, CAP, HEXAGON	2
5	XDCZZ	96906	MS90725-73	..SCREW, CAP, HEXAGON H	2
6	PACZZ	96906	MS90727-71	..SCREW, CAP, HEXAGON H	2
7	PACZZ	96906	MS35338-46	..WASHER, LOCK	15
8	PACZZ	96906	MS15795-413	..WASHER, FLAT	15
9	XDCZZ	72582	5138237	..COVER BALANCE	1
10	PCCZZ	72582	5121753	..GASKET.....	1

END OF FIGURE

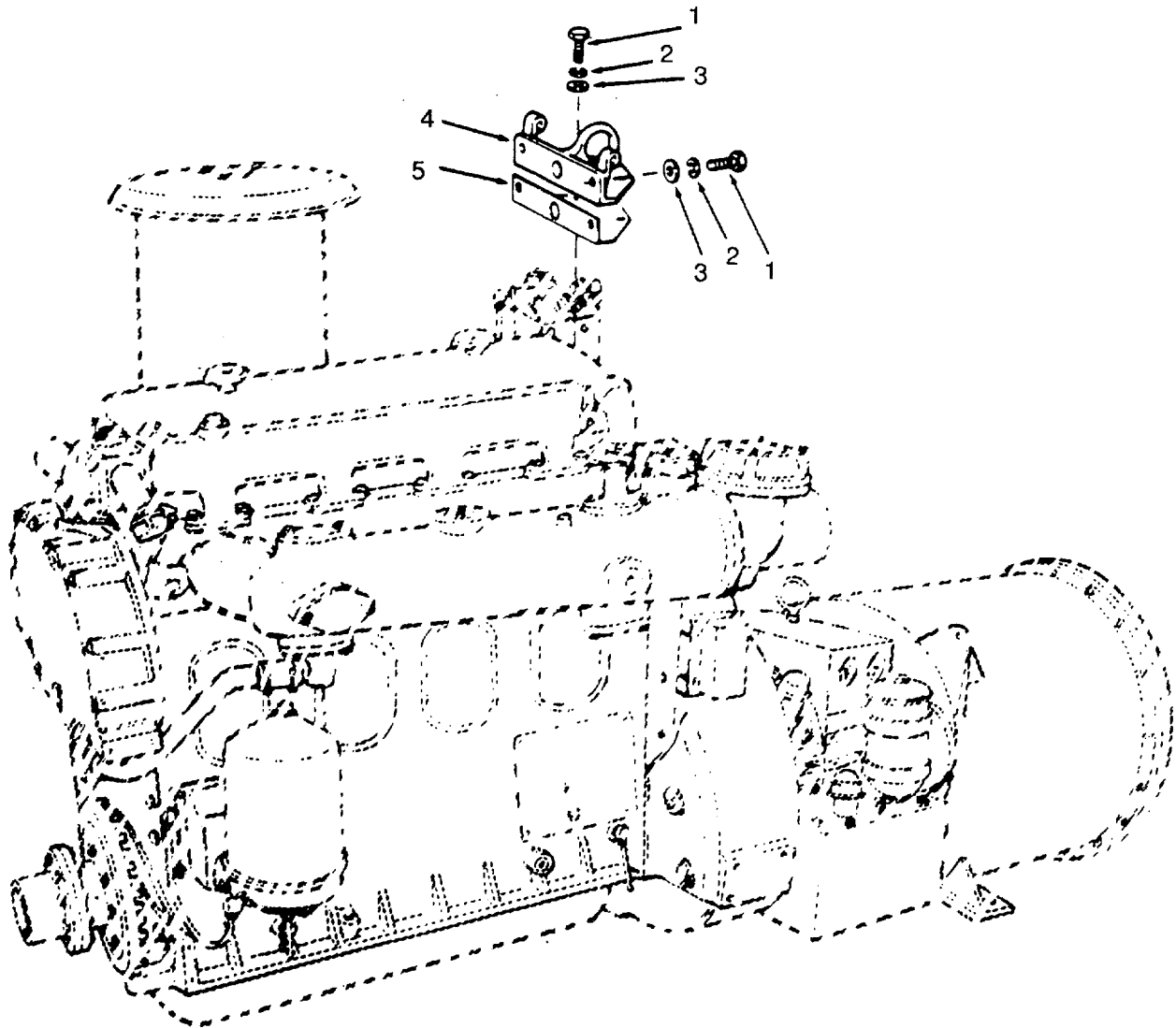


Figure 233. Engine Lift Brackets.

SECTION II TM 55-1905-219-34P-1

(1) ITEM NO	(2) SMR CODE	(3) CAGEC	(4) PART NUMBER	(5) DESCRIPTION AND USABLE ON CODES(UOC)	(6) QTY
				GROUP 05 ANCHOR HANDLING	
				FIG. 233 ENGINE LIFT BRACKETS	
1	PACZZ	96906	MS90725-89	..SCREW, CAP, HEXAGON H	8
2	PACZZ	96906	MS35338-47	..WASHER, LOCK	8
3	PACZZ	72582	5150568	..WASHER, FLAT	8
4	XDCZZ	72581	5150050	..BRACKET, LIFTER	2
5	PCCZZ	72F82	5150052	..GASKET PART OF KIT P/N 5193114	2

END OF FIGURE

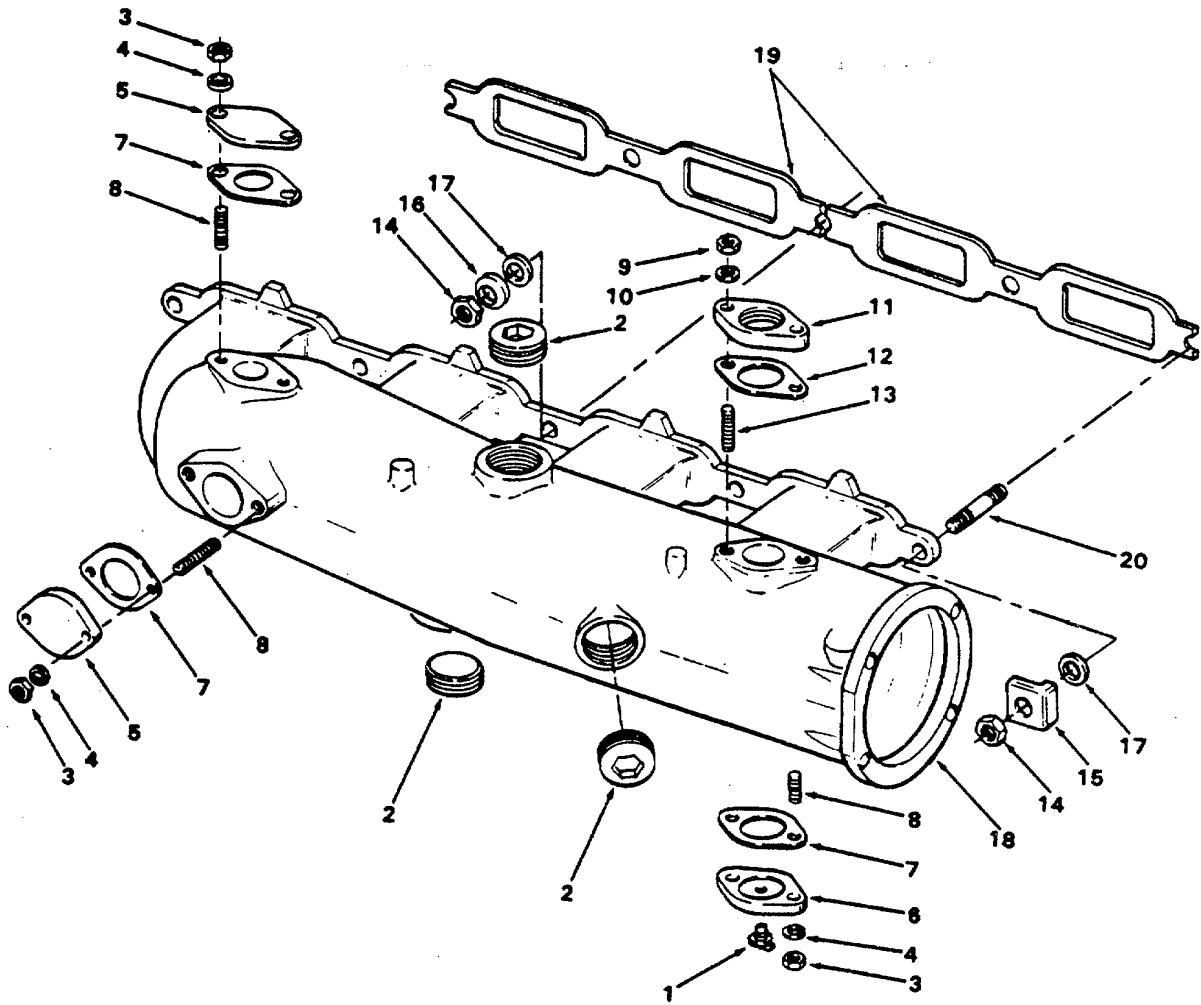


Figure 234. Exhaust Manifold.

SECTION II

TM 55-1905-219-34P-1

(1) ITEM NO	(2) SMR CODE	(3) CAGEC	(4) PART NUMBER	(5) DESCRIPTION AND USABLE ON CODES(UOC)	(6) QTY
				GROUP 05 ANCHOR HANDLING	
				FIG. 234 EXHAUST MANIFOLD	
1	PACZZ	96906	MS35783-2	..COCK, DRAIN	1
2	XDCZZ	72582	5111798	..PLUG, PIPE	3
3	PACZZ	96906	MS51971-2	..NUT, PLAIN, HEXAGON.....	6
4	PACZZ	72582	5163834	..WASHER, FLAT	6
5	XDCZZ	72582	5119921	..COVER, ACCESS	2
6	XDCZZ	72582	5119923	..COVER, ACCESS	1
7	PCCZZ	72582	5156319	..GASKET PART OF KIT P/N 5193114	3
8	PACZZ	72582	5123282	..STUD, PLAIN.....	6
9	PACZZ	96906	MS51971-2	..NUT, PLAIN, HEXAGON	2
10	PACZZ	72582	5163834	..WASHER, FLAT	2
11	PACZZ	72582	5119926	..PLATE, EXHAUST MANIF	1
12	PCCZZ	72582	5156319	..GASKET PART OF KIT P/N 5193114	1
13	PACZZ	72582	5167325	..STUD, PLAIN	2
14	PACZZ	96906	MS21045-7	..NUT, SELF-LOCKING, HE	5
15	PACZZ	72582	5102735	..CRAB, MANIFOLD	2
16	PACZZ	72582	5104439	..WASHER, SPRING TENSI	3
17	PACZZ	81348	FFW92TYPEAGRADE1 CLASSA	..WASHER, FLAT	5
18	XDCZZ	72582	5163809	..MANIFOLD, EXHAUST	1
19	XDCZZ	72582	5150196	..GASKET PART OF KIT P/N 5193114	2
20	PACZZ	72582	5112899	..STUD, PLAIN	5

END OF FIGURE

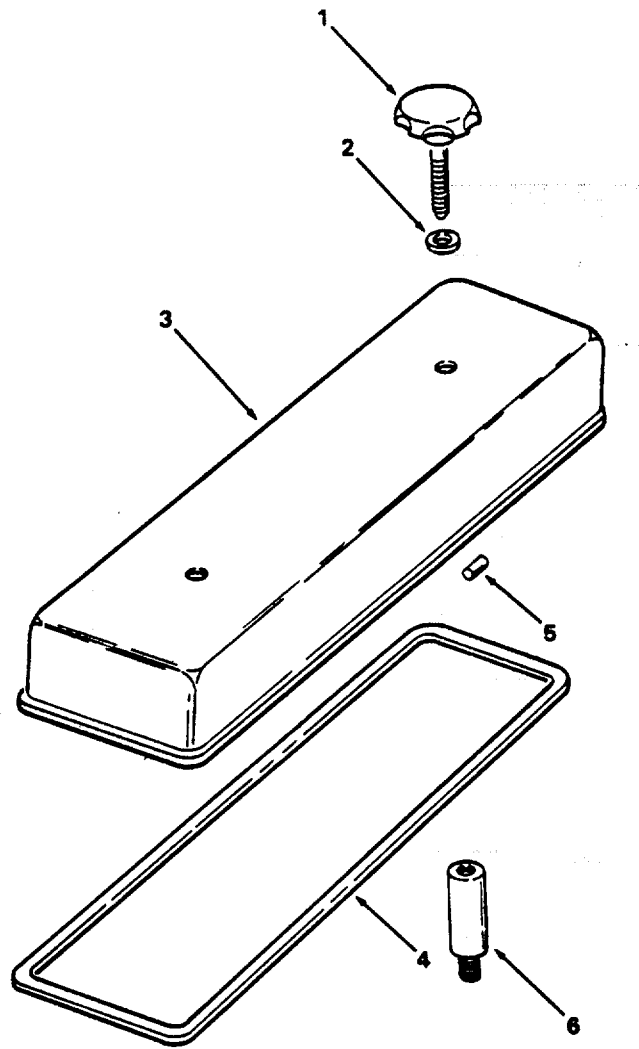


Figure 235. Rocker Arm Cover.

SECTION II

TM 55-1905-219-34P-1

(1) ITEM NO	(2) SMR CODE	(3) CAGEC	(4) PART NUMBER	(5) DESCRIPTION AND USABLE ON CODES(UOC)	(6) QTY
-------------------	--------------------	--------------	-----------------------	---	------------

GROUP 05 ANCHOR HANDLING

FIG. 235 ROCKER ARM COVER

1	PACZZ	72582	5157194	..THUMBSCREW	2
2	PACZZ	72582	5150333	..WASHER, FLAT	2
3	XDCZZ	72582	5103641	..COVER ROCKER	1
4	PCCZZ	72582	5104081	..GASKET PART OF KIT P/N 5193114	1
5	PACZZ	96906	MS35671-25	..PIN, GROUVED, HEADLES	2
6	PACZZ	72582	5148504	..STUD, PLAIN	2

END OF FIGURE

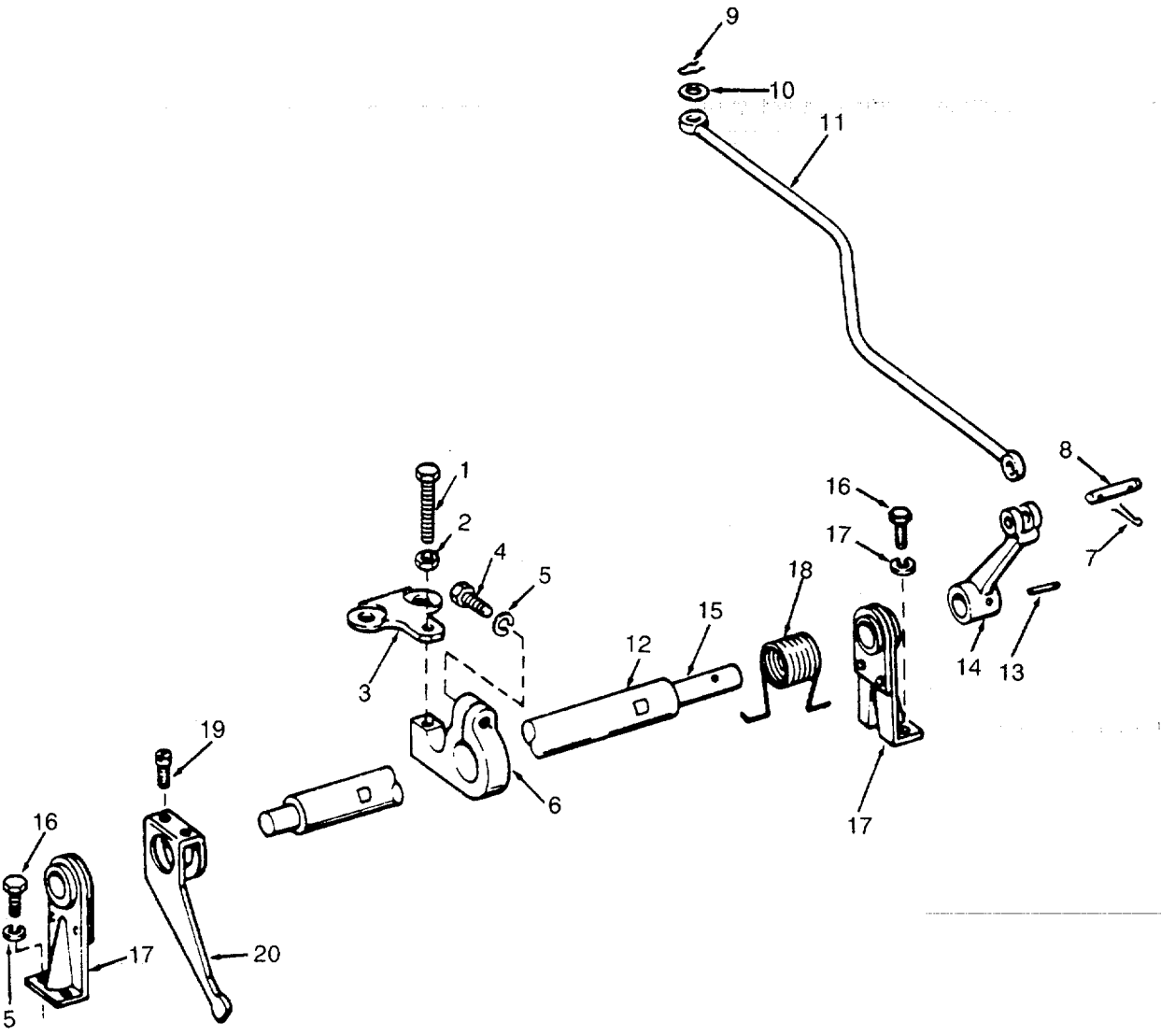


Figure 236. Injector Controls.

SECTION II

TM 55-1905-219-34P-1

(1) ITEM NO	(2) SMR CODE	(3) CAGEC	(4) PART NUMBER	(5) DESCRIPTION AND USABLE ON CODES(UOC)	(6) QTY
GROUP 05 ANCHOR HANDLING					
FIG. 236 INJECTOR CONTROLS					
1	XDCZZ	72582	5178817	..BOLT, EXTERNALLY REL	1
2	PACZZ	96906	MS51967-6	..NUT, PLAIN, HEXAGON	1
3	XDCZZ	72582	5136159	..PLATE, INJECTOR CONT	1
4	PACZZ	96906	MS90725-8	..SCREW, CAP, HEXAGON H	2
5	PACZZ	96906	MS35338-44	..WASHER, LOCK	6
6	XDCZZ	72582	2090519	..ARM, LEVER LOAD ADJU	1
7	PACZZ	96906	MS24665-170	..PIN, COTTER	2
8	PACZZ	72582	5147345	..PIN	1
9	XDCZZ	72582	142583	..CLIP, RETAINING	1
10	PACZZ	72582	5150941	..WASHER, FLAT	1
11	XDCZZ	72582	5150990	..CONNECTING LINK, RIG	1
12	PACZZ	72582	5195534	..SHAFT AND LEVER ASS	1
13	PACZZ	96906	MS35671-24	..PIN, GROOVED, HEADLES.....	1
14	PACZZ	72582	515C263	..LEVER, REMOTE CONTRO	1
15	PACZZ	72582	5150259	..PIN, STRAIGHT, HEADED	1
16	PACZO	96906	M590725-5	..SCREW, CAP, HEXAGON H	4
17	XDCZZ	72582	5130509	..BRACKET, EYE, ROTATIN	2
18	PACZZ	72582	5115922	..SPRING, HELICAL, TORS	1
19	PACZZ	72582	5176228	..SCREW, MACHINE	8
20	PACZZ	72582	5115322	..BELL CRANK	4

END OF FIGURE

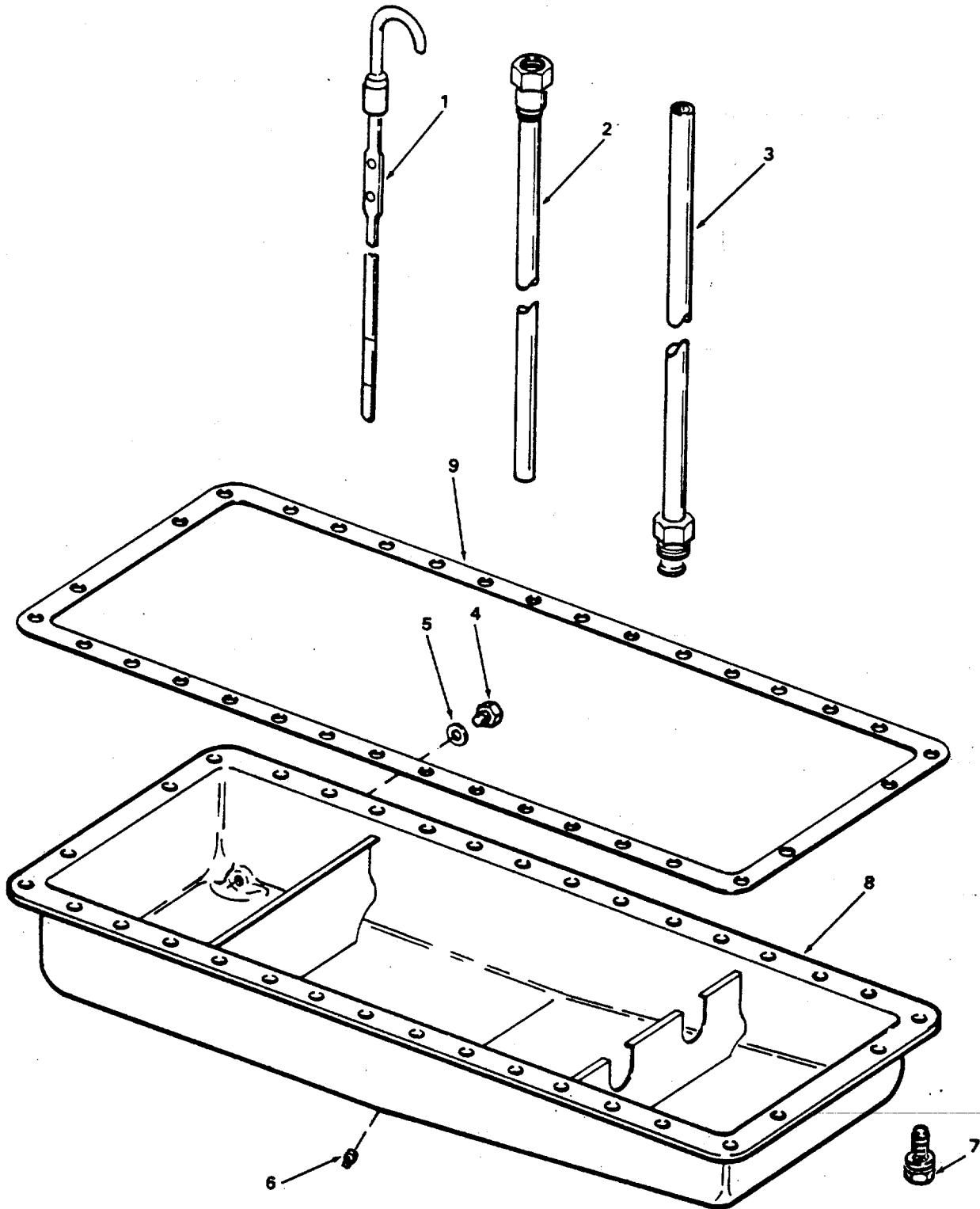


Figure 237. Oil Pan and Dipstick.

SECTION II

TM 55-1905-219-34P-1

(1) ITEM NO	(2) SMR CODE	(3) CAGEC	(4) PART NUMBER	(5) DESCRIPTION AND USABLE ON CODES(UOC)	(6) QTY
				GROUP 05 ANCHOR HANDLING	
				FIG. 237 OIL PAN AND DIPSTICK	
1	PACZZ	72582	5162926	..GAGE ROD, LIQUID LEV.....	1
2	XDCZZ	72582	5151430	..GUIDE, DIPSTICK	1
3	XDCZZ	72582	5132441	..ADAPTOR DIPSTICK	1
4	PACZZ	72582	5138621	..PLUG, MACHINE THREAD	1
5	KFCZZ	72582	840277	..GASKET P/N 5193114, KIT 5192107 LISTED IN FIGURE 241 PART OF KIT P/N 5192107	1
6	XDCZZ	72582	5115214	..PLUG PIPE 1/2 INCH	1
7	PACZZ	72582	5148436	..BOLT, ASSEMBLED WASH.....	26
8	XDCZZ	72582	5167808	..OIL PAN ASSEMBLY.....	1
9	PACZZ	72582	5150116	..GASKET P/N 5193114, KIT 5192107 LISTED IN FIGURE 241 PART OF KIT P/N 5192107	1

END OF FIGURE

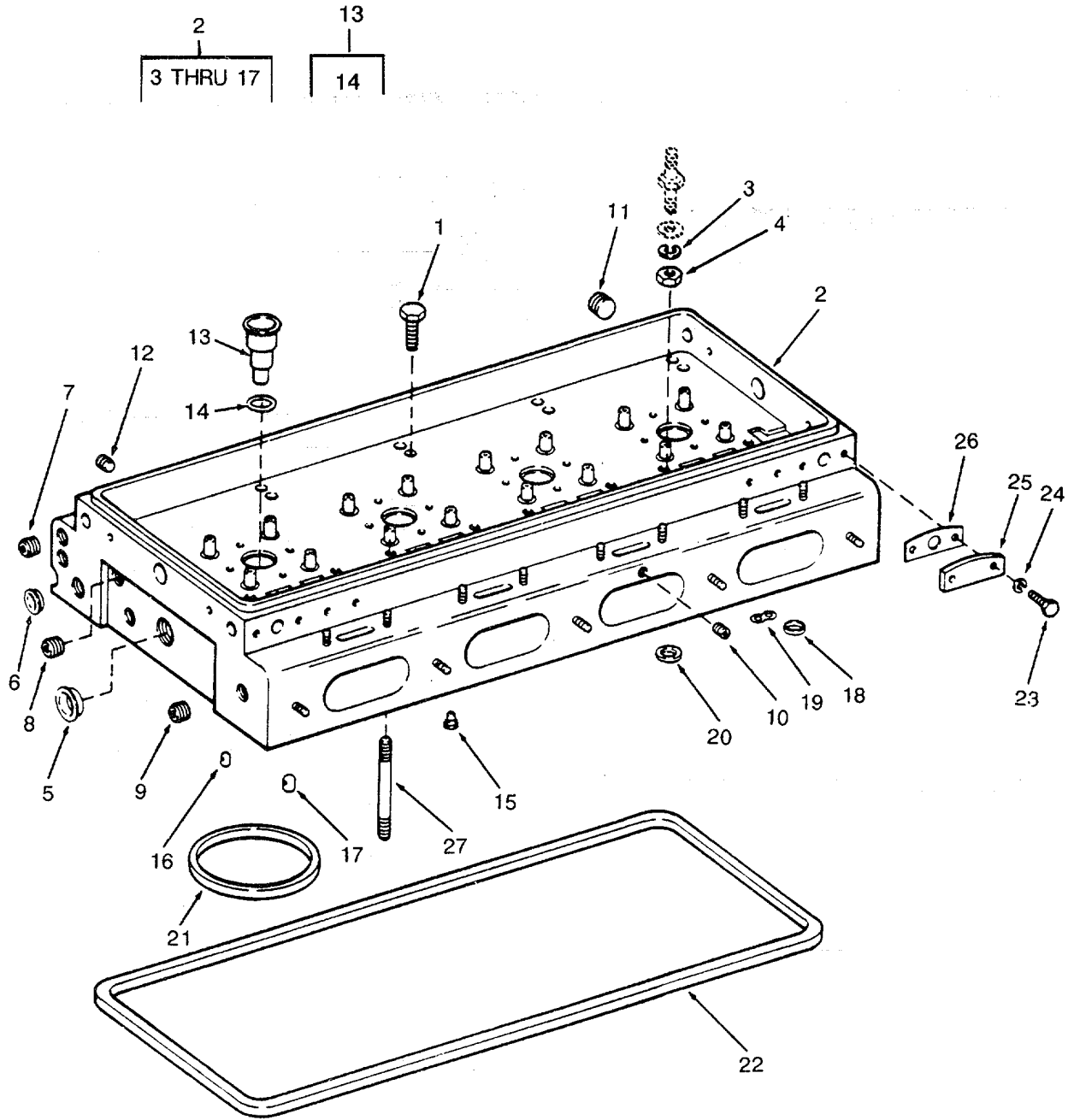


Figure 238. Cylinder Head

SECTION II

TM 55-1905-219-34P-1

(1) ITEM NO	(2) SMR CODE	(3) CAGEC	(4) PART NUMBER	(5) DESCRIPTION AND USABLE ON CODES(UOC)	(6) QTY
GROUP 05 ANCHOR HANDLING					
FIG. 238 CYLINDER HEAD					
1	PACZZ	72582	5117003	..BOLT, EXTERNALLY REL	10
2	PACFF	72582	5102771	..CYLINDER HEAD, DIESE	1
3	PACZZ	72582	M535338-46	...WASHER, LOCK	8
4	PACZZ	96906	MS51968-6	...NUT, PLAIN, HEXAGON	8
5	PACZZ	72582	5117186	...PLUG, EXPANSION	2
6	PACZZ	72582	5150132	...PLUG, EXPANSION	2
7	PACZZ	72582	5145014	...PLUG, PIPE, MAGNETIC	3
8	PACZZ	72582	5142549	...PLUG, PIPE	2
9	XDCZZ	96906	MS51884-3	...PLUG, PIPE	9
10	PACZZ	72582	5154453	...PLUG, MACHINE THREAD	4
11	PACZZ	72582	5125237	...PLUG, PIPE	5
12	PACZZ	72582	5178976	...PLUG, CYLINDER HEAD	4
13	PACZZ	72582	5199527	...PARTS KIT, TUBE, FUEL	4
14	PACZZ	72582	5160037	...PACKING, PREFORMED	1
15	XDCZZ	72582	5100929	...BUSHING, SLEEVE.....	2
16	PACZZ	72582	5172874	...NOZZLE, WATER.....	4
17	PACZZ	72582	5111332	...NOZZLE, WATER, CYLIND	6
18	PACZZ	72582	5116122	..WASHER, FLAT	2
19	KFCZZ	72582	5183305	..GASKET PART OF KIT P/N 5198676	2
20	PACZZ	72582	5186579	..GASKET	6
21	XDCZZ	72582	5183330	..GASKET PART OF KIT P/N 5198676	4
22	PACZZ	72582	5119973	..GASKET	1
23	PACZO	96906	MS90725-3	..SCREW, CAP, HEXAGON H	6
24	PACZZ	96906	MS35338-44	..WASHER, LOCK	6
25	XDCZZ	72582	5150268	..COVER, ACCESS	3
26	KFCZZ	72582	5123812	..GASKET PART OF KIT P/N 5198676	3
27	PACZZ	72582	5183329	..STUD, PLAIN	10
	PACZZ	72582	5198676	GASKET SET INCLUDES METAL CLAD	1
				GASKETS	
				GASKET (2) 238-19	
				GASKET (4) 238-21	
				GASKET (3) 238-26	

END CF FIGURE

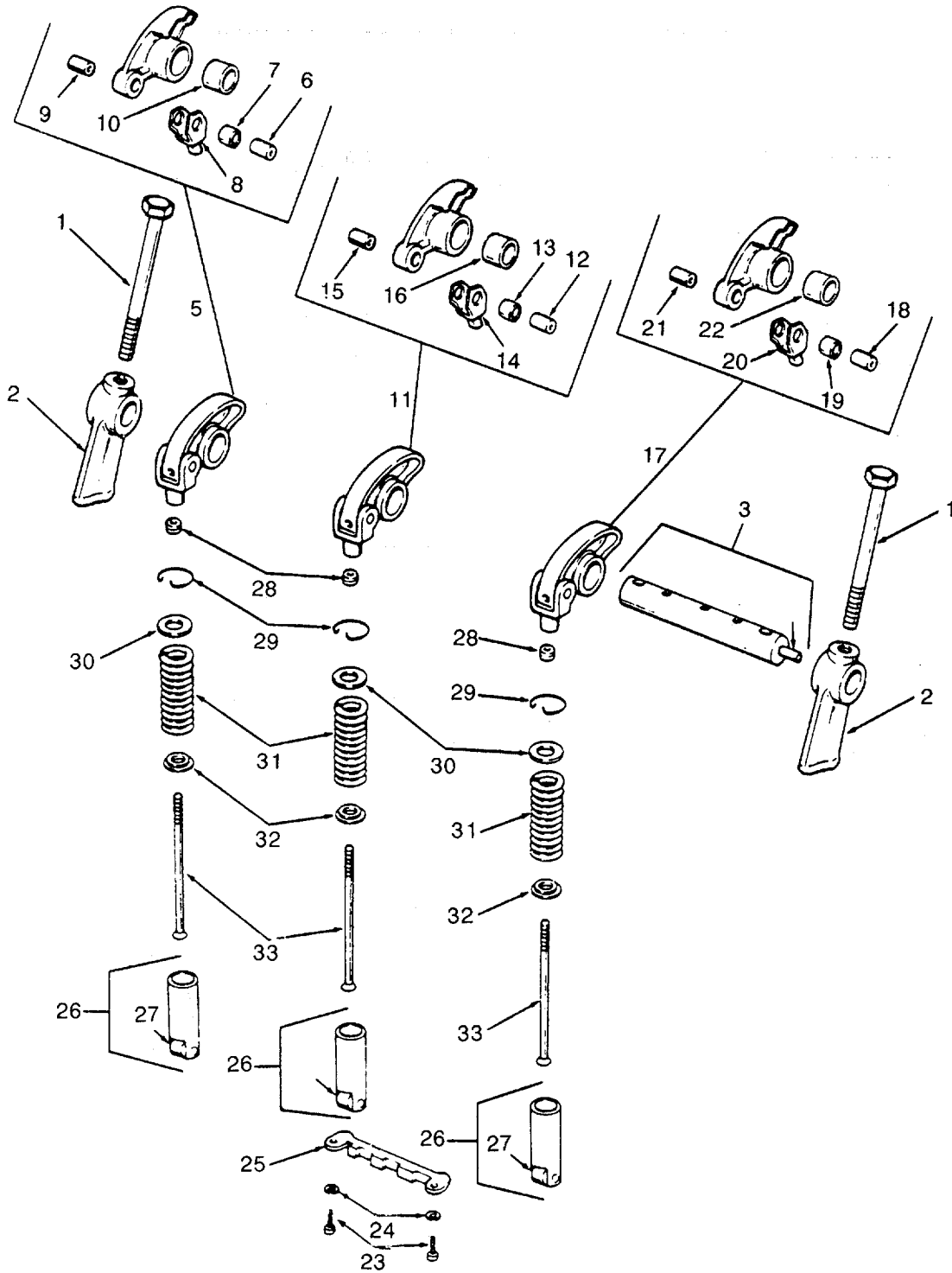


Figure 239. Valve Operating, Mechanism

SECTION II

TM 55-1905-219-34P-1

(1) ITEM NO	(2) SMR CODE	(3) CAGEC	(4) PART NUMBER	(5) DESCRIPTION AND USABLE ON CODES(UOC)	(6) QTY
GROUP 05 ANCHOR HANDLING					
FIG. 239 VALVE, OPERATING MECHANISM					
1	PACZZ	72582	5150325	..BOLT, FLUID PASSAGE	8
2	XDCZZ	72587	5150324	..BRACKET, EYE, ROTATIN	8
3	PACZZ	72582	5150322	..SHAFT ASSEMBLY, ROCK	4
4	PACZZ	72582	5151272	..PLUG, PROTECTIVE, DUS	1
5	PACZF	72582	5148472	..ROCKER ARM, ENGINE P	4
6	PACZZ	72582	5150314	..PIN, HOLLOW	1
7	PACZZ	72582	5123700	..BUSHING, SLEEVE	1
8	PACZZ	72582	5150312	..CLEVIS, ROD END	1
9	PACZZ	72582	5150311	..BEARING, SLEEVE	1
10	PACZZ	72582	5122445	..BUSHING, SLEEVE	1
11	PACFF	72582	5148475	..ROCKER ARM, ENGINE P	4
12	PACZZ	72582	5150314	..PIN, HOLLOW.....	1
13	PACZZ	72582	5123700	..BUSHING, SLEEVE	1
14	PACZZ	72582	5150312	..CLEVIS, ROD END	1
15	PACZZ	72582	5150311	..BEARING, SLEEVE.....	1
16	PACZZ	72582	5122445	..BUSHING, SLEEVE	1
17	PACFZ	72582	8923543	..ROCKER ARM, ENGINE P	4
18	PACZZ	72582	5150314	..PIN, HOLLOW	1
19	PACZZ	72582	5123700	..BUSHING, SLEEVE	1
20	PACZZ	72582	5150312	..CLEVIS, ROD END	1
21	PACZZ	72582	5150311	..BEARING, SLEEVE	1
22	PACZZ	72582	5150318	..BEARING, SLEEVE	1
23	PACZZ	96906	MS90725-6	..SCREW, CAP, HEXAGON H	8
24	PACZZ	96906	MS35338-44	..WASHER, LOCK	8
25	PACZZ	72582	5150298	..GUIDE, CAM FOLLOWER	4
26	XDCZZ	72582	05106642	..FOLLOWER ASSEMBLY C	12
27	PACZZ	72582	5149733	..ROLLER SET, CAM FOLL	1
28	PACZZ	72582	5151601	..NUT, PLAIN, HEXAGON	12
29	PACZZ	72582	5150303	..RING, RETAINING	12
30	PACZZ	72582	5150302	..SEAT, HELICAL COMPRE	12
31	PACZZ 7	72582	5186858	..SPRING, HELICAL, COMP	12
32	PACZZ	72582	5123250	..SEAT, HELICAL COMPRE	12
33	PACZZ	72582	5128640	..PUSH ROD, ENGINE POP	12

END OF FIGURE

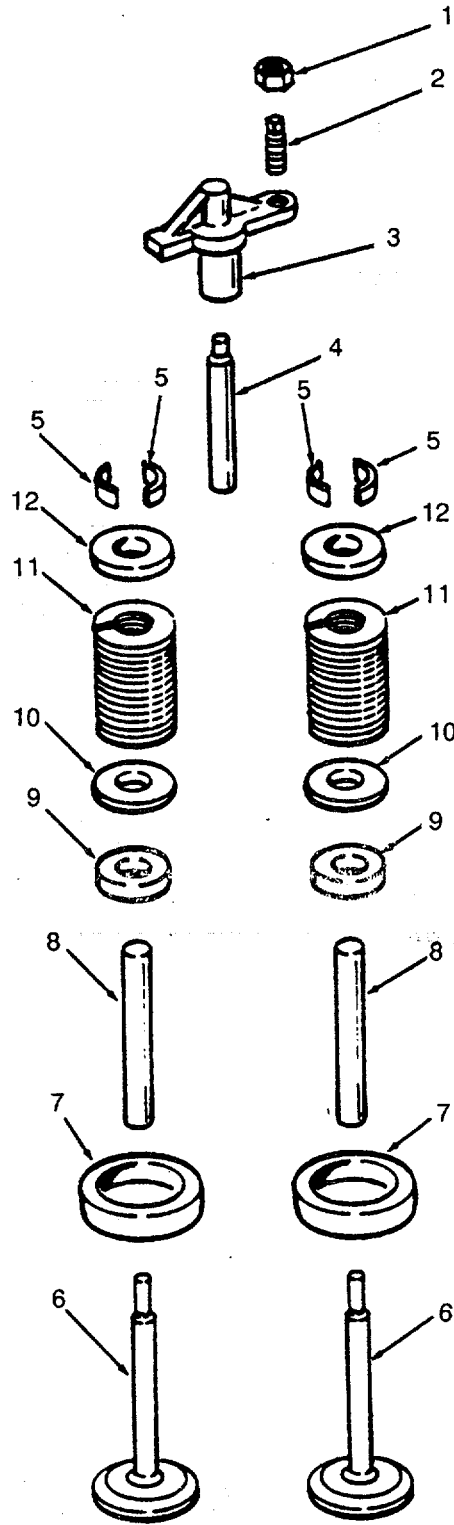


Figure 240. Exhaust Valve Arrangement

SECTION II

TM 55-1905-219-34P-1

(1) ITEM NO	(2) SMR CODE	(3) CAGEC	(4) PART NUMBER	(5) DESCRIPTION AND USABLE ON CODES(UOC)	(6) QTY
				GROUP 05 ANCHOR HANDLING	
				FIG. 240 EXHAUST VALVE ARRANGEMENT	
1	PACZZ	72582	5151601	..NUT, PLAIN, HEXAGON ..	8
2	PACZZ	72582	5129101	..SETSCREW ..	8
3	PACZZ	72582	5117565	..BRIDGE, EXHAUST VALV ..	8
4	PACZZ	72582	5117564	..PIN, STRAIGHT, HEADLE ..	8
5	PACZZ	72582	5111337	..LOCK, VALVE SPRING R ONE-HALF ..	32
6	PACZZ	72582	23500501	..PARTS KIT, ENGINE PO ..	16
7	PACZZ	72582	5101101	..SEAT, VALVE ..	16
8	PACZZ	72582	5129919	..GUIDE, VALVE STEM ..	16
9	PACZZ	72582	5129920	..SEAL, VALVE GUIDE ..	16
10	PACZZ	72582	5117562	..WASHER, FLAT ..	16
11	PACZZ	72582	5147347	..SPRING, HELICAL, COMP ..	16
12	PACZZ	72582	5117563	..SEAT, HELICAL COMPRE ..	16

END OF FIGURE

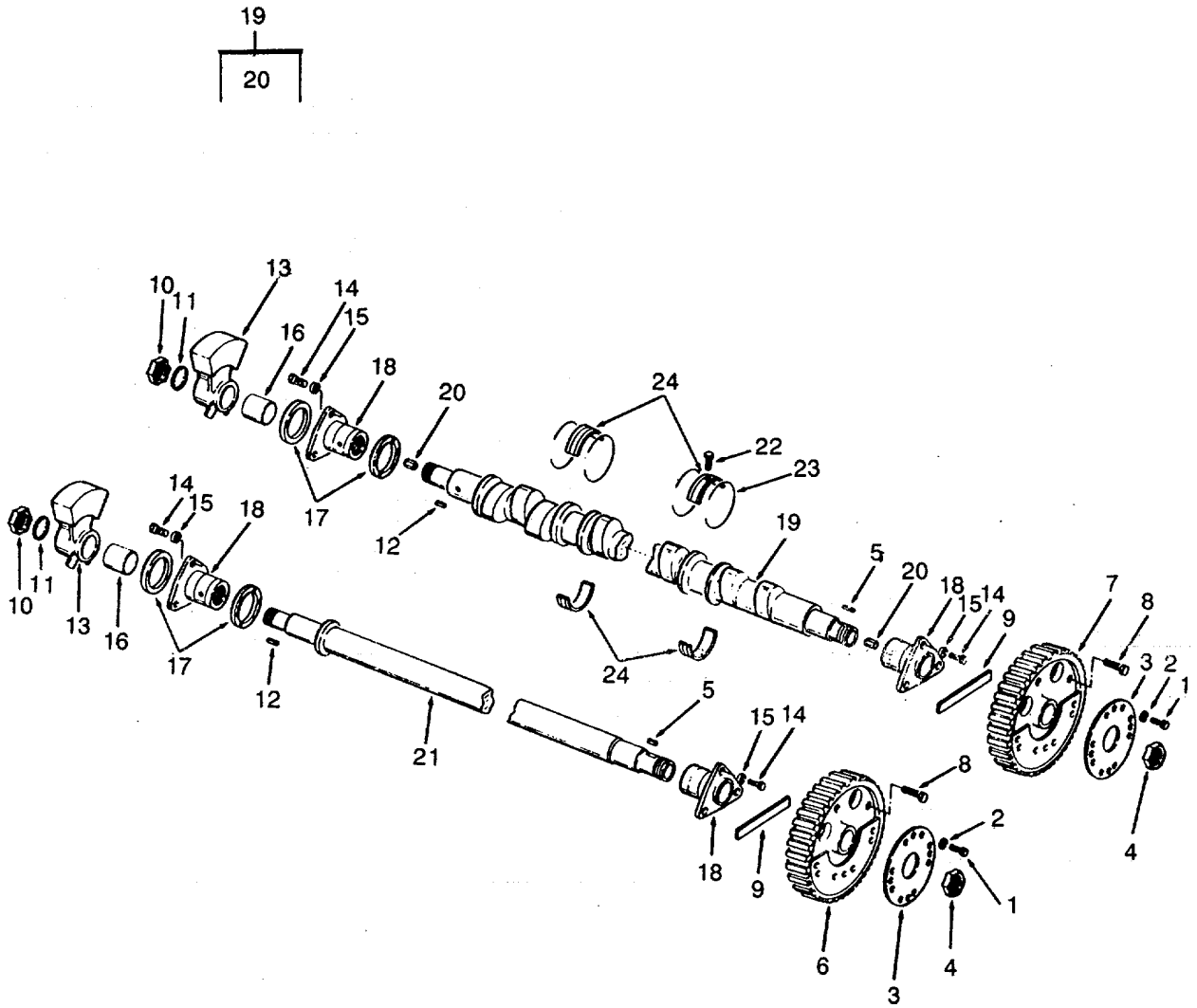


Figure 241. Camshaft and Gear Train

SECTION II

TM 55-1905-219-34P-1

(1) ITEM NO	(2) SMR CODE	(3) CAGEC	(4) PART NUMBER	(5) DESCRIPTION AND USABLE ON CODES(UOC)	(6) QTY
GROUP 05 ANCHOR HANDLING					
FIG. 241 CAMSHAFT AND GEAR TRAIN					
1	PACZZ	96906	MS90727-60	..SCREW, CAP, HEXAGON H	8
2	PACZZ	96906	MS35338-46	..WASHER, LOCK	8
3	XDCZZ	72582	5172734	..PLATE, RETAINING, SHA	2
4	PACZZ	72582	5150087	..NUT, PLAIN, HEXAGON	2
5	PACZZ	96906	MS35756-17	..KEY, WOODRUFF	2
6	PACZZ	72582	5121815	..GEAR, HELICAL	1
7	PACZH	72582	5121816	..GEAR, HELICAL	1
8	PACZZ	96906	MS90727-63	..SCREW, CAP, HEXAGON H	4
9	XDCZZ	72582	5121968	..DIFFERENTIAL, DRIVIN.....	2
10	PACZZ	72582	5150087	..NUT, PLAIN, HEXAGON	2
11	PACZZ	72582	5177769	..WASHER, LOCK	2
12	PACZZ	72582	5153914	..KEY, WOODRUFF	2
13	XDCZZ	72582	5153001	..WEIGHT FRONT	2
14	XDCZZ	96906	MS90725-61	..SCREW CAP HEX HEAD	12
15	PACZZ	96906	MS35338-46	..WASHER, LOCK	12
16	PACZZ	72582	5111423	..BEARING ASSY	2
17	PACZZ	72582	5111424	..BEARING, WASHER, THRU	4
18	PACZZ	72582	5111422	..BEARING, SLEEVE	4
19	PACZZ	72582	5149391	..CAMSHAFT, ENGINE	1
20	PACZZ	72582	5151277	...PIN, STRAIGHT, HEADLE	2
21	PACZZ	72582	5158672	..SHAFT, SHOULDERED	1
22	PACZZ	72582	5123383	..SETSCREW	2
23	PACZZ	72582	5115572	..RING, RETAINING.....	4
24	PACZZ	72582	5196022	..BEARING HALF SET, SL CONSISTS OF.....	2
1 UPPER AND 1 LOWER BEARING					

END OF FIGURE

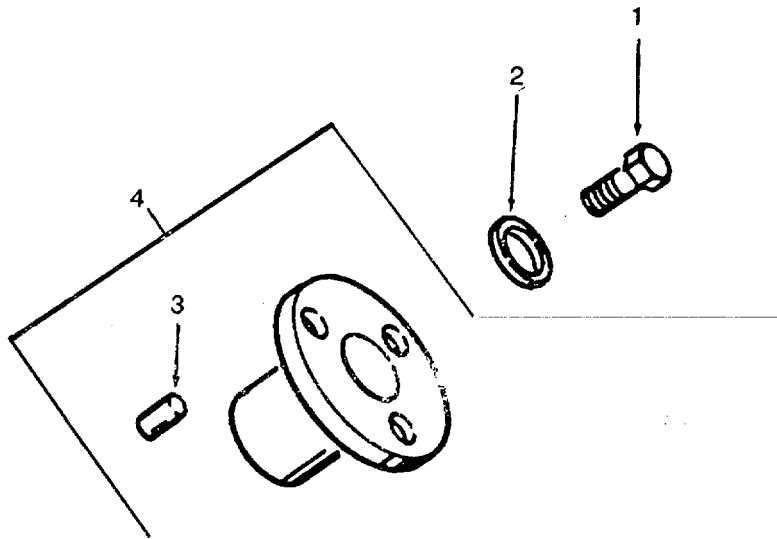


Figure 242. Idler Gear Hole Spacer Assembly

SECTION II		TM 55-1905-219-34P-1			
(1)	(2)	(3)	(4)	(5)	(6)
ITEM NO	SMR CODE	CAGEC	PART NUMBER	DESCRIPTION AND USABLE ON CODES(UOC)	QTY
				GROUP 05 ANCHOR HANDLING	
				FIG. 242 IDLER GEAR HOLE SPACER ASSEMBLY	
1	PACZZ	96906	MS90725-117	..SCREW, CAP, HEXAGON H	1
2	XDCZZ	72582	5167714	..WASHER IDLER GEAR	1
3	XDCZZ	72582	5131719	..SPACER, SLEEVE	1
4	PACZZ	72582	5151444	...PIN, HOLLOW	1

END OF FIGURE

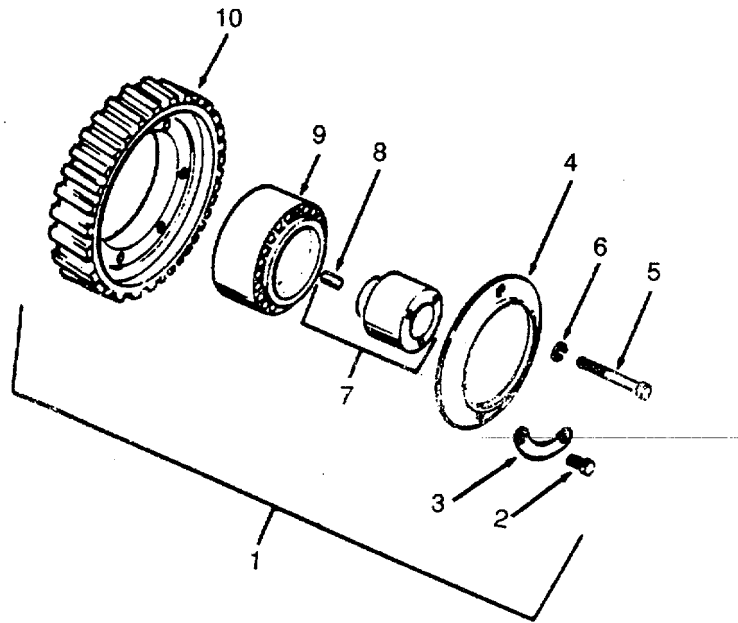


Figure 243. Idler Gear

SECTION II

TM 55-1905-219-34P-1

(1) ITEM NO	(2) SMR CODE	(3) CAGEC	(4) PART NUMBER	(5) DESCRIPTION AND USABLE ON CODES(UOC)	(6) QTY
				GROUP 05 ANCHOR HANDLING	
				FIG. 243 IDLER GEAR	
1	PACZH	72582	5199384	..GEAR, HELICAL	1
2	PACZZ	96906	MS90727-29	...SCREW, CAP, HEXAGON H	6
3	XDCZZ	72582	5176999	...LOCKING PLATE, NUT A	3
4	XDCZZ	72582	5176998	...PLATE, RETAINING, BEA	1
5	PACZZ	96906	MS90725-117	...SCREW, CAP, HEXAGON H.....	1
6	PACZZ	38597	50-4-18-17-7	...WASHER, FLAT	1
7	XDCZZ	72582	5130135	...HUB, BODY.....	1
8	PACZZ	72582	5151444PIN, HOLLOW.....	1
9	PACZZ	72582	7451948	..BEARING, ROLLER, TAPE.....	1
10	PACZZ	72582	5113817	...GEAR, HELICAL.....	1

END OF FIGURE

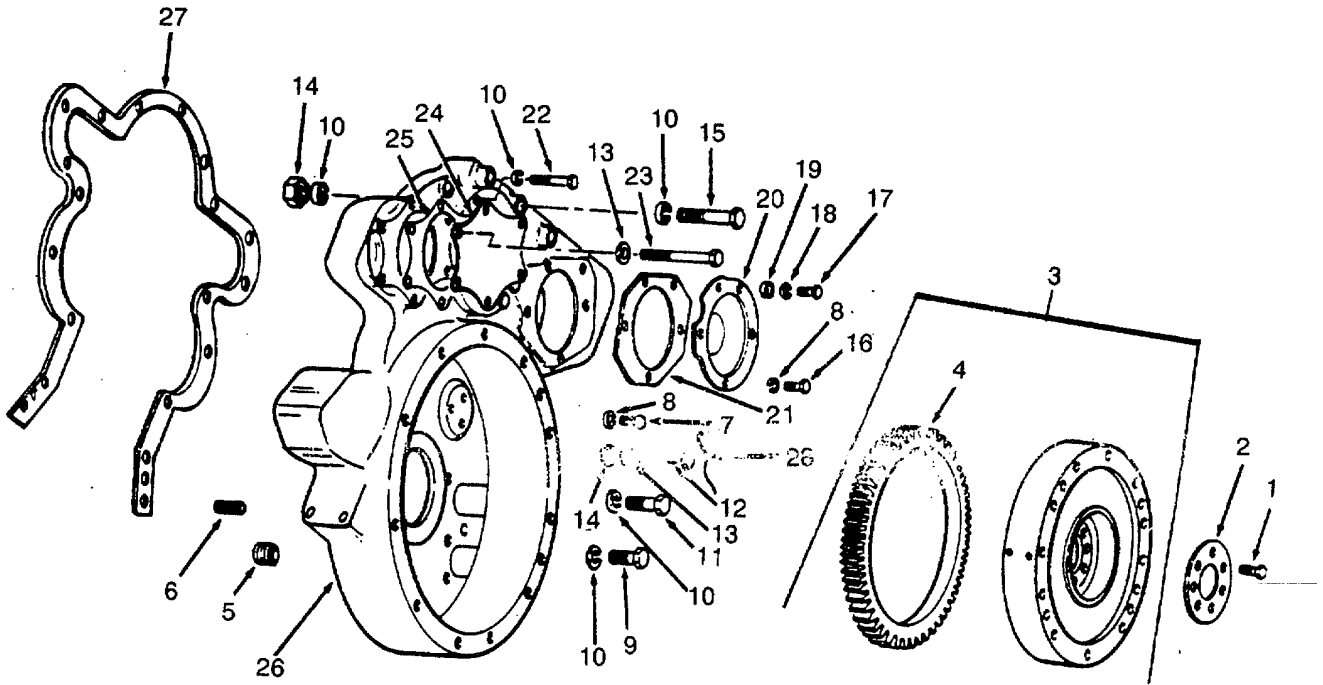


Figure 244. Flywheel and Housing

SECTION II

TM 55-1905-219-34P-1

(1) ITEM NO	(2) SMR CODE	(3) CAGEC	(4) PART NUMBER	(5) DESCRIPTION AND USABLE ON CODES(UOC)	(6) QTY
GROUP 05 ANCHOR HANDLING					
FIG. 244 FLYWHEEL AND HOUSING					
1	PACZZ	96906	MS90727-141	..SCREW, CAP, HEXAGON H	6
2	XDCZZ	72582	5120753	..PLATE, RETAINING, SHA	1
3	XDCHH	72582	5137697	..FLYWHEEL ASSEMBLY	1
4	PACZZ	72582	5184773	..GEAR, SPUR.....	1
5	PACZZ	96906	MS20913-10S	..PLUG, PIPE.....	1
6	PACZZ	96906	MS20913-8S	..PLUG, PIPE	1
7	XDCZZ	96906	MS90725-120	..SCREW CAP HEX HEAD.....	6
8	XDCZZ	96906	MS35338-48	..WASHER, LOCK	14
9	PACZZ	96906	MS90726-75	..SCREW, CAP, HEXAGON H.	4
10	PACZZ	96906	MS35338-46	..WASHER, LOCK	16
11	PACZZ	96906	MS18154-60	..SCREW, CAP, HEXAGON H.....	2
12	PACZZ	72582	9409028	..BOLT, SELF-LOCKING.....	6
13	PACZZ	72582	5138619	..WASHER, ENGINE.....	10
14	PACZZ	96906	MS51968-8	..NUT, PLAIN, HEXAGON.....	8
15	XDCZZ	96906	MS90726-74	..SCREW, CAP, HEXAGON H.....	4
16	PACZZ	96906	MS90725-109	..SCREW, CAP, HEXAGON H.....	8
17	PACZZ	96906	MS9C725-84	..SCREW, CAP, HEXAGON H.....	2
18	PACZZ	96906	MS35338-47	..WASHER, LOCK.....	2
19	PACZZ	72582	5150568	..WASHER, FLAT	2
20	XDCZZ	72582	5122281	..COVER, ACCESS	2
21	PACZZ	72582	5117061	..GASKET PART OF KIT P/N 5193114.....	2
22	PACZZ	96906	MS18154-59	..SCREW, CAP, HEXAGON H.....	2
23	XDCZZ	96906	MS90726-78	..SCREW, CAP, HEXAGON H.....	4
24	XDCZZ	72582	5154669	..COVER FLYWHEEL.....	1
25	PACZZ	72582	5113061	..GASKET PART OF KIT P/N 5193114.....	1
26	XDCZZ	72582	5136473	..HOUSING FLYWHEEL AS.....	1
27	PACZZ	72582	5150054	..GASKET PART OF KIT P/N 5193114.....	1
28	XDCZZ	72582	5187323	..WIRE	2

END OF FIGURE

3
4 THRU 7

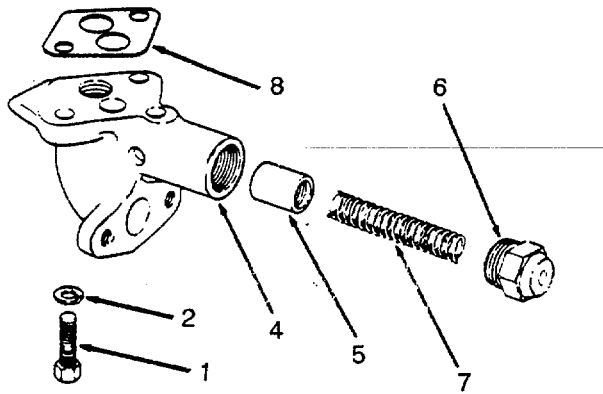


Figure 245. Oil Pressure Regulator

SECTION II

TM 55-1905-219-34P-1

(1) ITEM NO	(2) SMR CODE	(3) CAGEC	(4) PART NUMBER	(5) DESCRIPTION AND USABLE ON CODES(UOC)	(6) QTY
-------------------	--------------------	--------------	-----------------------	---	------------

GROUP 05 ANCHOR HANDLING

FIG. 245 OIL PRESSURE REGULATOR

1	XDCZZ	96906	MS90725-35	..BOLT, MACHINE	2
2	XDCZZ	96906	MS35338-45	..WASHER, LOCK	2
3	PACZZ	72582	5159384	..REGULATOR, OIL PRESS	1
4	XDCZZ	72582	5159382	...BODY, REGULATOR, OIL.....	1
5	PACZZ	72582	5120082	...DISK, VALVE	1
6	PACZZ	72582	5156816	...PLUG, VENT.....	1
7	PACZZ	72582	5156815	...SPRING, HELICAL, COMP.....	1
8	KFCZZ	72582	5154199	..GASKET P/N 5193114, KIT 5192107 LISTED IN FIGURE 241 PART OF KIT P/N 5192107	1

END OF FIGURE

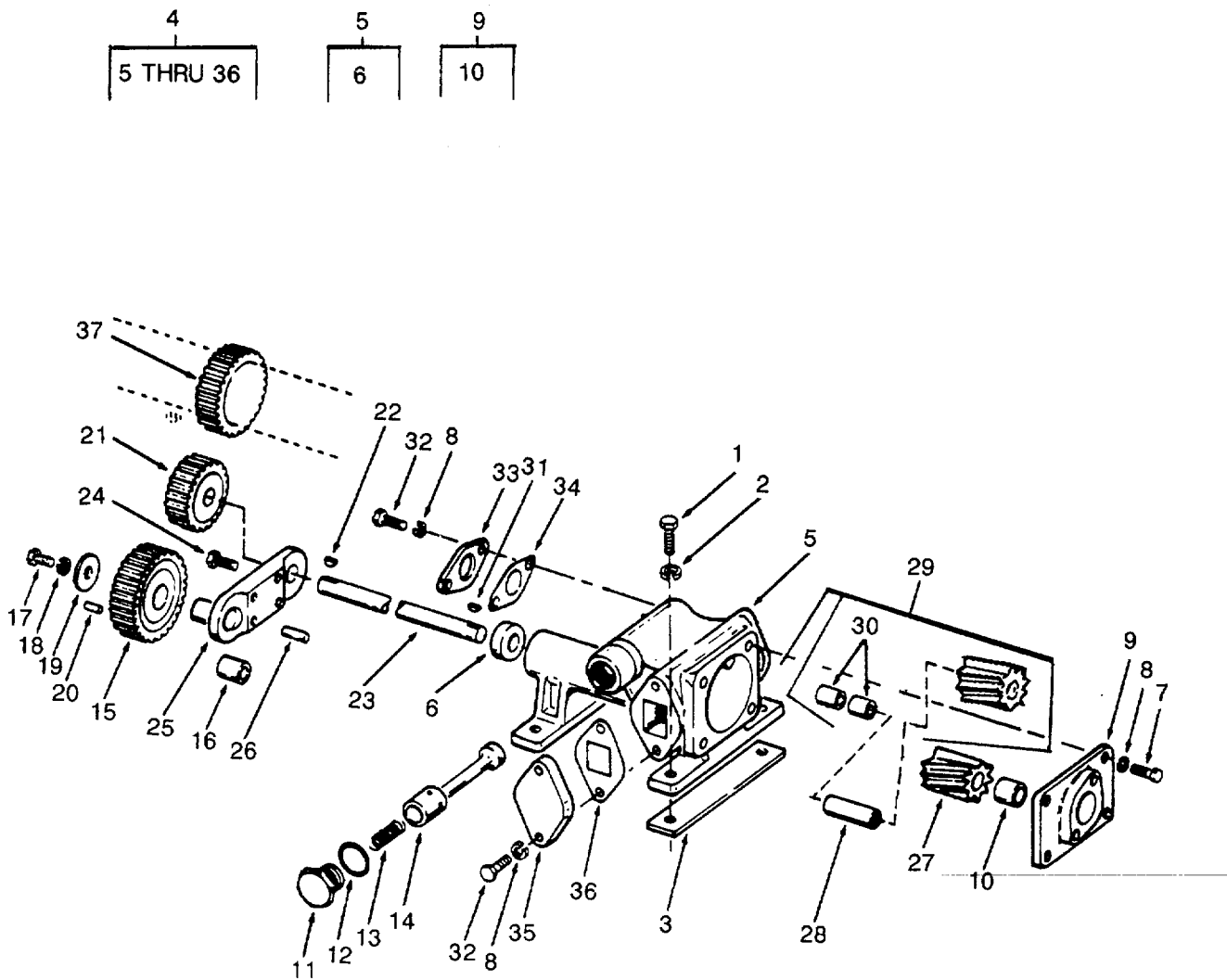


Figure 246. Oil Pump

SECTION II

TM 55-1905-219-34P-1

(1) ITEM NO	(2) SMR CODE	(3) CAGEC	(4) PART NUMBER	(5) DESCRIPTION AND USABLE ON CODES(UOC)	(6) QTY
GROUP 05 ANCHOR HANDLING					
FIG. 246 OIL PUMP					
1	PACZZ	96906	MS90727-60	..SCREW, CAP, HEXAGON H	4
2	PACZZ	96906	MS35338-46	..WASHER, LOCK	4
3	PACZZ	72582	5176119	..SHIM.....	2
4	PACZZ	72582	5175986	..OIL PUMP ASSEMBLY, E	1
5	XDCZZ	72582	5175680	...BODY ASSEMBLY OIL	1
6	KBCZZ	72582	5153147BEARING, SLEEVE PART OF KIT P/N 5194800	2
7	PACZZ	94906	MS90725-36	...BOLT, MACHINE	4
8	XDCZZ	96906	MS35338-45	...WASHER, LOCK	8
9	XDCZZ	72582	5154252	...COVER ASSEMBLY, OIL	1
10	KBCZZ	72582	5153154BEARING, SLEEVE PART OF KIT P/N 5194800	1
11	PACZZ	72582	5152613	... PLUG, MACHINE THREAD	2
12	KFCZZ	72582	105456	...GASKET PART SET P/N 5192107 PART OF KIT P/N 5194800.....	2
13	KBCZZ	72582	5155765	...SPRING, HELICAL, COMP PART OF KIT P/N 5194800.....	1
14	PACZZ	72582	5153247	...VALVE, SAFETY RELIEF	1
15	KBCZZ	72582	5156683	...GEAR, SPUR PART OF KIT P/N 5194800	1
16	KBCZZ	72582	5156521BEARING, SLEEVE PART OF KIT P/N 5194800	1
17	PACZZ	96906	MS90725-33	...BOLT, MACHINE	1
18	PACZZ	72582	5175944	...WASHER, KEYWAY	1
19	PACZZ	72582	5169197	...WASHER, KEYWAY	1
20	PACZZ	96906	M535677-15	...PIN, GROOVED, HEADLES	1
21	KBCZZ	72580	5156528	...GEAR, SPUR PART OF KIT P/N 5194800	1
22	PACZZ	72582	103905KEY	1
23	KBCZZ	72582	5153309	...SHAFT, SHOULDERED PART OF KIT P/N 5194800.....	1
24	PACZZ	96906	MS18154-59	...SCREW, CAP, HEXAGON H	1
25	XDCZZ	72582	5169195	...BRACKET, EYE, NONROTA	1
26	PACZZ	72582	5176035	...PIN, STRAIGHT, HEADLE	1
27	KBCZZ	72582	5166650	...GEAR, HELICAL PART OF KIT P/N 5194800.....	1
28	KBCZZ	72582	5153310	...PIN, STRAIGHT, HEADLE PART OF KIT P/N 5194800.....	1
29	KBCZZ	72582	5166649	...GEAR, HELICAL PART OF KIT P/N 5194800.....	1
30	KBCZZ	72582	5166840BEARING, SLEEVE PART OF KIT P/N 5194800.....	2
31	PACZZ	72582	103905	KEY	1
32	PACZZ	96906	MS90728-32	...BOLT, MACHINE	4
33	XDCZZ	72582	5156955	...COVER, ACCESS	1
34	KFCZZ	72582	5151370	...GASKET PART OF SET P/N 5192107 PART OF KIT P/N 5194800.....	1
35	XDCZZ	72582	5153311	...COVER, ACCESS	1
36	KFCZZ	72582	5153313	...GASKET PART OF SET P/N 5192107 PART OF KIT P/N 5194800	1

SECTION II		TM 55-1905-219-34P-1			
(1)	(2)	(3)	(4)	(5)	(6)
ITEM NO	SMR CODE	CAGEC	PART NUMBER	DESCRIPTION AND USABLE ON CODES(UOC)	QTY
37	PACZZ	72582	5156532	..GEAR, SPUR	1
	PACZZ	72582	5194800	PARTS KIT, ENGINE OI	1
				BEARING, SLEEVE (2) 246-6	
				BEARING, SLEEVE (1) 246-10	
				BEARING, SLEEVE (1) 246-16	
				BEARING, SLEEVE (2) 246-30	
				GASKET (2) 246-12	
				GASKET (1) 246-34	
				GASKET (1) 246-36	
				GEAR, HELICAL (1) 246-27	
				GEAR, HELICAL (1) 246-29	
				GEAR, SPUR (1) 246-15	
				GEAR, SPUR (1) 246-21	
				PIN, STRAIGHT, HEADLE (1) 246-28	
				SHAFT, SHOULDERED (1) 246-23	
				SPRING, HELICAL, COMP (1) 246-13	

END OF FIGURE

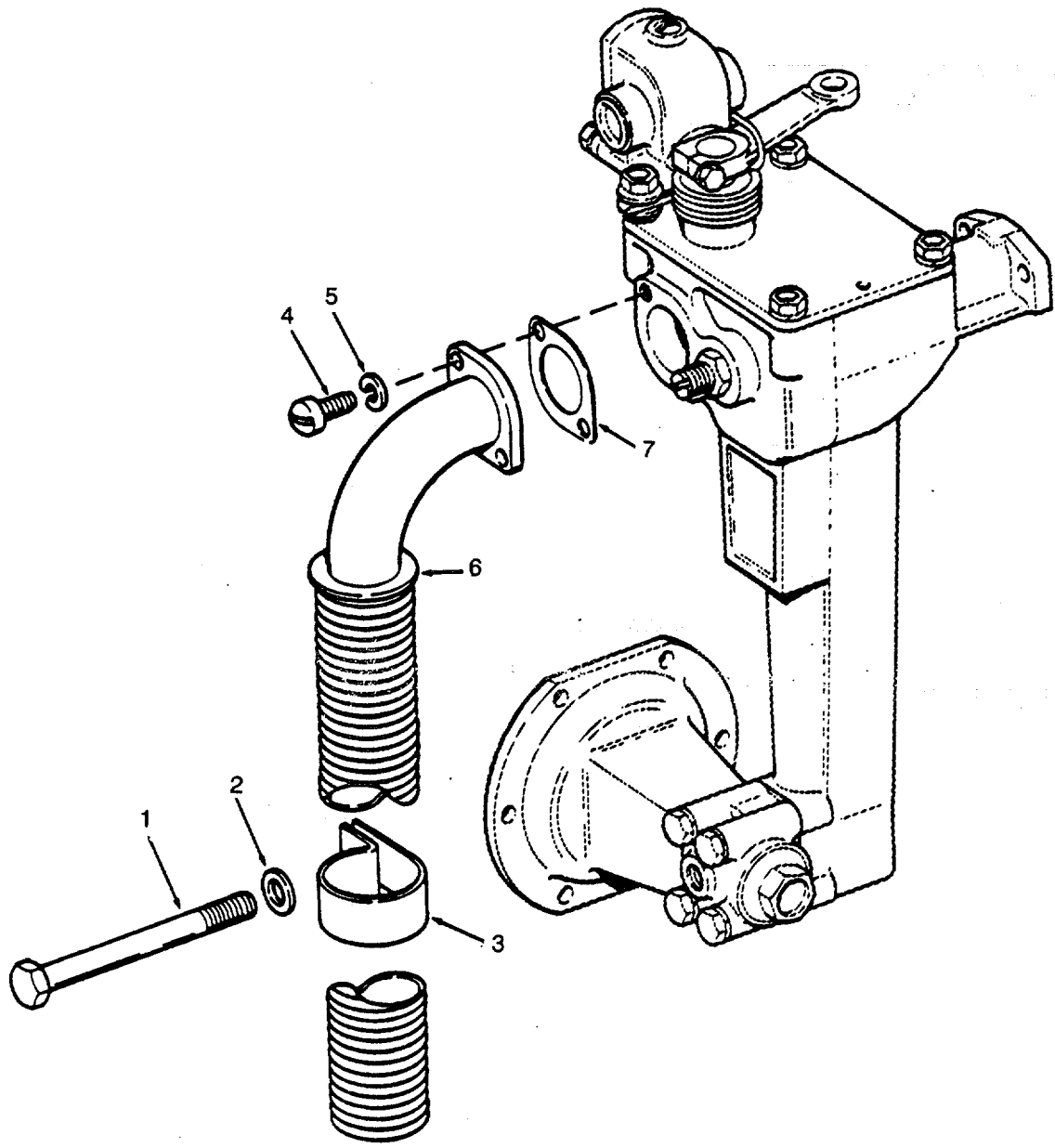


Figure 247. Breather Tube

SECTION II

TM 55-1905-219-34P-1

(1) ITEM NO	(2) SMR CODE	(3) CAGEC	(4) PART NUMBER	(5) DESCRIPTION AND USABLE ON CODES(UOC)	(6) QTY
-------------------	--------------------	--------------	-----------------------	---	------------

GROUP 05 ANCHOR HANDLING

FIG. 247 BREATHER TUBE

1	PACZZ	96906	MS90725-52	..BOLT, MACHINE	1
2	PACZO	96906	MS27183-11	..WASHER, FLAT	1
3	PACZZ	72582	2419766	..CLIP	1
4	PACZZ	96906	MS35265-63	..SCREW, MACHINE	2
5	PACZZ	96906	MS35338-43	..WASHER, LOCK	2
6	XDCZZ	72582	5147019	..PIPE ASSEMBLY, BREA.....	1
7	PACZZ	72582	5150900	..GASKET PART OF KIT P/N 5193111	1

END OF FIGURE

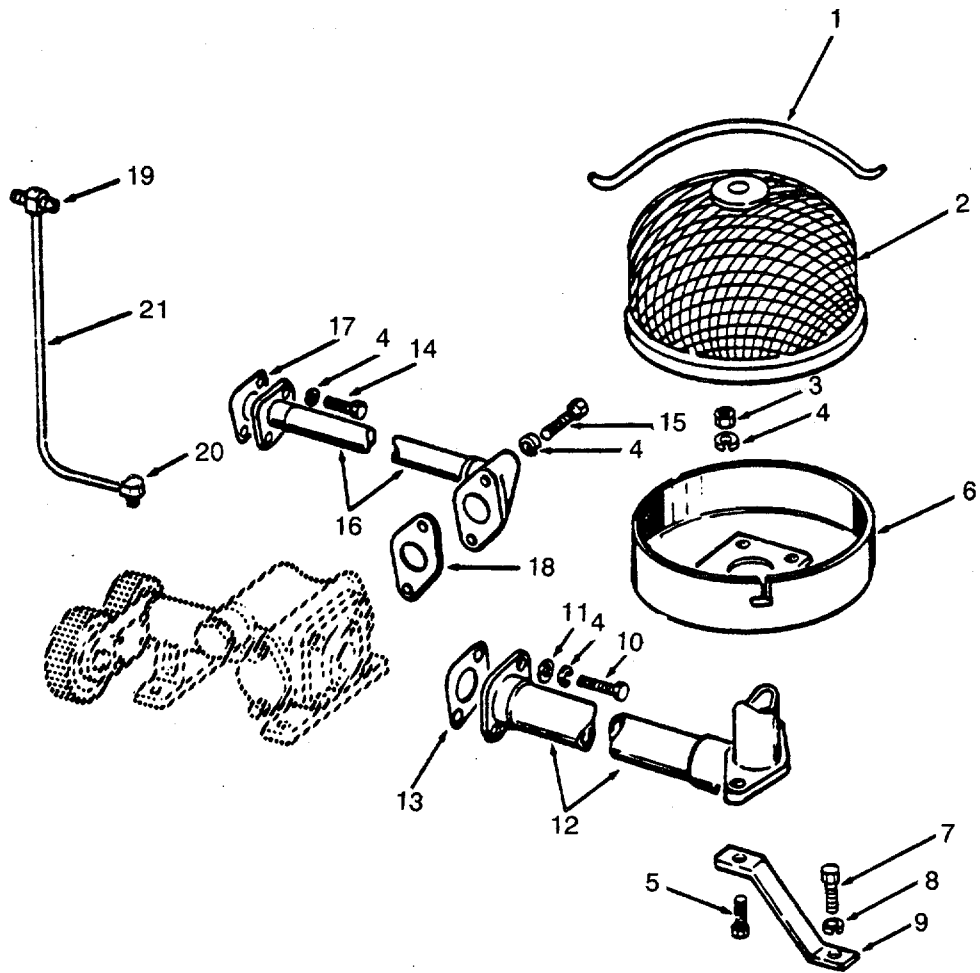


Figure 248. Oil Distribution System

SECTION II

TM 55-1905-219-34P-1

(1) ITEM NO	(2) SMR CODE	(3) CAGEC	(4) PART NUMBER	(5) DESCRIPTION AND USABLE ON CODES(UOC)	(6) QTY
GROUP 05 ANCHOR HANDLING					
FIG. 248 OIL DISTRIBUTION SYSTEM					
1	PACZZ	72582	5153284	..CLIP, RETAINING	1
2	PACZZ	72582	5153286	..STRAINER ELEMENT, SE	1
3	PACZZ	96906	MS51968-5	..NUT, PLAIN, HEXAGON	2
4	XDCZZ	96906	MS35338-45	..WASHER, LOCK	6
5	PACZZ	72586	9417889	..BOLT, MACHINE	2
6	XDCZZ	72582	5118302	..STRAINER, OIL PUMP	1
7	PACZZ	96906	MS90727-58	..SCREW, CAP, HEXAGON H	2
8	PACZZ	96906	MS35338-46	..WASHER, LOCK	2
9	XDCZZ	72582	5166868	..BRACKET, INLET SCREE	2
10	PACZZ	96906	MS90725-34	..BOLT, MACHINE	2
11	PACZO	96906	MS27183-11	..WASHER, FLAT	2
12	XDCZZ	72582	5166848	..INLET, BENT, PUMP, OIL	1
13	KBCZZ	72582	5153627	..GASKET PART OF KIT P/N 5192107	1
14	PACZZ	96906	MS90725-33	..BOLT, MACHINE	2
15	XDCZZ	96906	MS90725-35	..BOLT, MACHINE	2
16	XDCZZ	72582	5159388	..PIPE, OUTLET, OIL PUM	1
17	KBCZZ	72582	5151370	..GASKET PART OF KIT P/N 5192107	1
18	KBCZZ	72582	5153313	..GASKET PART OF KIT P/N 5192107	1
19	XDCZZ	72582	5167220	..TEE, PIPE TO TUBE	1
20	PACZZ	96906	MS51879-4	..ELBOW, PIPE TO TUBE	1
21	XDCZZ	72582	5150431	..TUBE ASSEMBLY, METAL	1
	PCCZZ	72582	5192107	GASKET SET	1
				GASKET (1) 237-5	
				GASKET (1) 237-9	
				GASKET (1) 245-8	
				GASKET (1) 248-13	
				GASKET (1) 248-17	
				GASKET (1) 248-18	

END OF FIGURE

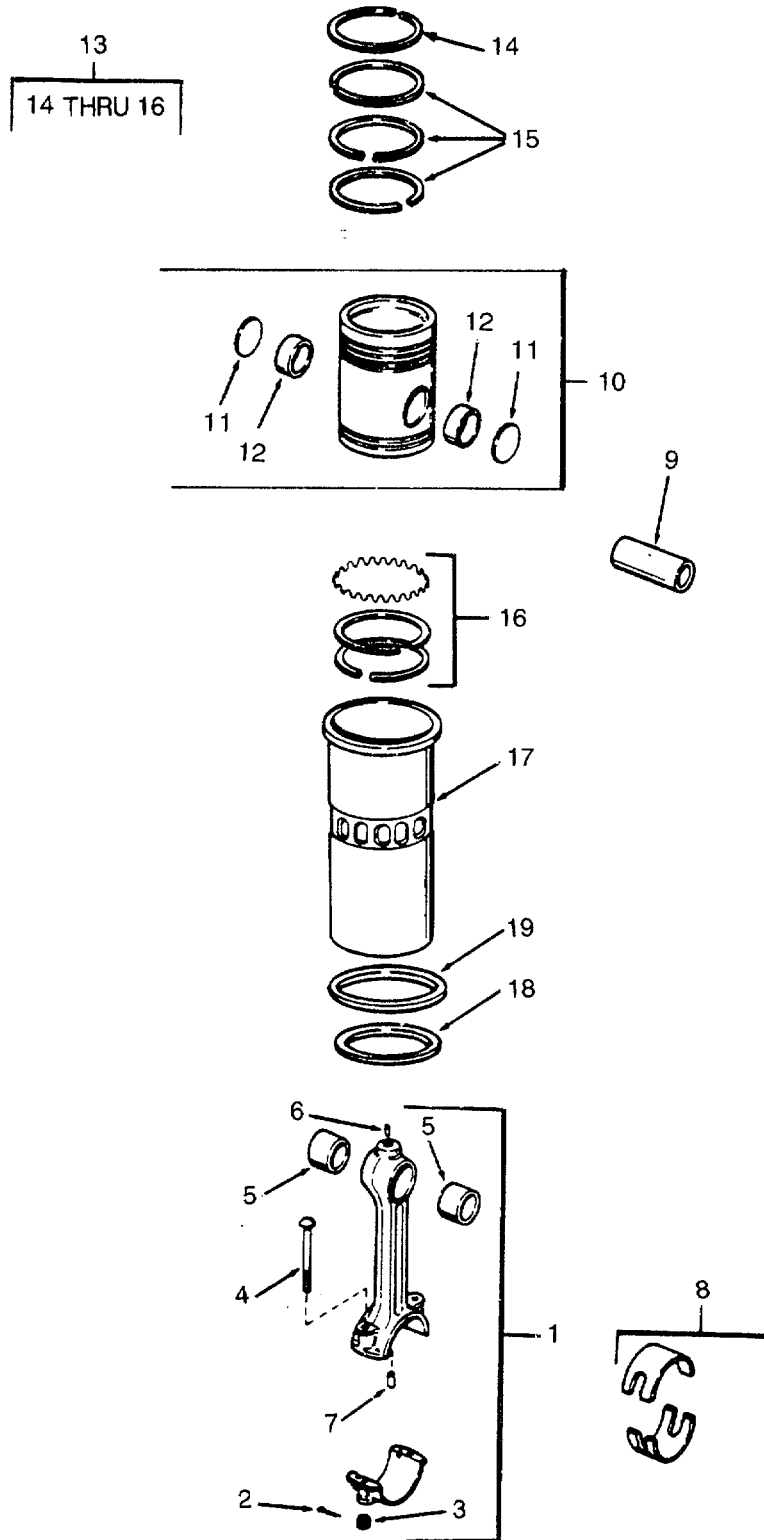


Figure 249. Piston, Connecting Rods and Liners

SECTION II

TM 55-1905-219-34P-1

(1) ITEM NO	(2) SMR CODE	(3) CAGEC	(4) PART NUMBER	(5) DESCRIPTION AND USABLE ON CODES(UOC)	(6) QTY
GROUP 05 ANCHOR HANDLING					
FIG. 249 PIATONS, CONNECTING RODS AND LINERS					
1	PACHH	72582	5135515	..CONNECTING ROD, PIST	4
2	PACZZ	96906	MS24665-283	...PIN, COTTER	2
3	PACZZ	72582	5117629	...NUT, PLAIN, HEXAGON	2
4	XDCZZ	72582	5125036	...BOLT, SHOULDER	2
5	PACZZ	72582	5157274	...BEARING, SLEEVE	2
6	PACZZ	72582	5150140	...NOZZLE, OIL	1
7	PACZZ	72582	5154360	...BEARING, ORIFICE	1
8	PACZZ	72582	5192895	..BEARING, SLEEVE	4
9	KBCZZ	72582	5188406	..PIN, PISTON PART OF KIT P/N 5149265	4
10	KBCZZ	72582	5198839	..PISTON ASSEMBLY PART OF KIT P/N 5149265	4
11	KBCZZ	72582	5188405	...DISK, SOLID, PLAIN PART OF KIT P/N 5149265	2
12	PACZZ	72582	5155839	...BEARING, SLEEVE	2
13	PACZZ	72582	5199805	..RING SET, PISTON PART OF KIT P/N 5149265	4
14	XACZZ	72582	5136200	...RING, PISTON	1
15	XACZF	72582	5122321	...RING, PISTON	3
16	XDCZZ	72532	5197489	...RING SET, PISTON CONSISTS OF SCRAPERS AND EXPANDER FOR ONE PISTON	1
17	KBCZZ	72582	5113953	..CYLINDER SLEEVE PART OF KIT P/N 5149265	4
18	PACZZ	72582	5184484	..SEAL RING, METAL FOR USE WITH STANDARD THROUGH 0.005 OVERSIZE LINER	4
19	PACZZ	72582	5193316-A	..CYLINDER SLEEVE FOR USE WITH 0.010 TO 0.030 OVERSIZE LINER	4
19	XDCZZ	72582	5148399	..INSERT CYLINDER LIN	4
19	XDCZZ	72582	5148440	..INSERT, CYLINDER LIN	4
	PACZZ	72582	5149265	PARTS KIT, PISTON AS CONSISTS OF STANDARD SIZE PISTON ASSY, RING SET, PISTON PIN, PIN RETAINER AND CYLINDER LINER FOR ONE CYLINDER.....	1
				CYLINDER SLEEVE (4) 249-17	
				DISK, SOLID, PLAIN (2) 249-11	
				PIN, PISTON (4) 249-9	
				PISTON ASSEMBLY (4) 249-10	
				RING SET, PISTON (4) 249-13	

END OF FIGURE

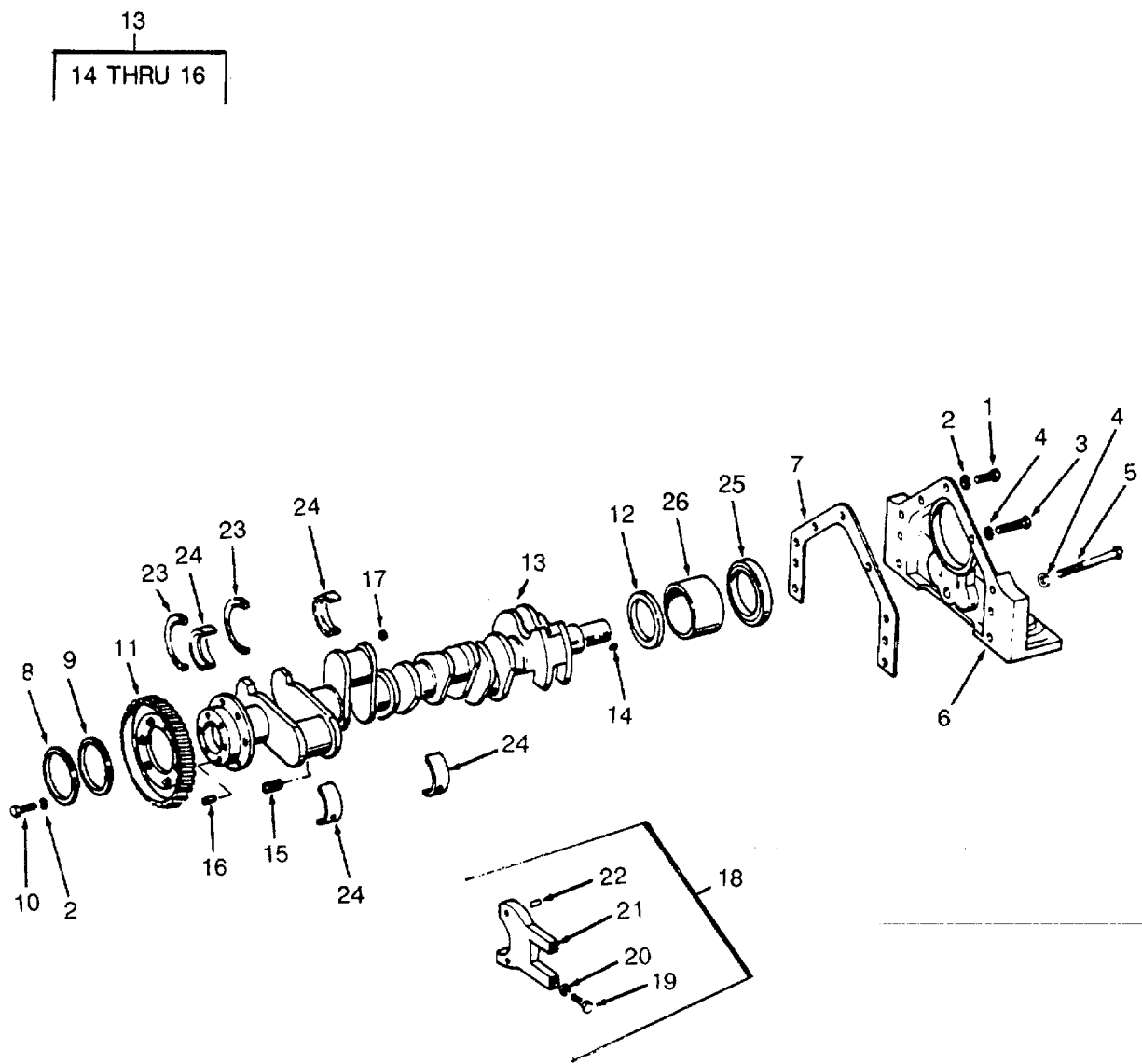


Figure 250. Crankshaft and Bearings

SECTION II

TM 55-1905-219-34P-1

(1) ITEM NO	(2) SMR CODE	(3) CAGEC	(4) PART NUMBER	(5) DESCRIPTION AND USABLE ON CODES(UOC)	(6) QTY
GROUP 05 ANCHOR HANDLING					
FIG. 250 CRANKSHAFT AND BEARING					
1	XDCZZ	96906	MS90726-58	..SCREW, CAP, HEXAGON H	3
2	PACZZ	96906	MS35338-46	..WASHER, LOCK	9
3	XDCZZ	96906	MS90725-116	..SCREW CAP HEX HEAD.....	2
4	XDCZZ	96906	MS35338-48	..WASHER, LOCK	4
5	PACZZ	96906	MS90725-122	..SCREW, CAP, HEXAGON H	2
6	XDCZZ	72582	5175939	..COVER CRANKSHAFT	1
7	PACZZ	72582	5150181	..GASKET PART OF KIT P/N 5193114	1
8	PACZZ	72582	5114335	..SEAL, PLAIN ENCASED	1
9	PACZZ	72582	5192496	..RING, RETAINING	1
10	PACZZ	72582	515C271	..BOLT, MACHINE	6
11	PACZZ	72582	5113814	..GEAR, HELICAL	1
12	PACZZ	72582	5150174	..DEFLECTOR, DIRT AND	1
13	PACFH	72582	5182941	..CRANKS HAFT, ENGINE.....	1
14	PACZO	96906	MS35756-12	..KEY, WOODRUFF	1
15	PACZZ	96906	MS20913-1S	..PLUG, PIPE	4
16	PACZZ	72582	5177528	..PIN, STRAIG HT, HEADLE	2
17	PACZZ	96906	MS20913-2S	..PLUG, PIPE	1
18	XDCZZ	72582	5191503	..CAP SET, MAIN BEARIN	5
19	PACZZ	72582	5152149	..BOLT, MACHINE	2
20	XDCZZ	96906	MS35338-50	..WASHER, LOCK.	2
21	PACZZ	72582	5158674	..CAP, BEARING	1
22	PACZZ	72582	141346	..PIN, STRAIG HT, HEADLE.	4
23	PACZZ	72582	5159353	..WASHER HALF, THRUST STANDARD	4
24	PACZZ	72582	5192874	..BEARING HALF SET, SL STANDARD,	5
INCLUDES BOTH HALVES.....					
25	PACZZ	72582	5115454	..SEAL, PLAIN ENCASED.....	1
26	XDCZZ	72582	5132430	..SPACER, CRANKSHAFT	1

END OF FIGURE

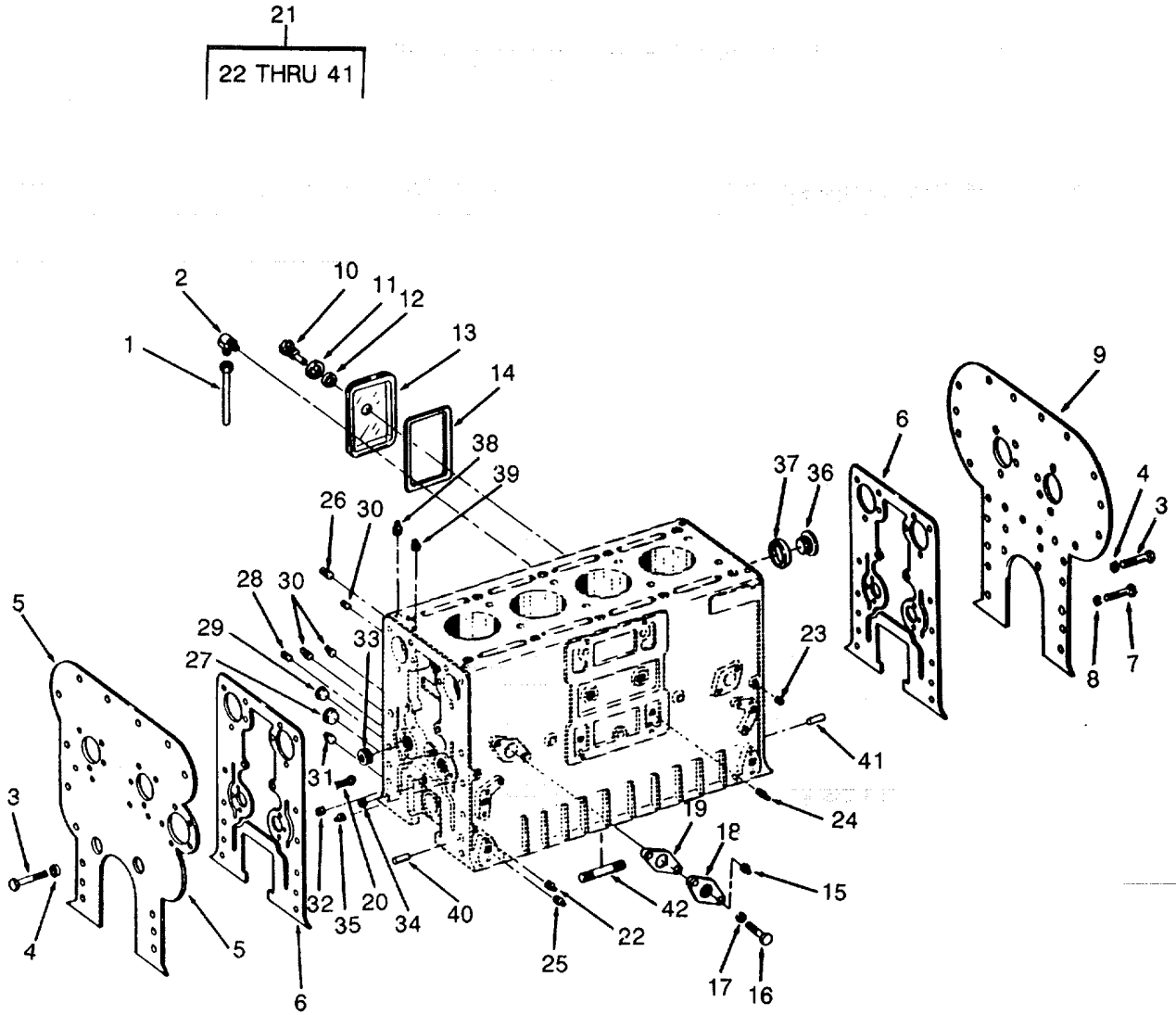


Figure 251. Cylinder Block

SECTION II

TM 55-1905-219-34P-1

(1) ITEM NO	(2) SMR CODE	(3) CAGEC	(4) PART NUMBER	(5) DESCRIPTION AND USABLE ON CODES(UOC)	(6) QTY
GROUP 05 ANCHOR HANDLING					
FIG. 251 CYLINDER BLOCK					
1	PACZZ	72582	5158825	..TUBE ASSEMBLY, METAL	2
2	XDCZZ	96906	MS51879-5	..ELBOW, PIPE TO TUBE	2
3	PACZZ	96906	MS18154-60	..SCREW, CAP, HEXAGON H	12
4	PACZZ	72582	MS35338-46	..WASHER, LOCK	12
5	PACZZ	72582	5150060	..PLATE, CYLINDER REAR.....	1
6	KFCZZ	72582	5177798	..GASKET PART OF KIT P/N 5193114	2
7	PACZZ	96906	MS90725-110	..SCREW, CAP, HEXAGON H	2
8	XDCZZ	96906	MS35338-48	..WASHER, LOCK	2
9	PACZZ	72582	5152878	..PLATE, CYLINDER FRON	1
10	PACZZ	72582	108608	..SCREW, CAP, HEXAGON H	4
11	PACZZ	96906	MS27183-13	..WASHER, FLAT	4
12	PACZZ	72582	105451	..GASKET	4
13	XDCZZ	72582	5153117	..COVER, ACCESS.....	4
14	PACZZ	72582	5150020	..GASKET PART OF KIT P/N 5193114	4
15	PACZZ	96906	MS20913-2S	..PLUG, PIPE	1
16	PACZZ	96906	MS90725-33	..BOLT, M ACHINE	2
17	XDCZZ	96906	MS35338-45	..WASHER, LOCK	2
18	XDCZZ	72582	5164190	..COVER, ACCESS	1
19	PACZZ	72582	5116357	..GASKET PART OF KIT P/N 5193114	1
20	PACZZ	72582	5153467	..CLEANER, WIRE.....	4
21	PAHZZ	72582	5194900	..ENGINE BLOCK, DIESEL	1
22	PACZZ	96906	MS20913-1S	...PLUG, PIPE	5
23	PACZZ	96906	MS49005-4	...PLUG, PIPE	6
24	PACZZ	96906	MS20913-3S	...COUPLING HALF, QUICK 3/8 STEEL SHIPPED LOOSE W/CYLINDER BLOCK.....	2
25	PACZZ	96906	MS49005-8	...PLUG, PIPE 1/2-14 NPTF STEEL SHIPPED LOOSE W/CYLINDER BLOCK.....	2
26	PACZZ	96906	MS20913-1S	...PLUG, PIPE 1/8 STEEL SHIPPED LOOSE W/CYLINDER BLOCK	2
27	PACZZ	72582	5150014	...PLUG, EXPANSION	2
28	PACZZ	96906	MS49005-4	...PLUG, PIPE 1/4-18 NPTF STEEL SHIPPED LOOSE W/CYLINDER BLOCK.....	5
29	XDCZZ	72582	5139988	...PLUG, EXPANSION	2
30	PACZZ	72582	5151272	...PLUG, PROTECTIV EDUS	4
31	PACZZ	96906	MS20913-6S	... PLUG, PIPE	2
32	PACZZ	72582	5150130	...PLUG, EXPANSION	2
33	PACZZ	96906	MS20913-8S	...PLUG, PIPE	6
34	PACZZ	72582	5154319	...PIN, STRAIGHT, HEADLE SHIPPED LOOSE W/CYLINDER BLOCK.....	3
35	PACZZ	96906	MS49005-8	...PLUG, PIPE	2
36	PACZZ	72682	5178998	...PLUG, MACHINE THREAD.....	4
37	KFCZZ	72582	5178997	...GASKET PART OF KIT P/N 5193114	4
38	XDCZZ	72582	5183304	...PLUG SPECIAL	4
39	PACZZ	96906	MS49005-6	...PLUG, PIPE 3/8-18 NPTF STEEL SHIPPED LOOSE W/CYLINDER BLOCK.....	1
40	PACZZ	72582	5151576	...PIN, STRAIGHT, HEADLE SHIPPED LOOSE W/CYLINDER BLOCK	4
41	PACZZ	72582	141346	...PIN, STRAIGHT, HEADLE SHIPPED	4

SECTION II

TM 55-1905-219-34P-1

(1) ITEM NO	(2) SMR CODE	(3) CAGEC	(4) PART NUMBER	(5) DESCRIPTION AND USABLE ON CODES(UOC)	(6) QTY
42	PACZZ	72582	5150129	LOOSE W/CYLINDER BLOCK ..STUD, PLAIN OIL PUMP TO BEARING CAP.....	2
	PACZZ	72582	5193114	GASKET SET CONSISTS OF THE NECESSARY GASKETS FOR A COMPLETE ENGINE OVERHAUL	1
				GASKET (1) 211-7	
				GASKET (1) 211-9	
				GASKET (1) 217-52	
				GASKET (2) 223-27	
				GASKET (2) 224-7	
				GASKET (2) 224-9	
				GASKET (1) 224-16	
				GASKET (1) 226-9	
				GASKET (4) 227-6	
				GASKET (1) 228-7	
				GASKET (1) 228-15	
				GASKET (1) 228-20	
				GASKET (1) 229-35	
				GASKET (2) 233-5	
				GASKET (3) 234-7	
				GASKET (1) 234-12	
				GASKET (2) 234-19	
				GASKET (1) 235-4	
				GASKET (2) 244-21	
				GASKET (1) 244-25	
				GASKET (1) 244-27	
				GASKET (1) 247-7	
				GASKET (1) 250-7	
				GASKET (2) 251-6	
				GASKET (4) 251-14	
				GASKET (1) 251-19	
				GASKET (4) 251-37	
				WASHER, FLAT (1) 223-28	

END OF FIGURE

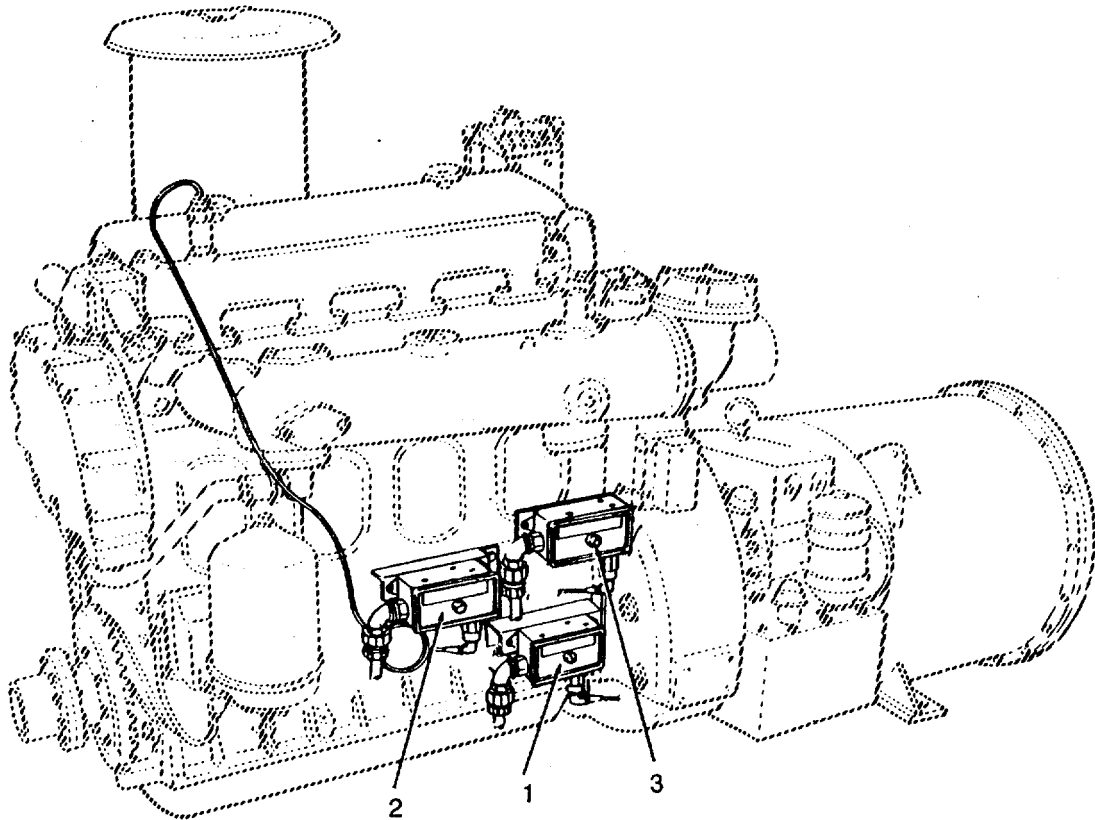


Figure 252. Anchor Winch Engine Pressure Switches

SECTION II

TM 55-1905-219-34P-1

(1)	(2)	(3)	(4)	(5)	(6)
ITEM	SMR		PART		
NO	CODE	CAGEC	NUMBER	DESCRIPTION AND USABLE ON CODES(UOC)	QTY

GROUP 05 ANCHOR HANDLING

FIG. 252 ANCHOR WINCH ENGINE
PRESSURE SWITCHES

1	PACZZ	19278	223718	SWITCH, PRESSURE	1
2	PACZA	19278	223733CL	SWITCH, THERMOSTATIC	1
3	XDCZZ	19278	223717	SWITCH OIL PRESSURE	1

END OF FIGURE

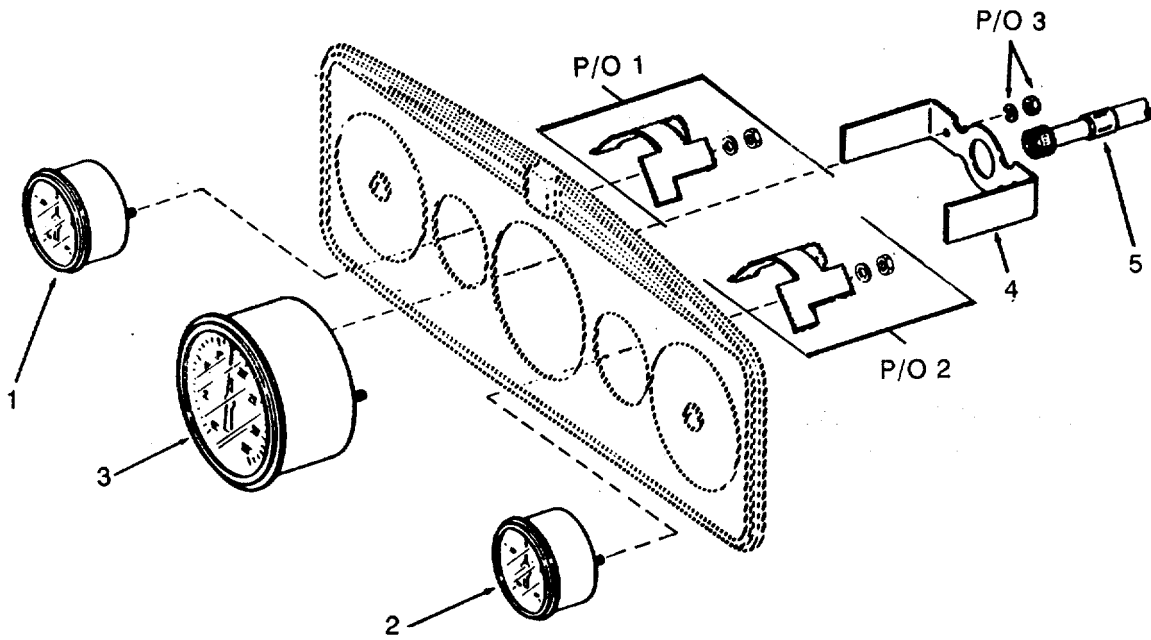


Figure 253. Instrument Panel and Tachometer

SECTION II

TM 55-1905-219-34P-1

(1) ITEM NO	(2) SMR CODE	(3) CAGEC	(4) PART NUMBER	(5) DESCRIPTION AND USABLE ON CODES(UOC)	(6) QTY
GROUP 05 ANCHOR HANDLING					
FIG. 253 INSTRUMENT PANEL AND TACHOMETER					
1	PACZZ	24617	6463913	GAGE, PRESSURE, DIAL INCLUDES ATTACHING HARDWARE	1
2	XDCZZ	72582	08993092	GAGE, WATER INCLUDES ATTACHING HARDWARE	1
3	PACZZ	72582	5658117	TACHOMETER INCLUDES ATTACHING HARDWARE	1
4	XDCZZ	72582	1535062	BRACKET	1
5	PACZZ	72582	6478819	SHAFT ASSEMBLY, FLEX	1

END OF FIGURE

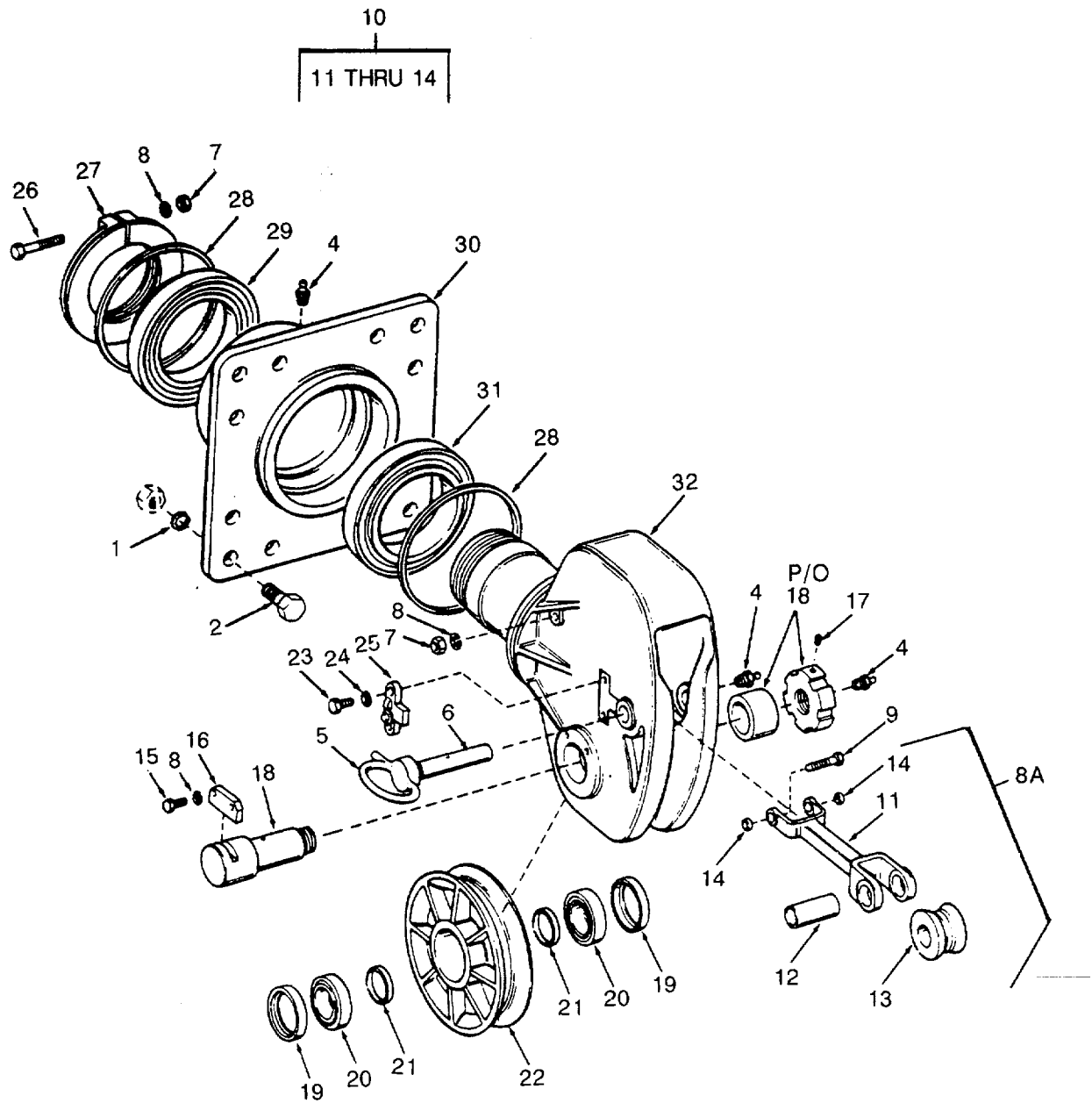


Figure 254. Anchor A-Frame Fairleader

SECTION II

TM 55-1905-219-34P-1

(1) ITEM NO	(2) SMR CODE	(3) CAGEC	(4) PART NUMBER	(5) DESCRIPTION AND USABLE ON CODES(UOC)	(6) QTY
GROUP 05 ANCHOR HANDLING					
FIG. 254 ANCHOR A-FRAME FAIRLEADER					
1	PACZZ	96906	MS35338-57	WASHER, LOCK	12
2	PACZZ	96906	MS90725-312	SCREW, CAP, HEXAGON H	12
3	XDCZZ	15950	714	FAIRLEADER ANCHOR E 14 INCH SHEAVE	1
4	PACZZ	96906	MS15003-1	.FITTING, LUBRICATION	3
5	XDCZZ	15950	2563A	.BUTTON ROLLER PIN	1
6	XDCZZ	15950	3186A	.PIN ROLLER	1
7	PACZZ	96906	MS51967-20	.NUT, PLAIN, HEXAGON	5
8	PACZZ	96906	MS35335-39	.WASHER, LOCK	4
9	PACZZ	96906	MS90728-167	.SCREW, CAP, HEXAGON H ..	2
10	PACZZ	15950	3182-B	.ROLLER ASSEMBLY	1
11	XDCZZ	15950	MK-1	..FRAME ROLLER	1
12	XDCZZ	15950	MK-2	..SLEEVE ROLLER.....	1
13	XDCZZ	15950	MK-3	..ROLLER GUIDE	1
14	XDCZZ	15950	MK-6	..BUSHING.....	2
15	PACZZ	96906	MS90728-162	.SCREW, CAP, HEXAGON H	2
16	XDCZZ	15950	3208-A	.PLATE SHEAVE PIN	1
17	PACZZ	96906	MS51963-142	SETSCREW	1
18	PACZZ	15950	3183-B	.PIN SHEAVE INCLUDES NUT AND SLEEVE	1
19	XDCZZ	15950	MK2 3185A	.RETAINER GREASE	2
20	PACZZ	60038	472	.CUP, TAPERED ROLLER	2
21	XDCZZ	15950	3183-B	.PIN SHEAVE	2
22	XDCZZ	15950	27969-B	.PULLEY, GROOVE	1
23	PACZZ	96906	MS90728-109	.SCREW, CAP, HEXAGON H	3
24	PACZZ	96906	MS35335-30	.WASHER, LOCK	3
25	PACZZ	15950	3176-A	.SPRING	1
26	PACZZ	96906	MS90728-175	.SCREW, CAP, HEXAGON H	1
27	XDCZZ	15950	MK1 27970-B	.COLLAR SHANK	1
28	XDCZZ	15950	MK2 27970-B	.FELT, MECHANICAL, PRE	2
29	PACZZ	60038	M241543M241510	.BEARING, ROLLER, TAPE	1
30	XDCZZ	15950	28640-D	.FLANGE AND HUB	1
31	XDCZZ	60038	M241510M241543	.BEARING, ROLLER, TAPE	1
32	XDCZZ	15950	27967-D	.HEAD SWIVEL	1

END OF FIGURE

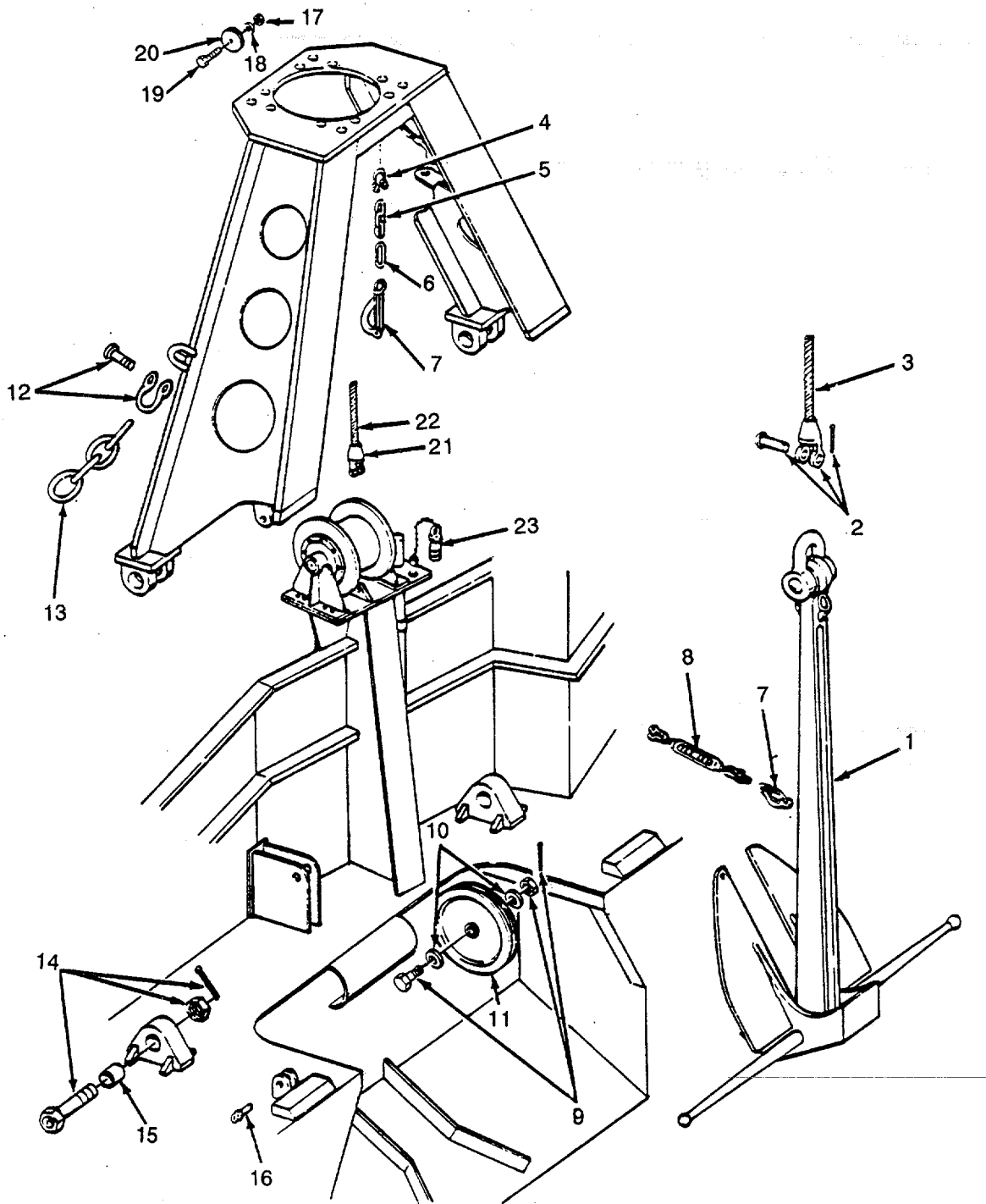


Figure 255. Anchor A-Frame and Cables

SECTION II

TM 55-1905-219-34P-1

(1) ITEM NO	(2) SMR CODE	(3) CAGEC	(4) PART NUMBER	(5) DESCRIPTION AND USABLE ON CODES(UOC)	(6) QTY
GROUP 05 ANCHOR HANDLING					
FIG. 255 ANCHOR A-FRAME AND CABLES					
1	XDCZZ	80064	32585	ANCHOR 1500 LB	1
2	XDCZZ	80064	520-4634418-24	SOCKET WIRE ROPE INCLUDES CROSS PIN AND COTTER PIN.....	1
3	PBCZZ	80064	520-4661598-3	ROPE, WIRE, ANCHOR HIGH GRADE GALV PLOW STEEL W/WIRE CENTER	1
4	PACZZ	81349	MILS24214	SHACKLE	1
5	XDCZZ	19710	3592Y22	CHAIN.....	1
6	XDCZZ	19710	3576T18	LINK	1
7	PACZZ	75535	A378	HOOK, SORTING	2
8	XDCZZ	75535	G-228	TURNBUCKLE JAW TO	1
9	XDCZZ	08097	4272	PIN SHEAVE W/NUT INCLUDES COTTER PIN.....	1
10	XDCZZ	80064	520-4634418-27	WASHER BRASS 1-9/16 ID X 3 OD X 3/ 16 THK	2
11	XDCZZ	08C97	4250	SHEAVE GUIDE BALL	1
12	PACZZ	974U3	13226E8033-36	SHACKLE, SCREW-PIN.....	1
13	PACZZ	97403	13226E8033-37	CHAIN, CLOSE LINK..... V	
14	XDCZZ	71110	4272	PIN, CENTER SHEAR INCLUDES NUT AND COTTER PIN	2 9
15	XDCZZ	70417	AA-3502-3	BEARING, SLEEVE	2
16	XDCZZ	0809	7 4285	PIN TOGGLE 3/4 DIA	1
17	PACZZ	96906	MS51967-20	NUT, PLAIN, HEXAGON	1
18	XDCZZ	96906	MS35338-50	WASHER, LOCK	1
19	PACZZ	96906	MS90725-166	SCREW, CAP, HEXAGON H	1
20	XDCZZ	80064	520-4634418-55	SHEAVE WIRE ROPE.....	1
21	XDCZZ	80064	520-4634418-53	SOCKET WIRE ROPE	1
22	XDCZZ	80064	520-4634418-52	ROPE WIRE PLOW	60
23	XDCZZ	08097	4284	PIN TOGGLE 1-1/2.....	1

END OF FIGURE

9
10 THRU 15

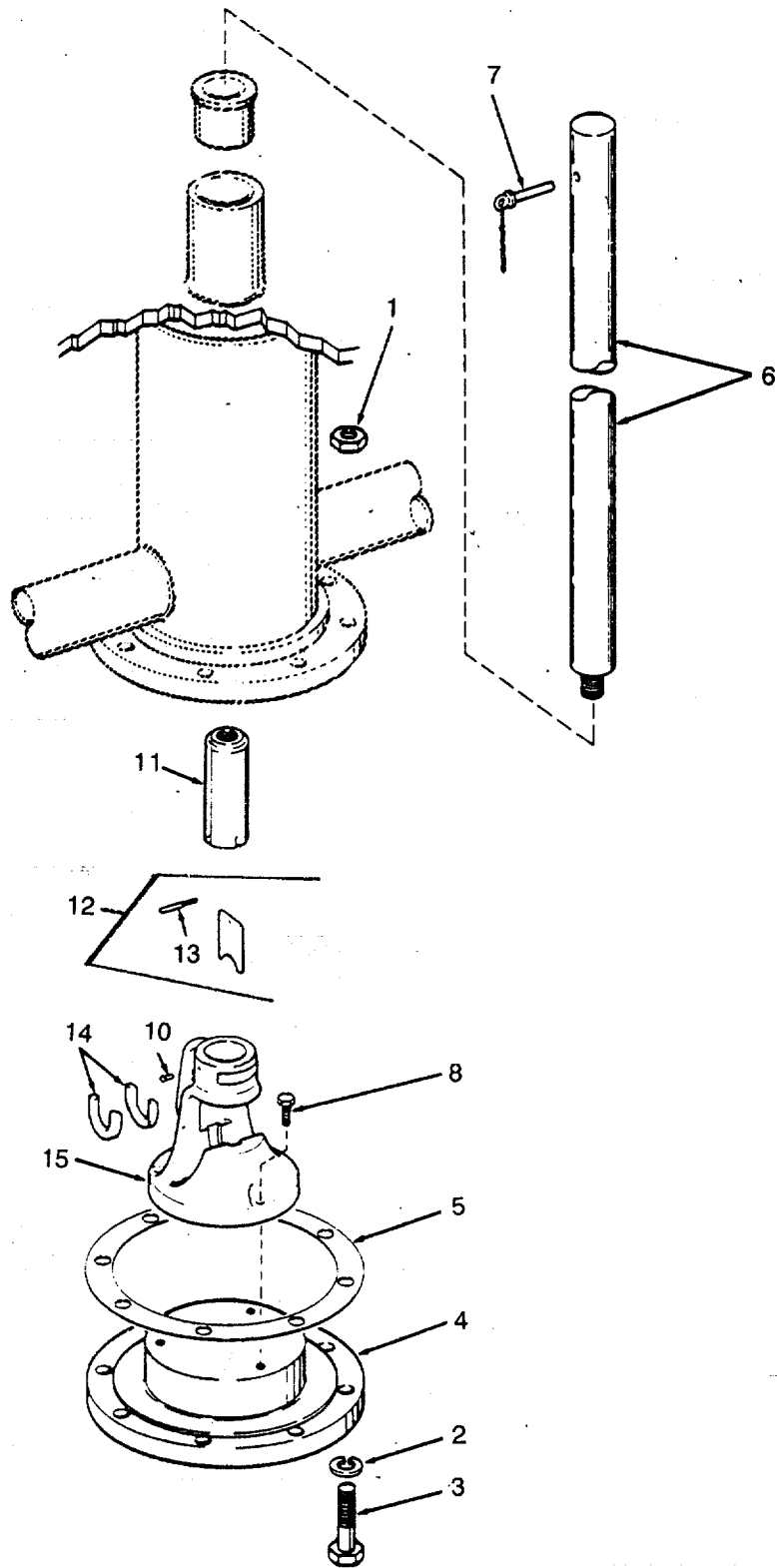


Figure 256. Wire Rope Cutter

SECTION II

TM 55-1905-219-34P-1

(1) ITEM NO	(2) SMR CODE	(3) CAGEC	(4) PART NUMBER	(5) DESCRIPTION AND USABLE ON CODES(UOC)	(6) QTY
GROUP 05 ANCHOR HANDLING					
FIG. 256 WIRE ROPE CUTTER					
1	PACZZ	96906	MS51967-8	NUT, PLAIN, HEXAGON	12
2	PACZZ	96906	MS35338-(6	WASHER, LOCK.	12
3	PACZZ	96906	MS9C725-6:'	SCREW, CAP, HEXAGON H	12
4	XDCZZ	80064	520-4634418-110	BASE FLANGED	1
5	XDCZZ	80064	520-4634418-114	GASKET RING TYPE 10	1
6	XDCZZ	80064	520-4634418-DET 18D	ROD SHEER STEEL.....	1
7	XDCZZ	80064	520-4634418-45	PIN TOGGLE W/CHAIN	1
8	PACZZ	96906	MS90725-165	SCREW, CAP, HEXAGON H	3
9	XDCZZ	85767	MODEL 2	CUTTER WIRE ROPE	1
10	XDCZZ	85767	137	.PIN PLUNGER GUIDE	1
11	XDCZZ	85767	133	.PLUNGER CUTTER	1
12	PACZZ	85767	135	.BLADE, CUTTER, WIRE R	1
13	XDCZZ	85767	136	..PIN BLADE CUTTER	1
14	XDCZZ	85767	134	DIE SET CUTTER	1
15	XDCZZ	85767	132	.BASE CUTTER.....	1

END OF FIGURE

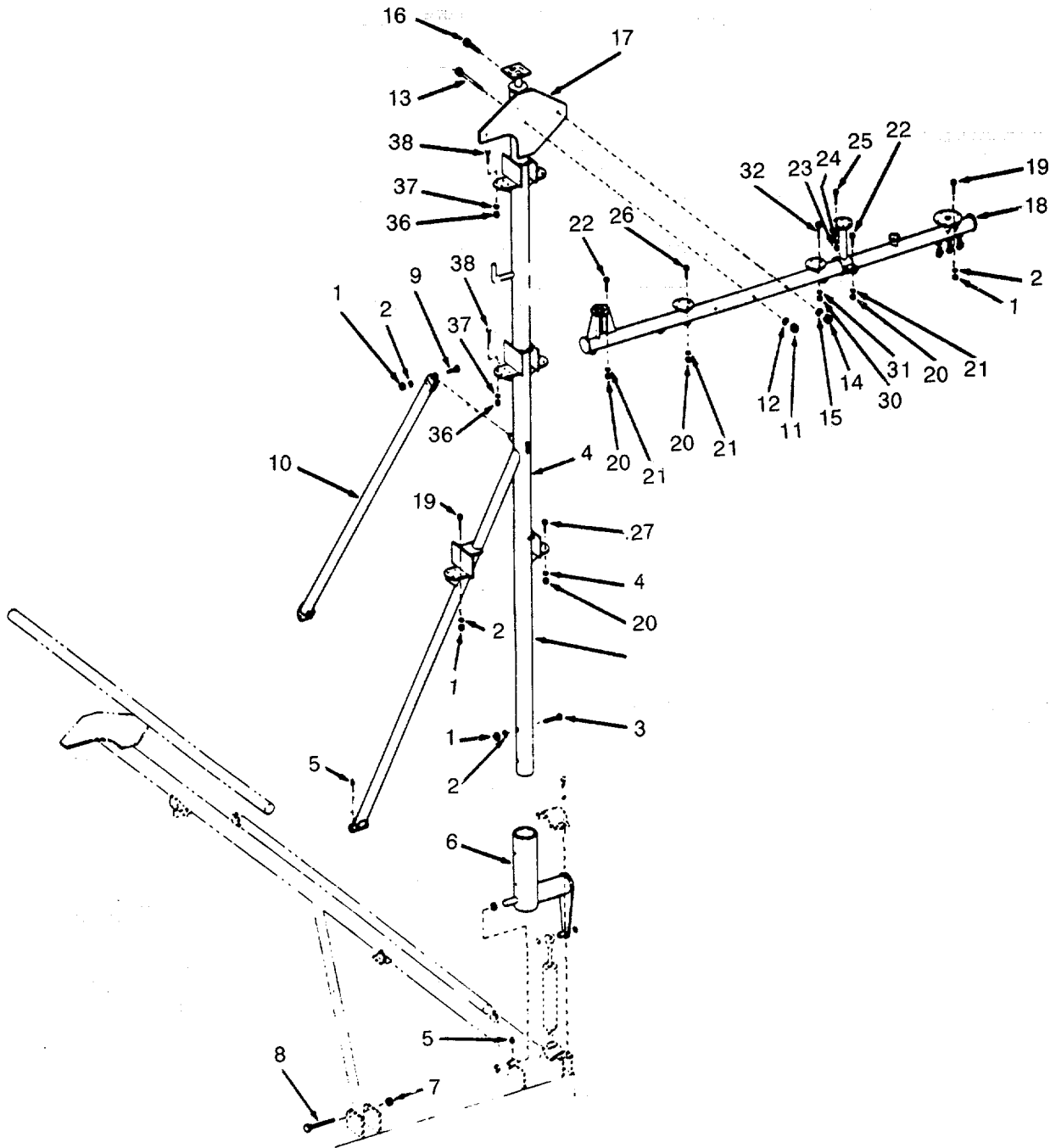


Figure 257. Mast Installation

SECTION II

TM 55-1905-219-34P-1

(1) ITEM NO	(2) SMR CODE	(3) CAGEC	(4) PART NUMBER	(5) DESCRIPTION AND USABLE ON CODES(UOC)	(6) QTY
GROUP 06 MAST					
FIG. 257 MAST INSTALLATION					
	XDCHH	80064	125-4634375	MAST INSTALLATION	1
1	PACZZ	96906	MS51971-5	.NUT, PLAIN, HEXAGON	12
2	PACZZ	96906	MS35338-143	.WASHER, LOCK	12
3	XDCZZ	80064	125-4634375-70	.BOLT HEX HEAD	2
4	XDHZZ	80064	125-463475-1	.MAST FOLDING	1
5	PACZZ	96906	MS15720-1	.FITTING, LUBRICATION	3
6	XDHZZ	80064	125-4634375-DET 6C	.PIVOT MAST	1
7	PACZZ	96906	MS51971-14	.NUT, PLAIN, HEXAGON	1
8	XDCZZ	80064	125-4634375-55	.SCREW CAP HEX HEA	1
9	PACZZ	96906	MS35307-417	.SCREW, CAP, HEXAGON H	2
10	XDHZZ	80064	125-4634575-DET 3C	.STRUT AFT	1
11	PACZZ	96906	MS51971-12	.NUT, PLAIN, HEXAGON	1
12	PACZZ	96906	MS35338-150	.WASHER, LOCK	1
13	XDCZZ	80064	125-4634375-53	.SCREW CAP HEX HEAD	1
14	PACZZ	96906	MS51971-8	.NUT, PLAIN, HEXAGON	2
15	PACZZ	96906	MS35338-146	.WASHER, LOCK	2
16	PACZZ	96906	MS35307-501	.SCREW, CAP, HEXAGON H	2
17	XDHZZ	80064	125-4634375-DET 7B	.PIVOT ASSEMBLY	1
18	XDHZZ	80064	125-4634375-4	.YARDARM 4 INCH X 12	1
19	PACZZ	96906	MS35307-411	.SCREW, CAP, HEXAGON H	8
20	PACZZ	96906	MS51971-3	.NUT, PLAIN, HEXAGON	36
21	PACZZ	96906	MS35338-141	.WASHER, LOCK	36
22	PACZZ	96906	MS35307-366	.SCREW, CAP, HEXAGON H	8
23	PACZZ	96906	MS51971-2	.NUT, PLAIN, HEXAGON	6
24	PACZZ	96906	MS35338-140	.WASHER, LOCK	6
25	PACZZ	96906	MS3307-334	.BOLT, MACHINE	6
26	PACZZ	96906	MS35307-362	.SCREW, CAP, HEXAGON H	8
27	PACZZ	96906	MS35307-360	.SCREW, CAP, HEXAGON H	20

END OF FIGURE

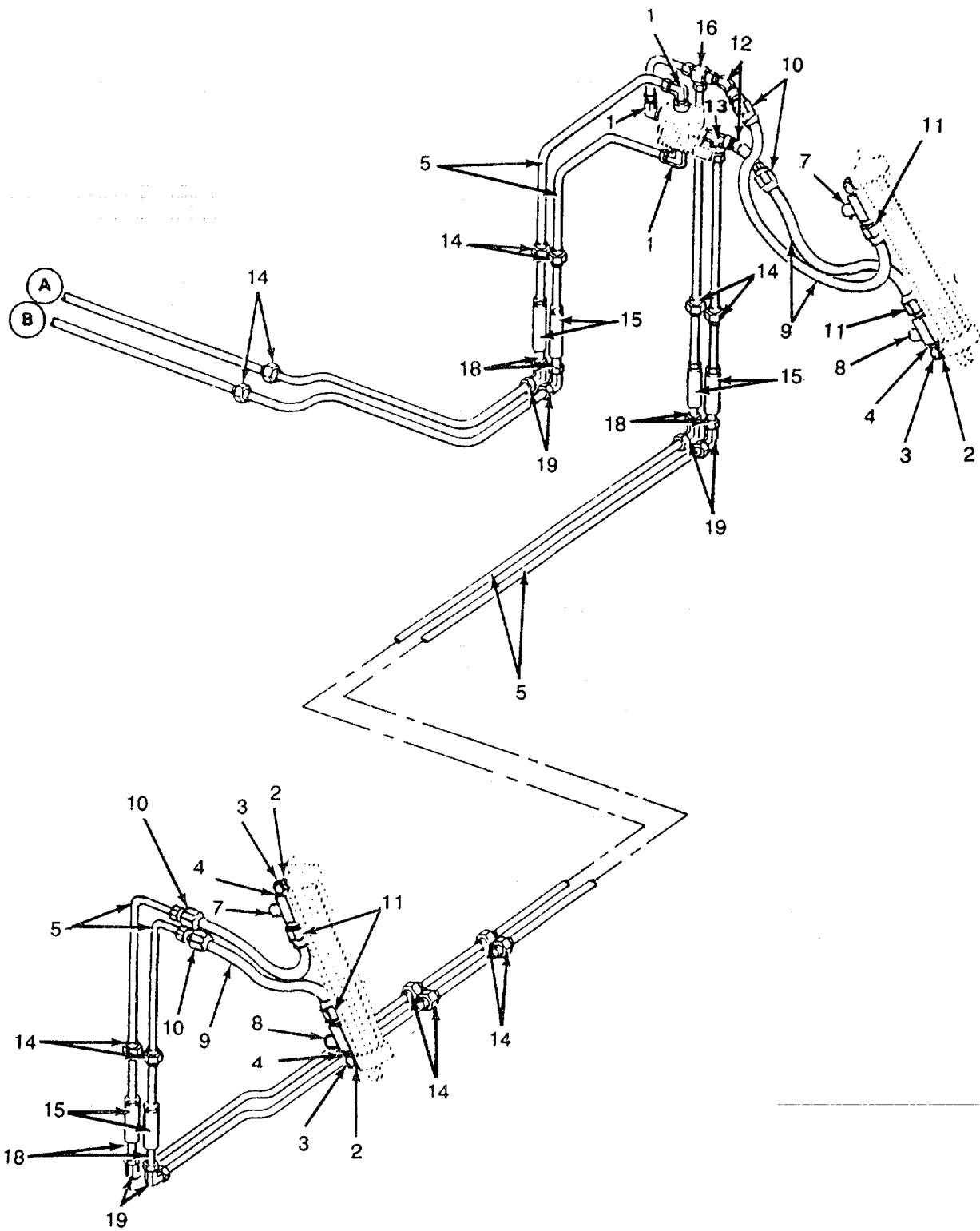


Figure 258. Central Hydraulic Piping (Sheet 1 of 4).

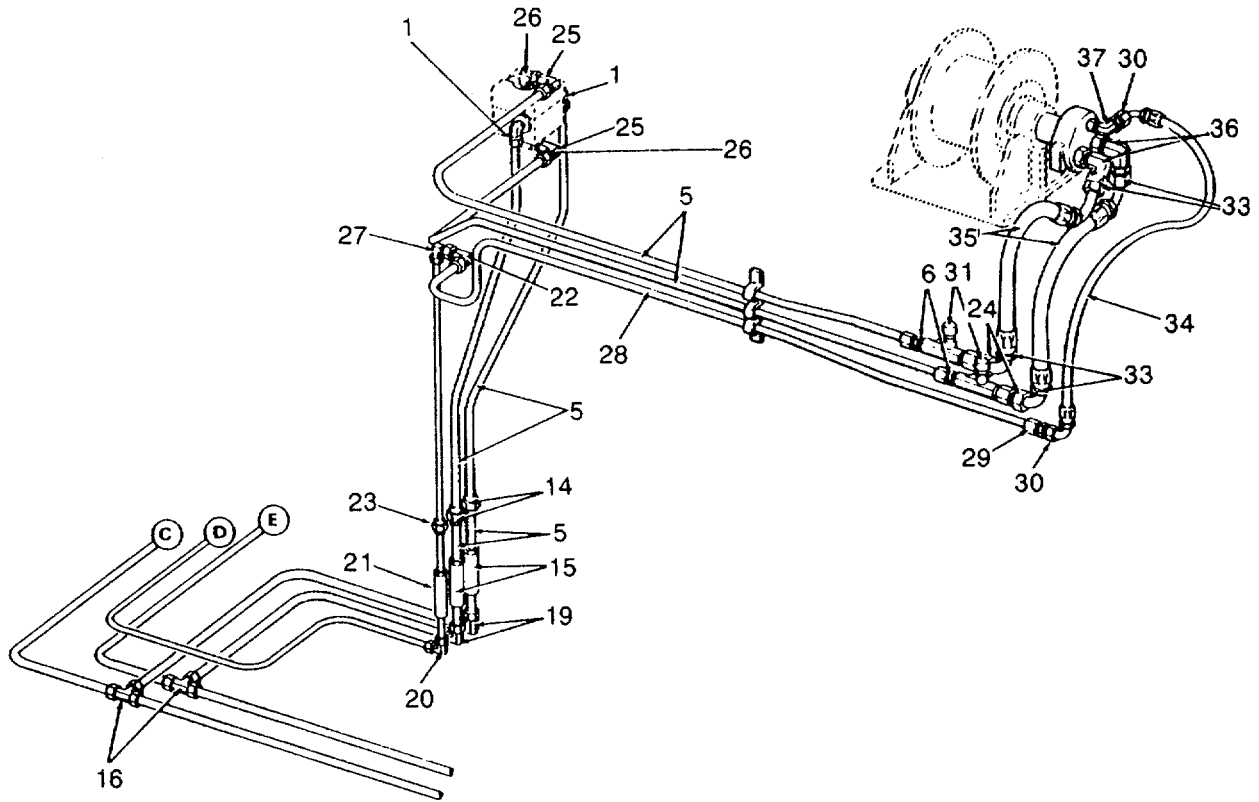


Figure 258. Central Hydraulic Piping (Sheet 2 of 4).

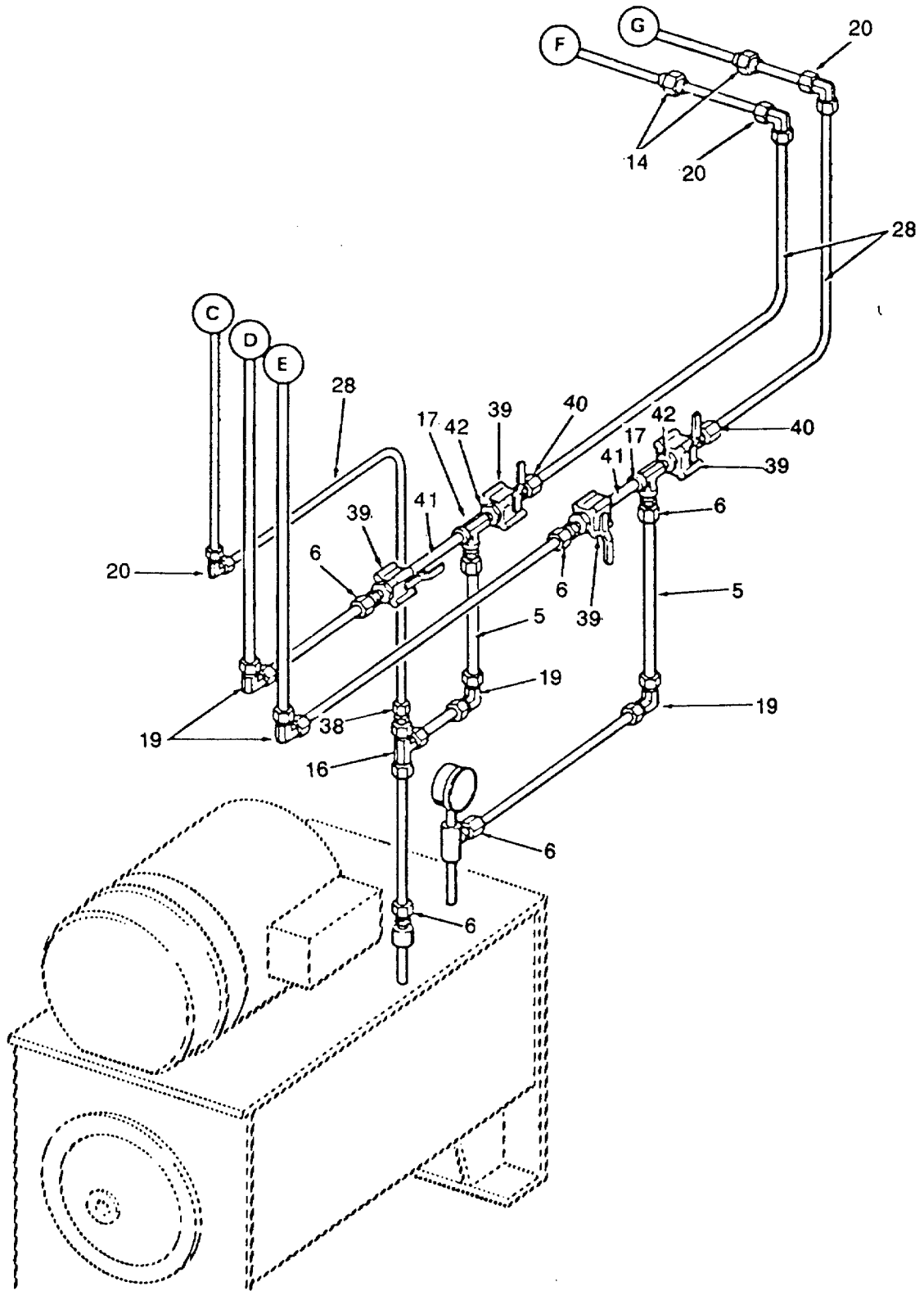


Figure 258. Central Hydraulic Piping (Sheet 3 of 4).

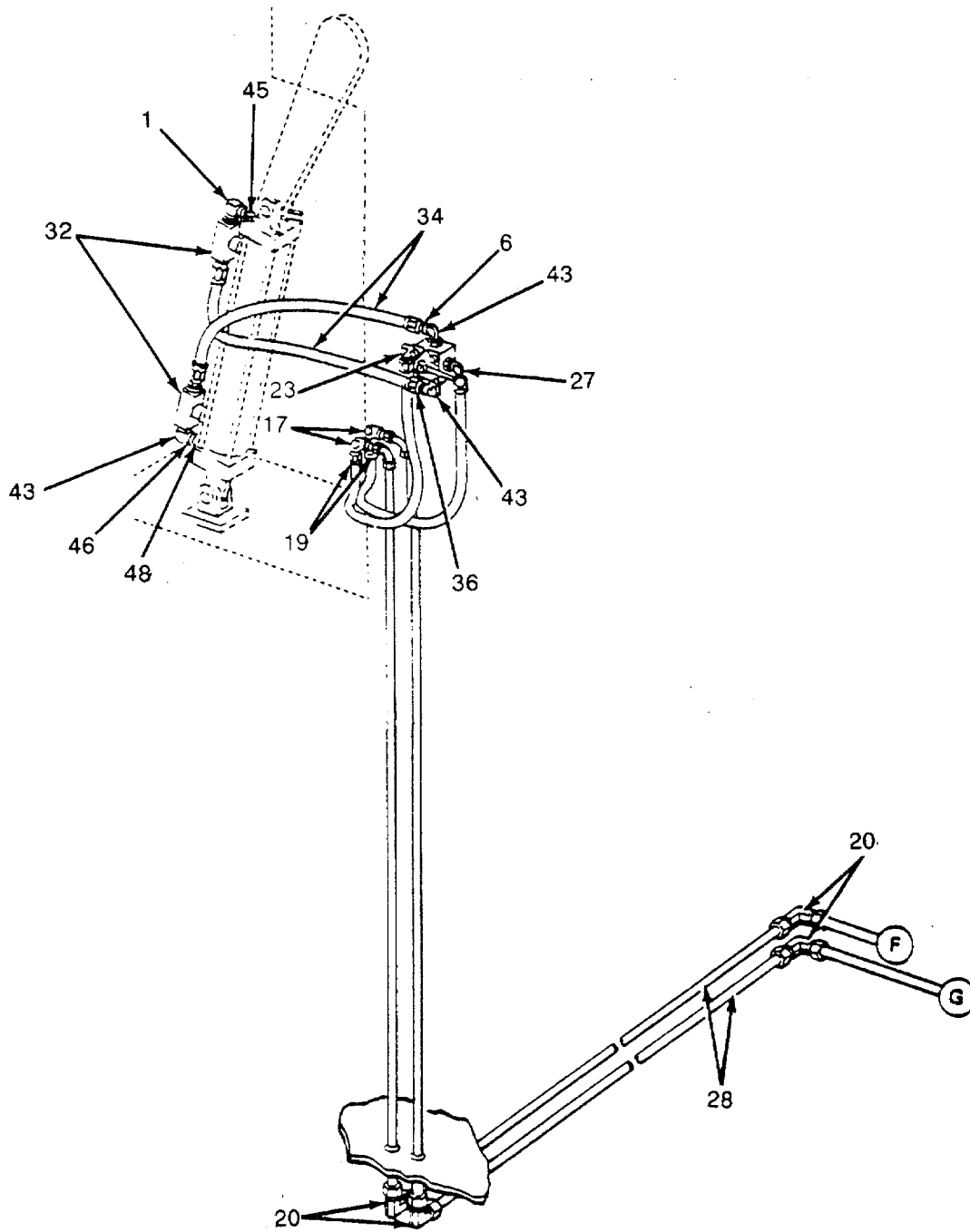


Figure 258. Central Hydraulic Piping (Sheet 4 of 4).

SECTION II

TM 55-1905-219-34P-1

(1) ITEM NO	(2) SMR CODE	(3) CAGEC	(4) PART NUMBER	(5) DESCRIPTION AND USABLE ON CODES(UOC)	(6) QTY
GROUP 07 SHIP'S HYDRAULIC SYSTEM					
FIG. 258 CENTRAL HYDRAULIC PIPING					
1	XDCZZ	20846	G8405X8X8	ELBOW 90 DEGREE	7
2	XDCZZ	81343	12-8-140140CA	REDUCER	4
3	XDCZZ	81343	8-8-140239CA	ELBOW, STREET 90DEG, 1/2 IN NPTF	4
4	XDCZZ	96906	MS51873-80	NIPPLE, PIPE	4
5	XDCZZ	53157	516-4634468-51	TUBE HYDRAULIC	140
6	XDCZZ	20846	G8205X8X8	CONNECTOR MALE	7
7	XDCZZ	09686	337-1103	VALVE FLOW CONTROL	3
8	XDCZZ	09990	F800S	VALVE, CALIBRATED 15 GAM, 1/2 IN - 14 NPTF PORTS	4
9	PCCZZ	70434	80RA	HOSE, NONMETALLIC	8
10	PACZZ	01276	4722-8-8-S	ADAPTER, STRAIGHT, PI	4
11	PACZZ	01276	4721-8-8-S	ADAPTER, STRAIGHT, TU	4
12	XDCZZ	01989	C-5355X8X8	CONNECTOR 45 DEGREE	4
13	XDCZZ	20846	G8455X8X8	ELBOW 90 DEGREE	2
14	XDCZZ	20846	G8305X8	UNION 1/2	12
15	XDCZZ	19099	48-6-B	TUBE STUFFING	8
16	XDCZZ	20846	G8705X8	TEE UNION 1/2	4
17	XDCZZ	01989	C3759X8	TEE MALE	3
18	XDCZZ	53157	5164634468-29	PIPE STEEL 3/4 INCH	20
19	XDCZZ	20846	G8505X8	ELBOW 90 DEGREE	10
20	XDCZZ	20846	G8505X6	ELBOW 90 DEGREE	8
21	XDCZZ	19099	48-6-A	TUBE STIFFING	12
22	XDCZZ	20846	G8425X6X6	ELBOW 90 DEGREE	1
23	XDCZZ	20846	G8305X6	UNION 3/8	11
24	XDCZZ	01989	C3209X12X8	ADAPTOR FEMALE	2
25	XDCZZ	01989	C3409X8	ELBOW 90 DEGREE	2
26	XDCZZ	20846	G8425X8X8	ELBOW 90 DEGREE	2
27	XDCZZ	20846	G8405X6X6	ELBOW 90 DEGREE	3
28	XDCZZ	53157	516-4634468-19	TUBE HYDRAULIC	150
29	XDCZZ	20846	G8205X6X6	CONNECTOR MALE	2
30	XDCZZ	87373	20630-6-6	FITTING, HOSE	6
31	XDCZZ	09686	337-1102	VALVE FLOW CONTROL	1
32	XDCZZ	09990	F600S	VALVE, CALABRATED	2
33	PACZZ	01276	4721-12S	ADAPTER, STRAIGHT, TU	4
34	PCCZZ	01276	1509-6	HOSE, NONMETALLIC	1
35	PCCZZ	01276	FC163-12	HOSE, NONMETALLIC	6
36	PACZZ	79470	C5515X12	ELBOW, TUBE TO BOSS	2
37	XDCZZ	79470	C5515X6	ELBOW, TUBE TO BOSS	1
38	XDCZZ	20846	G8015X8X6	REDUCER-BODY SIZE 8	1
39	XDCZZ	98991	444YB	VALVE BALL	4
40	XDCZZ	20846	G8205X8	CONNECTOR MALE	6
41	XDCZZ	01989	C3069X8	NIPPLE HEX MALE	2
42	XDCZZ	01989	C3069X8X6	NIPPLE PIPE HEX	2
43	PACZZ	96906	MS20822-6-6	ELBOW, PIPE TO TUBE	3
44	XDCZZ	01989	C5405X6X8	ELBOW 90 DEGREE	1
45	XDCZZ	96906	MS51873-49	NIPPLE, PIPE 3/8 IN NOM X 1 IN 2	1
46	XDCZZ	01989	C3308X8	COUPLING	1
47	XDCZZ	01989	C3069X6	NIPPLE PIPE HEX	1

SECTION II

TM 55-1905-219-34P-1

(1) ITEM NO	(2) SMR CODE	(3) CAGEC	(4) PART NUMBER	(5) DESCRIPTION AND USABLE ON CODES(UOC)	(6) QTY
48	XDCZZ	01989	C3109X8X8	BUSHING MALE	2

END OF FIGURE

SECTION II

TM 55-1905-219-34P-1

(1)	(2)	(3)	(4)	(5)	(6)
ITEM	SMR	CAGEC	PART	DESCRIPTION AND USABLE ON CODES(UOC)	QTY
NO	CODE	CAGEC	NUMBER		

GROUP 07 SHIP'S HYDRAULIC SYSTEM

FIG. 259 HYDRAULIC POWER UNIT

1	XDHZZ	80064	516-4634468-51	POWER UNIT	1
---	-------	-------	----------------	------------------	---

END OF FIGURE

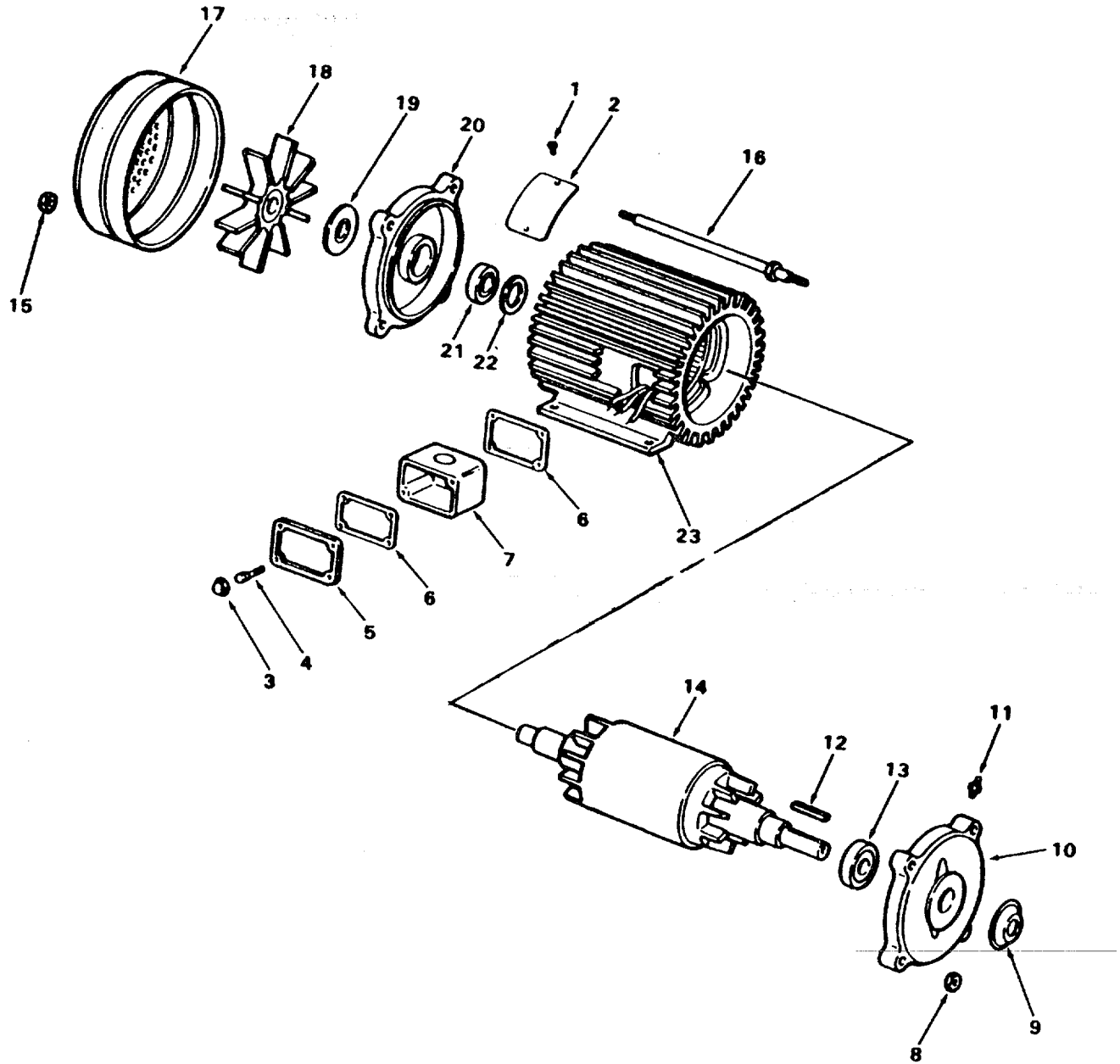


Figure 260. Hydraulic Pump Motor.

SECTION II

TM 55-1905-219-34P-1

(1) ITEM NO	(2) SMR CODE	(3) CAGEC	(4) PART NUMBER	(5) DESCRIPTION AND USABLE ON CODES(UOC)	(6) QTY
GROUP 07 SHIP'S HYDRAULIC SYSTEM					
FIG. 260 HYDRAULIC PUMP MOTOR					
	PACZZ	36232	T2523	..MOTOR, ALTERNATING C PHASE 230/ 460V 13.6/6.8A 60HZ	1
1	XDCZZ	36232	T2523184T33	..SCREW DRIVE-NAME	2
2	XDCZZ	36232	T2523184T32	..PLATE NAME	1
3	XDCZZ	36232	T2523184T49	..NUT ACORN.....	2
4	XDCZZ	36232	T2523184T48	..STUD CONDUIT BOX	2
5	XDCZZ	36232	T2523184T47	..COVER CONDUIT BOX	1
6	XDCZZ	36232	T2523184T46	..GASKET CONDUIT BOX	2
7	XDCZZ	36232	T2523184T45	..BOX CONDUIT KIT	1
8	XDCZZ	36232	T2523184T21	..NUT	4
9	XDCZZ	36232	T2523184T26	..SLINGER RUBBER	1
10	XDCZZ	36232	T2523184T22	..BRACKET SHAFT END	1
11	PACZZ	96906	MS15006-1	..FITTING, LUBRICATION.....	2
12	XDCZZ	36232	T2523184T28	..KEY	1
13	XDCZZ	43334	77507LR1225RV	..BEARING, BALL, ANNULA.....	1
14	XDHZZ	36232	T2523184T29	..ROTOR	1
15	XDCZZ	36232	T2523184T40	..NUT.....	4
16	XDCZZ	36232	T2523184T30	..BOLT THROUGH	4
17	XDCZZ	36232	T2523184T39	..SHROUD FAN	1
18	XDCZZ	36232	T2523184T38	..FAN.....	1
19	XDCZZ	36232	T2523184T37	..SLINGER RUBBER	1
20	XDCZZ	36232	T2523184T36	..BRACKET BLIND END	1
21	PACZZ	36232	T2523184T35	..BEARING, BLOWER END	1
22	XDCZZ	36232	T2523-22	..WASHER SPRING	1
23	XDHZZ	36232	T2523-9	..STATOR	1

END OF FIGURE

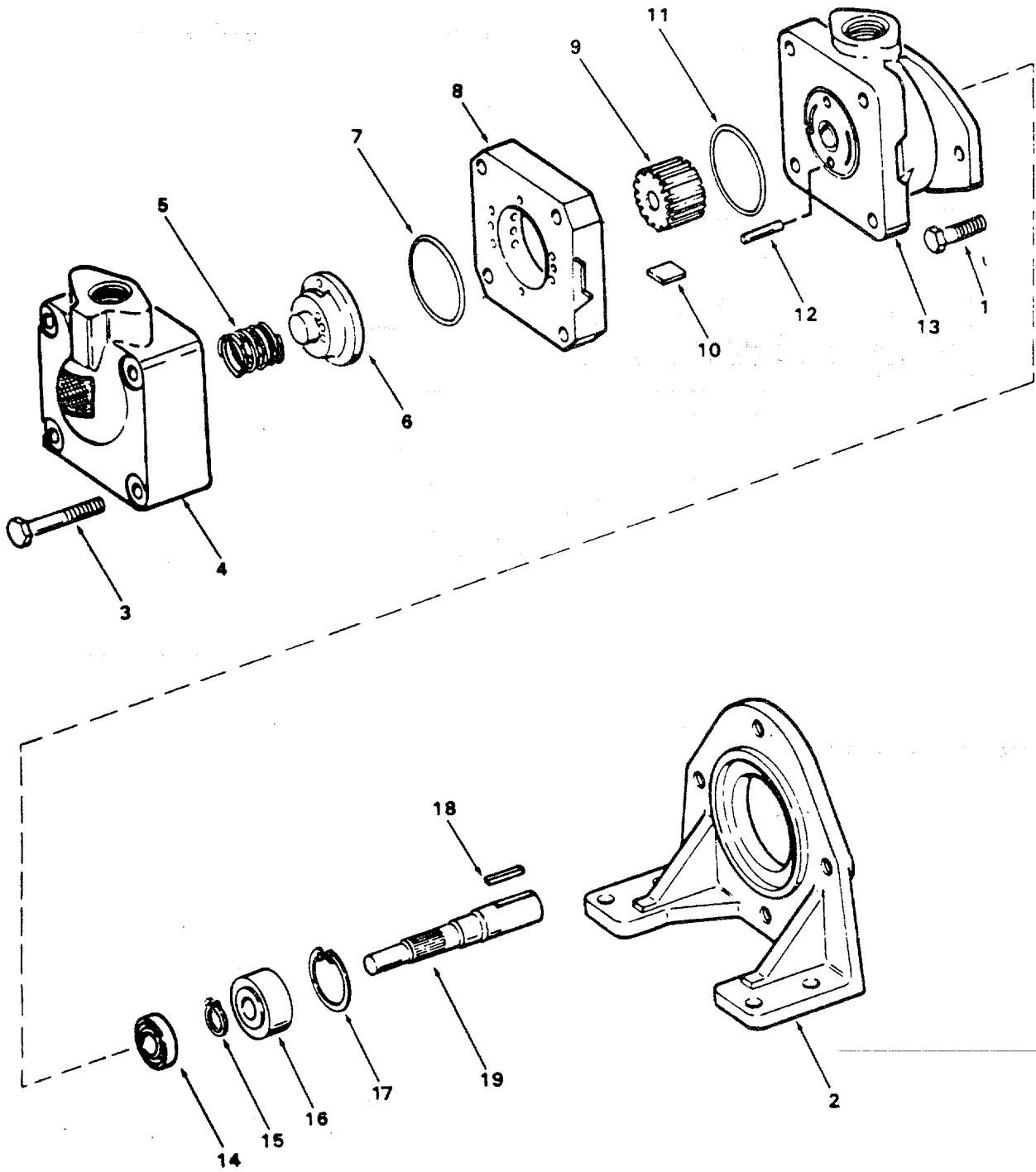


Figure 261. Hydraulic Pump.

SECTION II

TM 55-1905-219-34P-1

(1) ITEM NO	(2) SMR CODE	(3) CAGEC	(4) PART NUMBER	(5) DESCRIPTION AND USABLE ON CODES(UOC)	(6) QTY
GROUP 07 SHIP'S HRDRAULIC SYSTEM					
FIG. 261 HYDRAULIC PUMP					
	XDCHZ	62983	V10-2P2P-IB20L	..PUMP, ROTARY.....	1
1	XDCZZ	62983	1273	..BOLT PUMP MOUNTING	2
2	XDCZZ	62983	126315	..BRACKET, VANE PUMP	1
3	XDHZZ	62983	11156	..SCREW TORQUE	4
4	XDHZZ	62983	372863	..COVER	1
5	XDHZZ	62933	345262	..SPRING, PRESSURE.....	1
6	XDHZZ	62983	374343	..VALVE PLATE, HYDRAUL	1
7	KBHZZ	62983	199822	..PACKING PREFORMED PART OF KIT P/N.....	1
				923548	
8	KBHZZ	62983	317675	..RING ROTOR PART OF KIT P/N 923470.....	1
9	KBHZZ	62983	317681	..ROTOR PART OF KIT P/N 923470	1
10	KBHZZ	62983	923499	..VANE KIT PART OF KIT P/N 923548	1
11	KBHZZ	62983	199823	..PACKING PREFORMED PART OF KIT P/N	1
				923548	
12	XDHZZ	6298	3 2460	..PIN	2
13	XDHZZ	62983	352699	..BODY PUMP SINGLE	1
14	PAHZZ	62983	263585	..SEAL, PLAIN ENCASED PART OF KIT P/N	1
				923548	
15	XDHZZ	62983	106641	..RING RETAINING	1
16	PAHZZ	62983	148423	..BEARING, BALL, ANNULA.....	1
17	XDHZZ	96906	MS16625-156	..RING, RETAINING	1
18	PAHZZ	62983	142843	..KEY, MACHINE	1
19	PAHZZ	62983	374338	..SHAFT, PUMP DRIVE	1
	PAHZZ	62983	923548	PARTS KIT, ROTARY PU	1
				PACKING PREFORMED (1) 261-7	
				PACKING PREFORMED (1) 261-11	
				SEAL, PLAIN ENCASED (1) 261-14	
				VANE KIT (1) 261-10	
	PAHZZ	32705	923470	PARTS KIT, ROTARY PU ..	1
				RING ROTOR (1) 261-8	
				ROTOR (1) 261-9	

END OF FIGURE

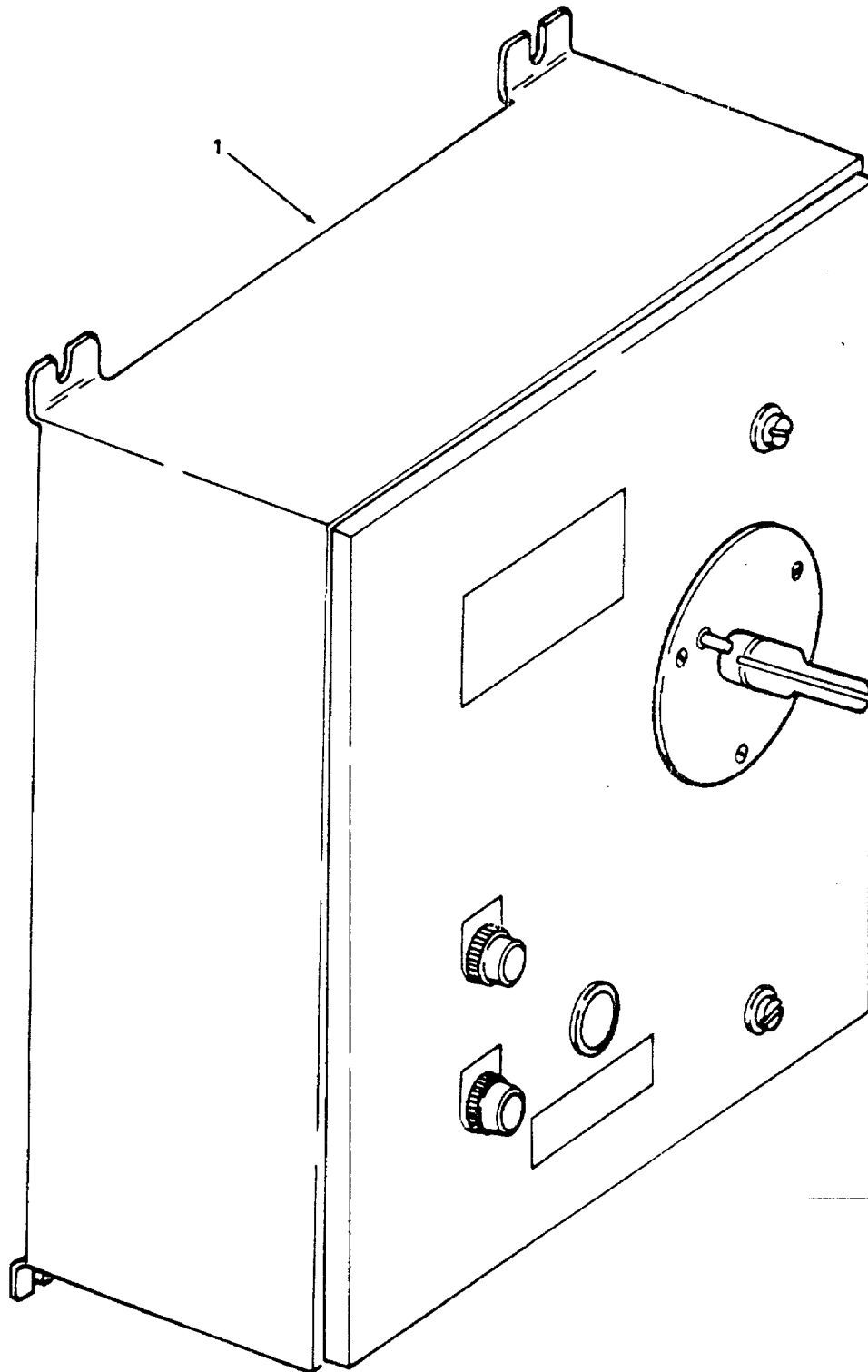


Figure 262. Motor Controller.

SECTION II

TM 55-1905-219-34P-1

(1)	(2)	(3)	(4)	(5)	(6)
ITEM	SMR		PART		
NO	CODE	CAGEC	NUMBER	DESCRIPTION AND USABLE ON CODES(UOC)	QTY

GROUP 07 SHIP'S HYDRAULIC SYSTEM

FIG. 262 MOTOR CONTROLLER

1	XDHZZ	27192	6862ED1745	CONTROLLER	1
---	-------	-------	------------	------------------	---

END OF FIGURE

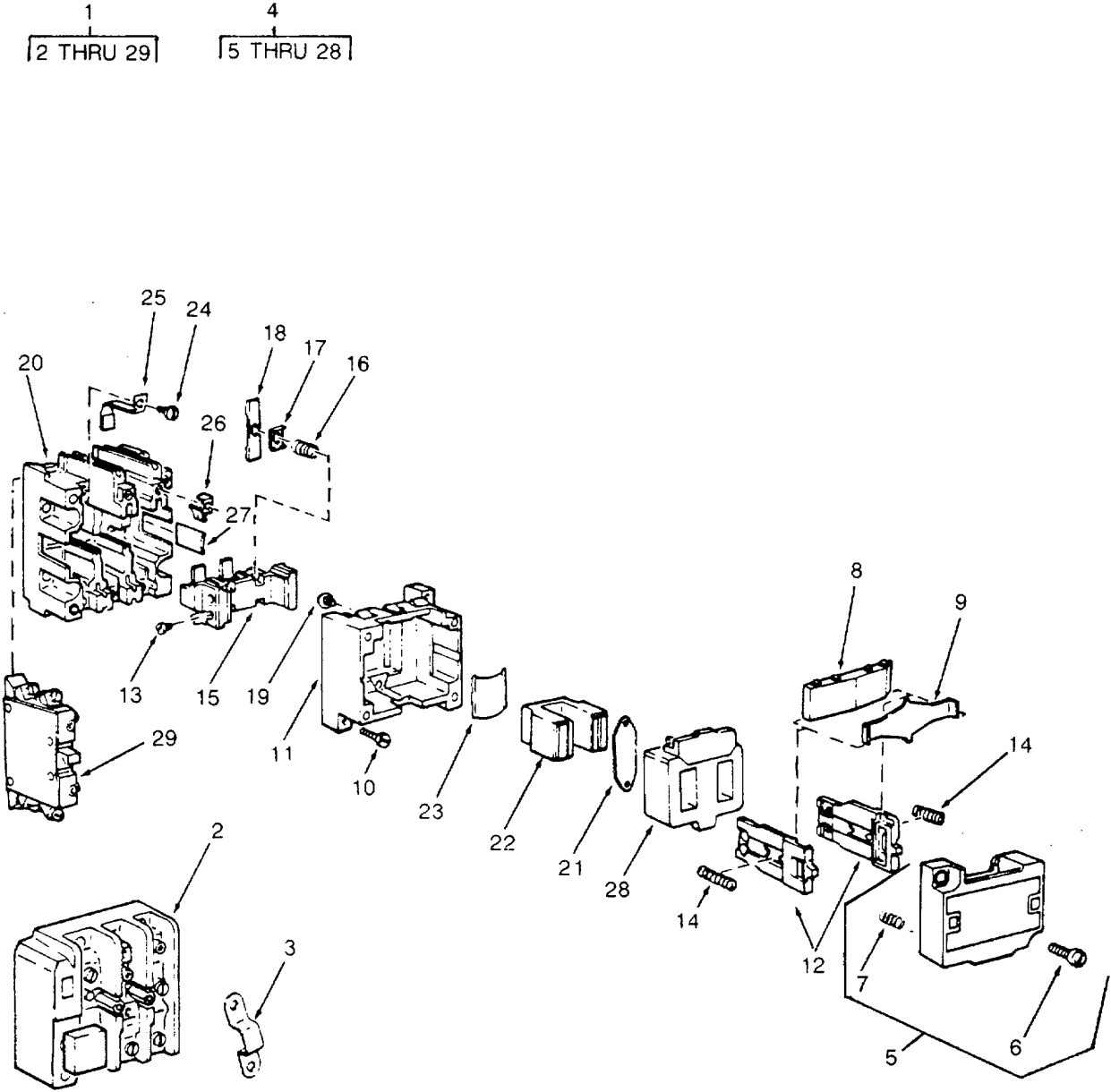


Figure 263. Motor Starter.

SECTION II

TM 55-1905-219-34P-1

(1) ITEM NO	(2) SMR CODE	(3) CAGEC	(4) PART NUMBER	(5) DESCRIPTION AND USABLE ON CODES(UOC)	(6) QTY
GROUP 07 SHIP'S HYDRAULIC SYSTEM					
FIG. 263 MOTOR STARTER					
1	XDCHH	27192	A10CNO	..STARTER MOTOR 3.....	1
2	PACZZ	88140	10-5009	..RELAY ASSEMBLY	1
3	XDCZZ	27192	25-2217	..CONNECTOR	1
4	XDCHH	27192	C10CX	..POWER UNIT.	1
5	XDCZZ	27192	49-4114COVER MOTOR STARTER	1
6	XDCZZ	27192	11-2517SCREW PAN HEAD SEMS	2
7	XDCZZ	27192	69-2508SPRING.....	4
8	XDCZZ	27192	48-1019ARMATURE LEVER	1
9	XDCZZ	27192	69-2765PLATE SPRING	1
10	XDCZZ	27192	11-2518SCREW SLOTTED HEX	2
11	XDCZZ	27192	49-3606HOUSING MAGNET	1
12	XDCZZ	27192	61-1857PUSH BAR CONTACT TWO HALVES...	1
13	PACZZ	96906	MS35214-25SCREW, MACHINE	4
14	PACZZ	27192	69-2507SPRING, HELICAL, COMP.....	2
15	XDCZZ	27192	23-3522RELAY, CONTACT CARRI.....	1
16	KFCZZ	27192	69-2535	...CONTACT, ELECTRICAL PART OF KIT	3
			P/N 6-23-2	
17	XDCZZ	27192	55-1954	...RETAINER PART OF KIT P/N 6-23-2.....	3
18	KFCZZ	27192	23-3527	...CONTACT ASSEMBLY, EL PART OF KIT	3
			P/N 6-23-2	
19	PACZZ	96906	M535206-245	...SCREW, MACHINE	2
20	XDHZZ	27192	17-9014	... BASE MOLDED	1
21	XDHZZ	27192	19-1723	... STRAP	1
22	XDHZZ	27192	17-8911	... MAGNET FRAME	1
23	XDHZZ	27192	69-2766	.. SPRING....	1
24	KFCZZ	27192	11-2280	... SCREW MOUNTING PART OF KIT P/N 6-	6
			23-2	
25	KFCZZ	27192	23-3528	...CONTACT, ELECTRICAL PART OF KIT	6
			P/N 6-23-2	
26	XDCZZ	27192	55-1681	...CLIP TERMINAL COIL	2
27	XDHZZ	27192	56-3493	...INSULATOR	1
28	XDHZZ	27192	9-1887-3C	...COIL.....	1
29	PACZZ	27192	C320KB2	..CONTACT, AUXILIARY	1
	PACZZ	27192	6-23-2	CONTACTS, SET.....	1
				CONTACT ASSEMBLY, EL (3) 263-18	
				CONTACT, ELECTRICAL (3) 263-16	
				CONTACT, ELECTRICAL (6) 263-25	
				RETAINER (3) 263-17	
				SCREW MOUNTING (6) 263-24	

END OF FIGURE

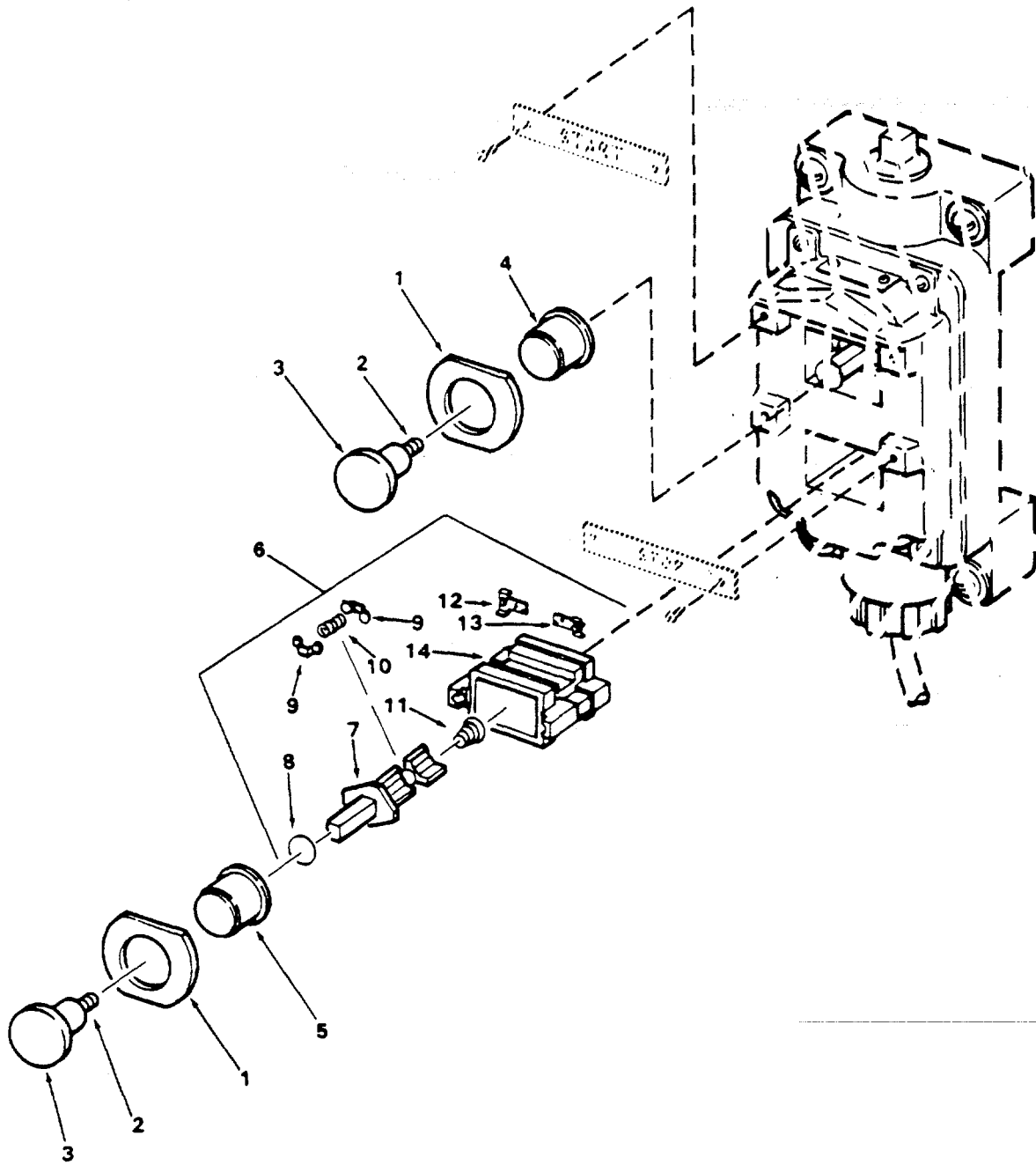


Figure 264. Two Position Element Control Station.

SECTION II

TM 55-1905-219-34P-1

(1) ITEM NO	(2) SMR CODE	(3) CAGEC	(4) PART NUMBER	(5) DESCRIPTION AND USABLE ON CODES(UOC)	(6) QTY
-------------------	--------------------	--------------	-----------------------	---	------------

GROUP 07 SHIP'S HYDRAULIC SYSTEM

FIG. 264 TWO-POSITION ELEMENT
CONTROL STATION

	XDCHH	15605	6881ED102-2	STATION 2 ELEMENT	5
1	XDCZZ	15605	27-272	.GASKET PUSHBUTTON	2
2	XDCZZ	15605	911-330F1	.SCREW DIAPHRAGM	2
3	XDCZZ	15605	16-889	.DIAPHRAGM	2
4	XDCZZ	15605	53-516-2	.PUSHBUTTON (RED)	1
5	XDCZZ	15605	53-516	.PUSHBUTTON (BLACK)	1
6	XDHZZ	15605	86-346-3	.SWITCH, PUSH.....	2
7	XDHZZ	15605	51-400	..PLUNGER ELEMENT.....	1
8	XDHZZ	15605	28-157	..RING SPRING ELEMENT.....	1
9	XDHZZ	15605	21-476-2	..CONTACT, ELECTRICAL.....	2
10	XDHZZ	73030	540750	..SPRING, HELICAL, COMP	2
11	XDHZZ	15605	69-848	..SPRING, HELICAL, COMP	1
12	XDHZZ	15605	80-789-2	..CONTACT, ELECTRICAL	1
13	XDHZZ	15605	80-789-3	..CONTACT, ELECTRICAL.....	1
14	XDHZZ	15605	17-1624	..BASE ELEMENT.....	1

END OF FIGURE

1
2 THRU 25

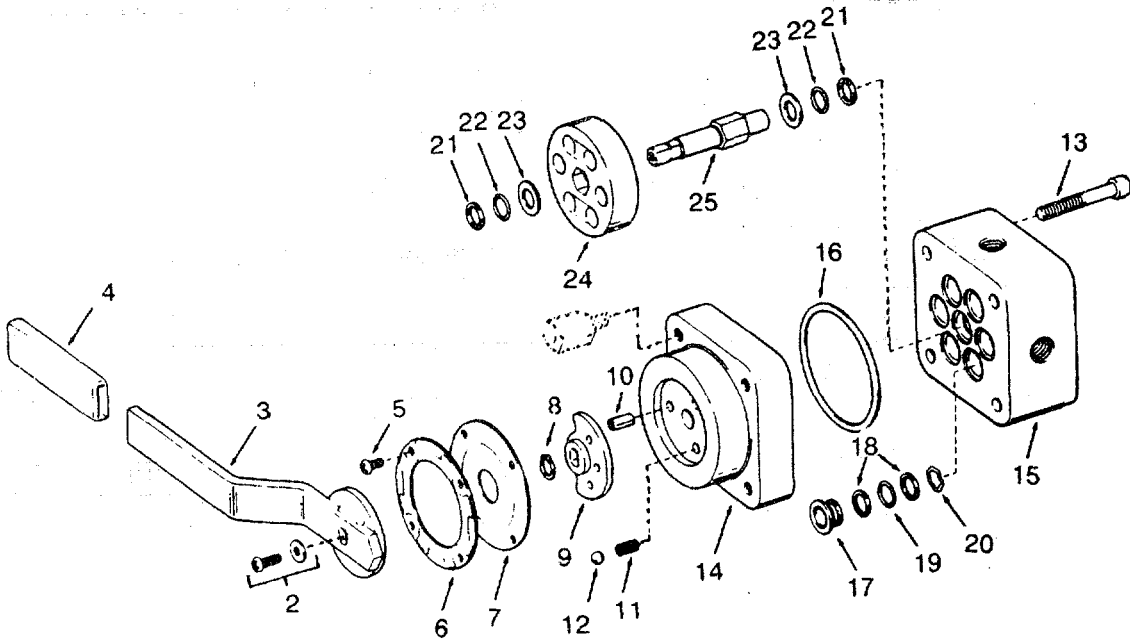


Figure 265. Directional Control Valve.

SECTION II		TM 55-1905-219-34P-1			
(1)	(2)	(3)	(4)	(5)	(6)
ITEM NO	SMR CODE	CAGEC	PART NUMBER	DESCRIPTION AND USABLE ON CODES(UOC)	QTY
GROUP 07 SHIP'S HYDRAULIC SYSTEM					
FIG. 265 DIRECTIONAL CONTROL VALVE					
1	PACHF	86768	8041E 1-2 HS2	VALVE, HYDRAULIC.....	1
2	XDCZZ	86768	8041E 1-2 HS212	.SCREW UNSLOTTED HEX HEAD 10-24 X 1/2, INCLUDES FLAT WASHER.....	1
3	XDCZZ	86768	2-277-16	.HANDLE SUB-ASSY.....	1
4	XDCZZ	86768	11-1273-5	.HANDLE PLASTIC	1
5	XDCZZ	86768	8041E 1-2 HS216	.SCREW RD HD	4
6	XDCZZ	86768	2-277-20	.NAMEPLATE	1
7	PACZZ	86768	3-673-5	.GASKET.....	1
8	PACZZ	96906	MS16632-1037	, RING, RETAINING	1
9	XDCZZ	86768	2-277-17	.PLATE STOP.....	1
10	XDCZZ	86768	59-048-250-0500	.PIN STOP	1
11	PACZZ	86768	4-2672-1	.SPRING	2
12	PACZZ	96906	MS19060-4822	.BALL, BEARING	2
13	PAHZZ	96906	MS16997-125	.SCREW, CAP, SOCKET HE	4
14	XDHZZ	86768	12-2071-1-1	.CAP	1
15	XDHZZ	86768	1-3172-13-1	.BODY VALVE REPUBLIC	1
16	KBHZZ	86768	SP-100-146	.O-RING BODY AND CAP PART OF KIT P/N 4-2475-2-2	1
17	KBHZZ	86768	3-1654-4-1	.SEAL PART OF KIT P/N 4-2475-2-2	6
18	PAHZZ	86768	SP201-90	.RETAINER, PACKING	12
19	KBHZZ	86768	SP-100-90	.O-RING SEAL PART OF KIT P/N 4-2475- 2-2.....	6
20	XDHZZ	86768	3-1554-9	.SPRING SEAL	6
21	PAHZZ	86768	4-1657-1	.PACKING, PREFORMED.	2
22	KBHZZ	86768	SP201-90	.O-RING SHAFT PART OF KIT P/N 4-2475 -2-2.....	2
23	XDHZZ	86768	4-1657-3	.WASHER SHAFT	2
24	XDHZZ	86768	8-2774-4-2	.DISK	1
25	XDHZZ	86768	2-277-2	.SHAFT	1
	XDHZZ	86768	4-2475-2-2	SEAL KIT	1
				O-RING BODY AND CAP (1) 265-16	
				O-RING SEAL (6) 265-19	
				O-RING SHAFT (2) 265-22	
				SEAL (6) 265-17	

END OF FIGURE

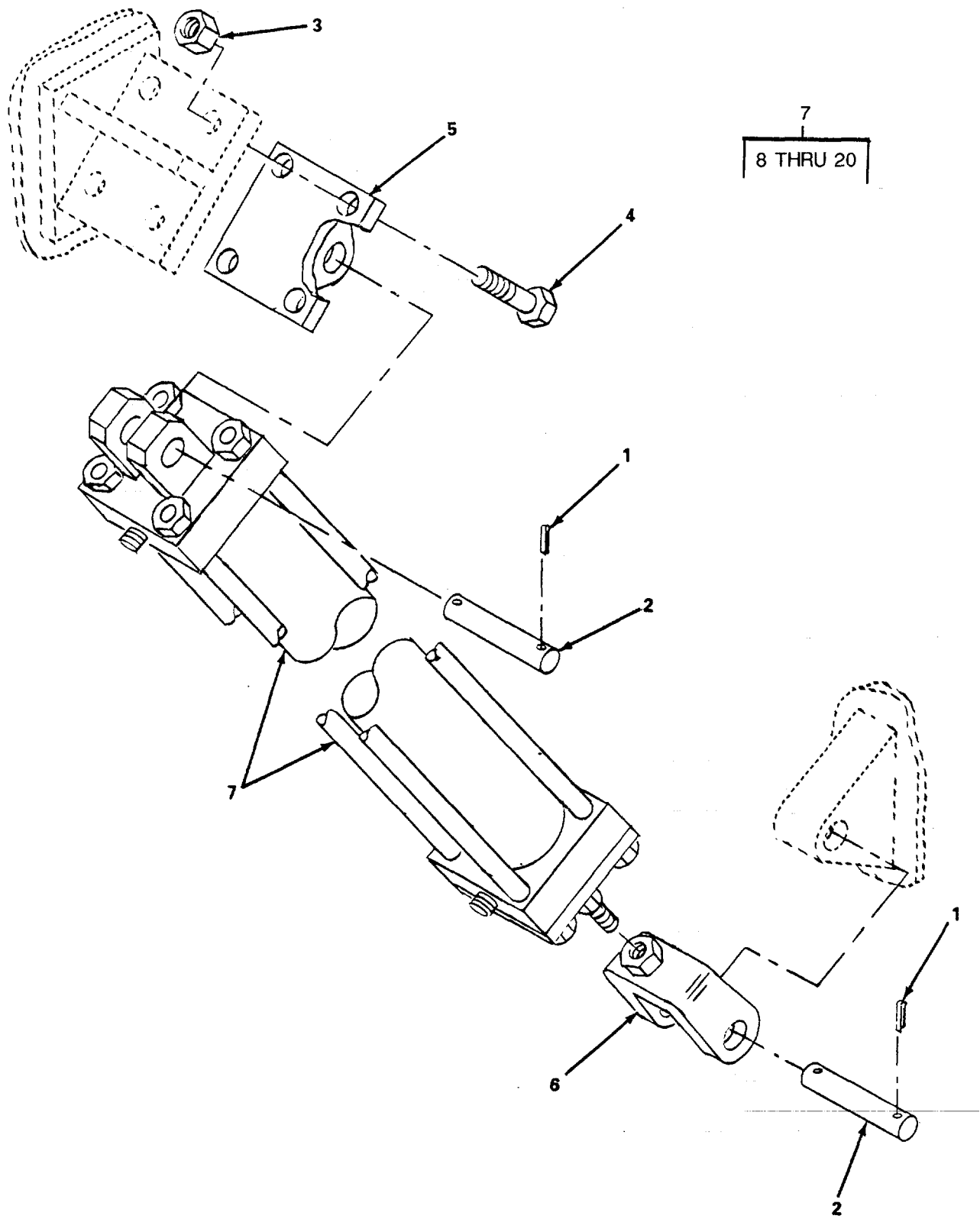


Figure 266. Stern Gate Hydraulic Cylinder (Sheet 1 of 2).
Change 2

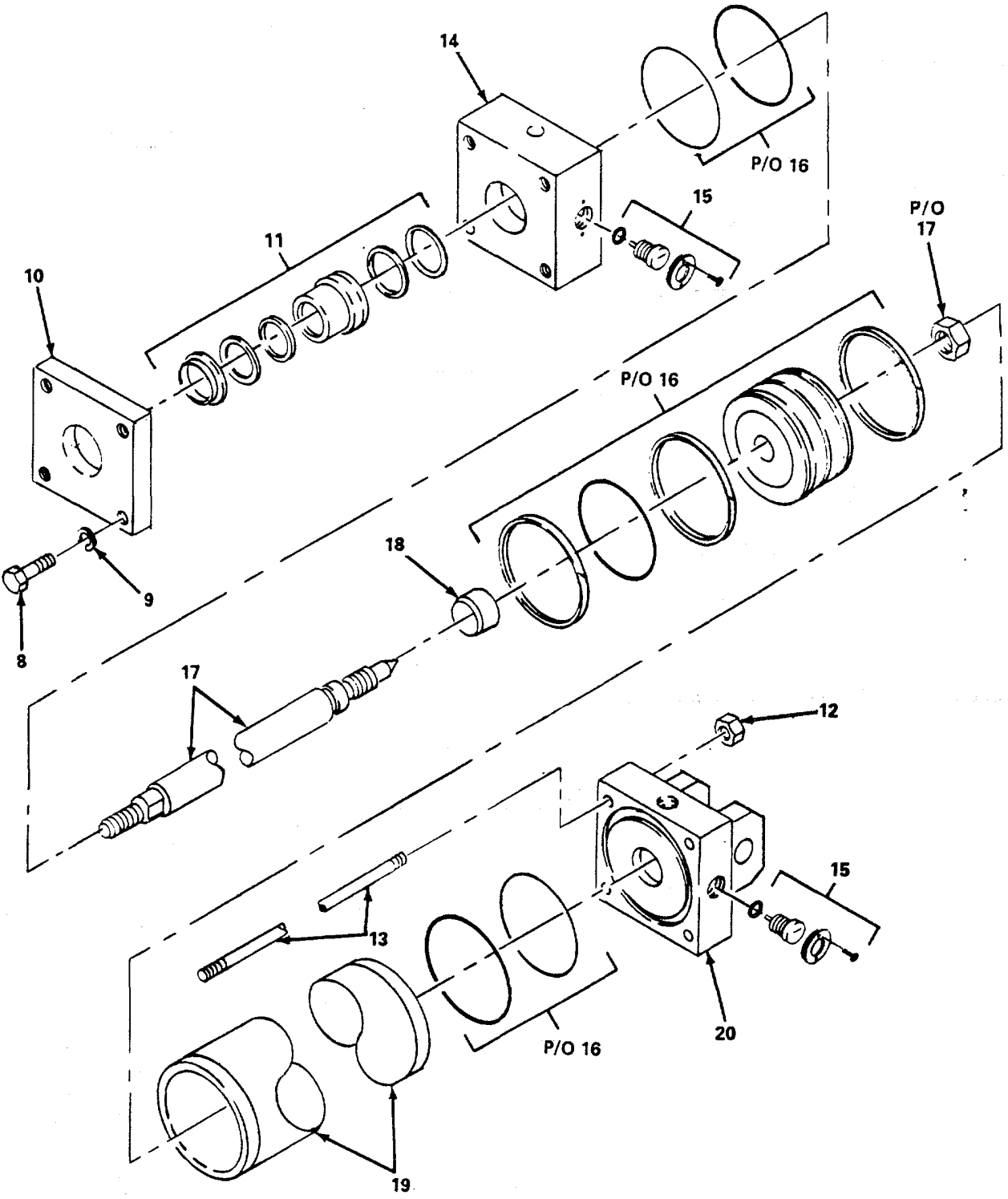


Figure 266. Stern Gate Hydraulic Cylinder (Sheet 2 of 2).

(1) ITEM NO	(2) SMR CODE	(3) CAGEC	SECTION II (4) PART NUMBER	TM 55-1905-219-34P-1 (5) DESCRIPTION AND USABLE ON CODES(UOC)	(6) QTY
GROUP 07 SHIP'S HYDRAULIC SYSTEM					
FIG. 266 STERN GATE HYDRAULIC CYLINDER					
1	PACZZ	96906	MS9245-47	PIN, COTTER.....	4
2	PACZZ	65035	J 800019	PIN, PIVOT	4
3	PACZZ	96906	MS51922-49	NUT, SELF-LOCKING, HE	8
4	PACZZ	96906	MS90728	SCREW, CAP, HEX HD	8
5	XDFZZ	65035	J 800033	BRACKET, MTG	2
6	PACZZ	65035	J 800003	CLEVIS, FEMALE ROD 1-14 FEMALE THREAD	2
7	PACFF	65035	MP1-HH	CYLINDER, HYDRAULIC 3-1/4 IN BORE X 29-1/2 IN STROKE, 1-3/8 IN ROD DIA..	2
8	PACZZ	96906	MS90728-29	.BOLT, MACHINE	4
9	PACZZ	96906	MS35338-50	.WASHER, LOCK	4
10	PACZZ	65035	105058-0007	.PLATE, RETAINER	1
11	PACZZ	65035	P105946	.PARTS KIT, LINEAR AC	1
12	PACZZ	65035	P49605-0018	.NUT	4
13	PACZZ	65035	P105463-0294	.ROD, TIE, CYLINDER	4
14	PACZZ	65035	P105000-1020	.HEAD	4
15	PACZZ	65035	P105401	.PARTS KIT, SAFETY RE KIT	2
16	PACZZ	65035	P107398	.PARTS KIT, SEAL REPL TUBE KIT	1
17	PACZZ	65035	P210000-3294	.ROD, PISTON	1
18	PACZZ	65035	P105056-0001	.CUSHION BEARING	1
19	PACZZ	65035	P105047-0294	.CYLINDER.....	1
20	PACZZ	65035	P10538-0102	.CAP	1

END OF FIGURE

4
5 THRU 29

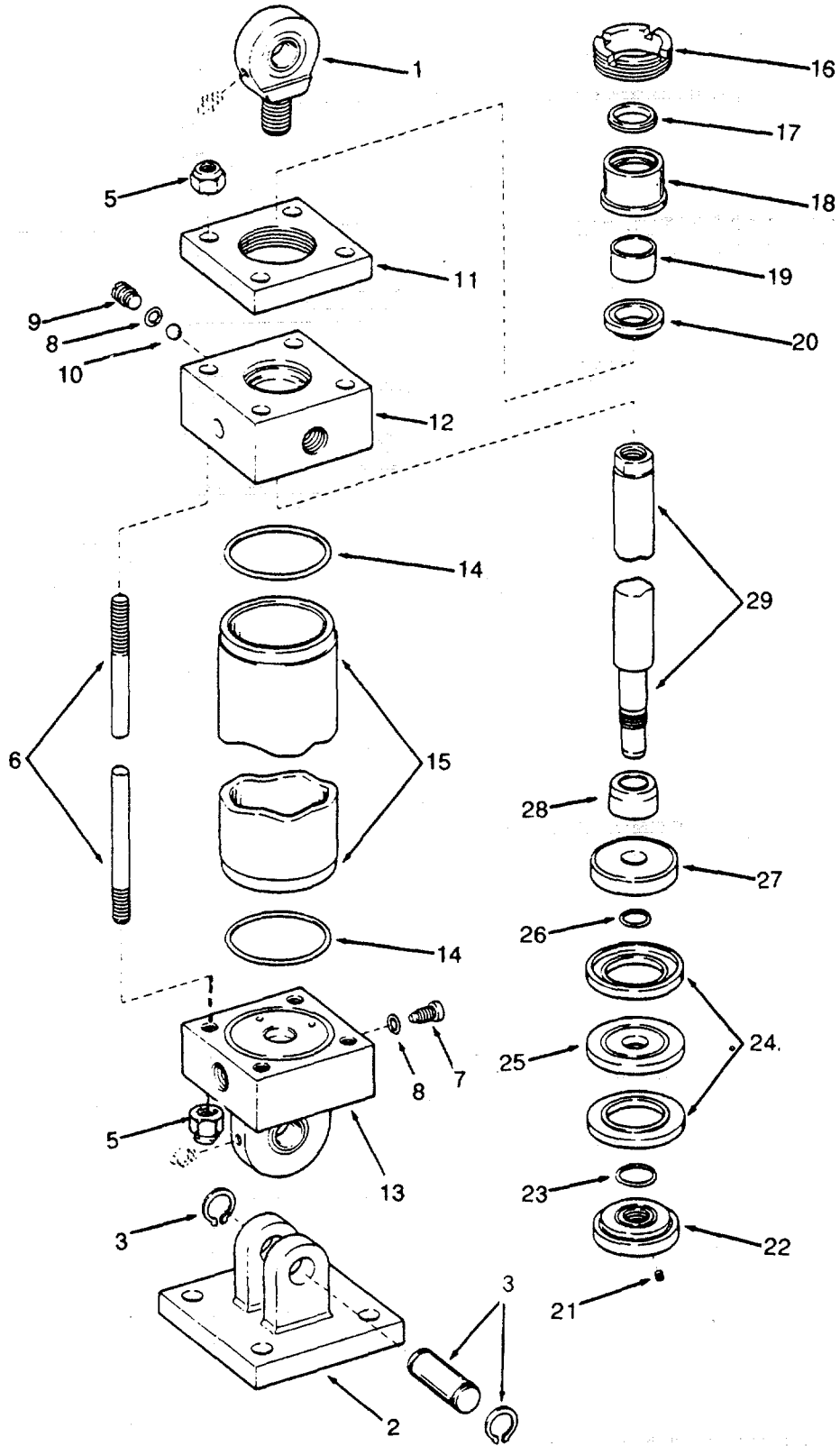


Figure 267. Mast Hydraulic Cylinder.

SECTION II		TM 55-1905-219-34P-1			
(1)	(2)	(3)	(4)	(5)	(6)
ITEM NO	SMR CODE	CAGEC	PART NUMBER	DESCRIPTION AND USABLE ON CODES(UOC)	QTY
GROUP 07 SHIP'S HYDRAULIC SYSTEM					
FIG. 267 MAST HYDRAULIC CYLINDER					
1	XDCZZ	53477	N20-406	MALE EYE UNIVERSAL	1
2	XDCZZ	53477	N20-405	BRACKET UNIVERSAL.....	1
3	XDCZZ	53477	N20-407	PIN PIVOT INCLUDES CLIPS	2
4	XDCHH	53477	MPU3-H2 1/2-25-1	CYLINDER HYDRAULIC.....	1
		-3			
5	XDHZZ	53477	MPU3-H2 1/2-25-1	.NUT TIE ROD.....	8
		-3H29			
6	XDHZZ	53477	MPU3-H2 1/2-25-1	.ROD TIE	4
		-3H24			
7	XDHZZ	53477	MPU3-H2 1/2-25-1	SCREW NEEDLE.....	2
		-3H28			
8	KBHZZ	53477	MPU3-H2 1/2-25-1	.O-RING NEEDLE AND PART OF KIT P/N	4
		-3H19		61020-8004	
9	XDHZZ	53477	MPU3-H2 1/2-25-1	.PLUG BALL CHECK.....	2
		-3H18			
10	KBHZZ	53477	MPU3-H2 1/2-25-1	.BALL CHECK PART OF KIT P/N 61020-	2
		-3H20		8004.....	
11	XDHZZ	53477	MPU3-H2 1/2-25-1	.PLATE FILLER	1
		-3H11			
12	XDHZZ	53477	MPU3-H2 1/2-25-1	.HEAD BASIC.....	1
		-3H10			
13	XDHZZ	53477	MPU3-H2 1/2-25-1	.CAP BASIC.....	1
		-3H1			
14	KBHZZ	53477	MPU3-H2 1/2-25-1	.O-RING TUBE PART OF KIT P/N 61050-	2
		-3H2		8003.....	6
15	XDHZZ	53477	MPU3-H2 1/2-25-1	.TUBE	1
		-3H25			
16	XDHZZ	53477	MPU3-H2 1/2-25-1	.RETAINER GLAND	1
		-3H13			
17	KBHZZ	53477	MPU3-H2 1/2-25-1	WIPER ROD PART OF KIT P/N 61040-	1
		-3H15		8001	
18	XDHZZ	53477	MPU3-H2 1/2-25-1	.GLAND	1
		-3H14			
19	KBHZZ	53477	MPU3-H2 1/2-25-1	.BEARING ROD PART OF KIT P/N 61040-	1
		-3H16		8001...	
20	KBHZZ	53477	MPU3-H2 1/2-25-1	.SEAL ROD PART OF KIT P/N 61040-8001	1
		-3H12			
21	XDHZZ	53477	MPU3-H2 1/2-25-1	.SCREW SET PISTON	1
		-3H3			
22	XDHZZ	53477	MPU3-H2 1/2-25-1	.FOLLOWER CAP	1
		-3H5			
23	KBHZZ	53477	MPU3-H2 1/2-25-1	.O-RING CAP FOLLOWER PART OF KIT P/N	1
		-3H4		61050-8003	
24	KBHZZ	53477	MPU3-H2 1/2-25-1	.CUP PISTON PART OF KIT P/N 61050-	2
		-3H6		8003.....	
25	XDHZZ	53477	MPU3-H2 1/2-25-1	.BEARING, PISTON.....	1
		-3H7			
26	KBHZZ	53477	MPU3-H2 1/2-25-1	.O-RING HEAD PART OF KIT P/N 61050-	1

SECTION II		TM 55-1905-219-34P-1			
(1)	(2)	(3)	(4)	(5)	(6)
ITEM NO	SMR CODE	CAGEC	PART NUMBER	DESCRIPTION AND USABLE ON CODES(UOC)	QTY
27	XDHZZ	-3H9 53477	MPU3-H2 1/2-25-1	8003, FOLLOWER HEAD	1
28	XDHZZ	-3H8 53477	MPU3-H2 1/2-25-1	.BUSHING HEAD	1
29	XDHZZ	-3H23 53477	MPU3-H2 1/2-25-1	.ROD PISTON	1
	PAHZZ	53477	61050-8003	KIT, PISTON SEAL	1
				CUP PISTON (2) 267-24	
				O-RING CAP FOLLOWER (1) 267-23	
				O-RING HEAD (1) 267-26	
				O-RING TUBE (2) 267-14	
	PAHZZ	53477	61040-8001	KIT, ROD SEAL	1
				BEARING ROD (1) 267-19	
				SEAL ROD (1) 267-20	
				WIPER ROD (1) 267-17	
	PAHZZ	53477	61020-8004	KIT, CYLINDER REPAIR	1
				BALL CHECK (2) 267-10	
				O-RING NEEDLE AND (4) 267-8	

END OF FIGURE

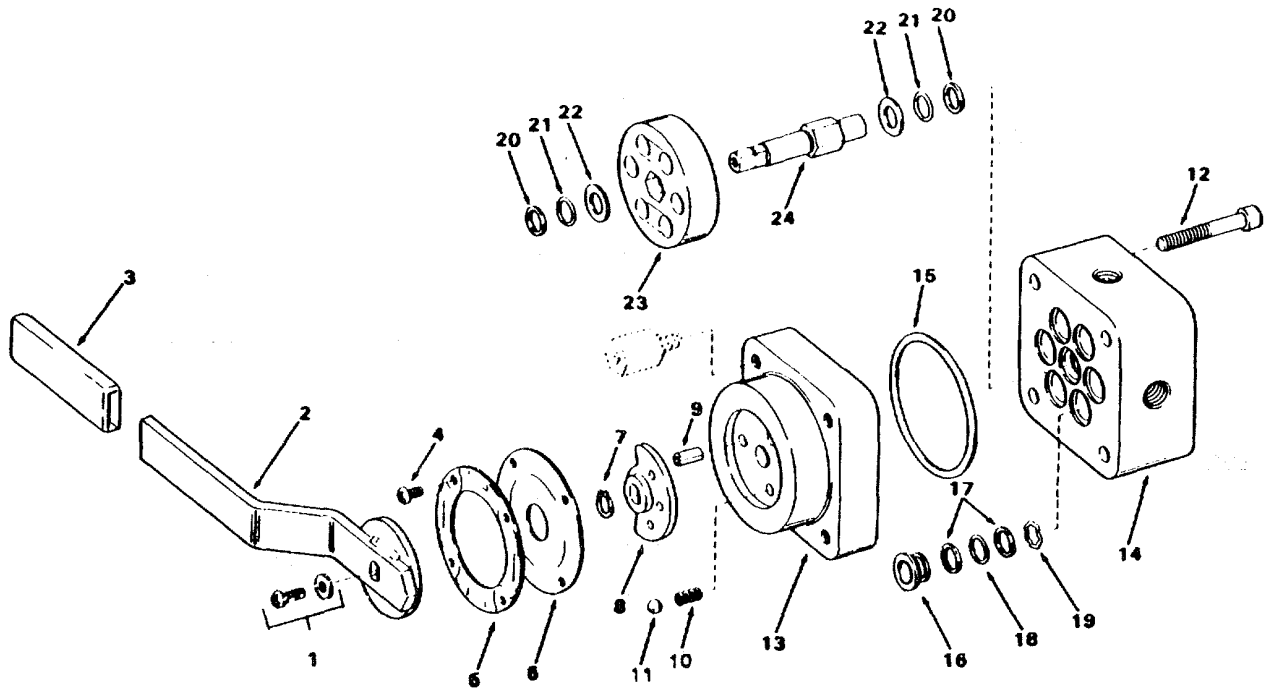


Figure 268. Directional Control Valve.

SECTION II

TM 55-1905-219-34P-1

(1) ITEM NO	(2) SMR CODE	(3) CAGEC	(4) PART NUMBER	(5) DESCRIPTION AND USABLE ON CODES(UOC)	(6) QTY
GROUP 07 SHIP'S HYDRAULIC SYSTEM					
FIG. 268 DIRECTIONAL CONTROL VALVE					
1	PACHH XDCZZ	86768 86768	8041E 3-8 HS2 8041E 3-8 HS212	VALVE, PLUGSCREW UNSLOTTED HEX HEAD 10-24 X 1/2 INCH, INCLUDES FLAT WASHER.	1 1
2	XDCZZ	86768	2-277-16	, HANDLE SUB-ASSY.	1
3	XDCZZ	86768	11-1273-5	.HANDLE PLASTIC	1
4	XDCZZ	86768	8041E 3-8 HS216	.SCREW RD HD	4
5	XDCZZ	86768	2-277-20	.NAMEPLATE	1
6	PACZZ	86766	3-673-5	.GASKET	1
7	PACZZ	96906	MS16632-1037	.RING, RETAINING	1
8	XDCZZ	86768	2-277-17	.PLATE STOP	1
9	XDCZZ	86768	59-048-250-0500	.PIN STOP	1
10	PACZZ	86768	4-2672-1	.SPRING	2
11	PACZZ	96906	MS19060-4818	, BALL, BEARING	2
12	PAHZZ	96906	MS16997-125	.SCREW, CAP, SOCKET HE	4
13	XDHZZ	86768	12-2071-1-1	.CAP.....	1
14	XDHZZ	86768	1-3172-12-1	.BODY VALVE REPUBLIC	1
15	KBHZZ	86768	SP100-146	.O-RING BODY AND CAP PART OF KIT P/N 4-2475-2-2	1 6
16	KBHZZ	86768	3-1654-4-1	.SEAL PART OF KIT P/N 4-2475-2-2	6
17	PAHZZ	86768	5P201-90	.RETAINER, PACKING	12
18	KBHZZ	86768	SP100-90	.O-RING SEAL PART OF KIT P/N 4-2475- 2-2.....	6
19	XDHZZ	86768	3-1554-9	.SPRING SEAL	6
20	PAHZZ	86768	4-1657-1	.PACKING, PREFORMED	2
21	KBHZZ	86768	SP100-9	.PACKING, PREFORMED PART OF KIT P/N 4 -2475-2-2	2
22	XDHZZ	86768	4-1657-3	.WASHER SHAFT	2
23	XDHZZ	86768	8-2774-4-2	.DISK	1
24	XDHZZ	86768	2-277-2	SHAFT	1
	XDHZZ	86768	4-2475-2-2	.SEAL KIT	1
				O-RING BODY AND CAP (1) 268-15	
				O-RING SEAL (6) 268-18	
				PACKING, PREFORMED (2) 268-21	
				SEAL (6) 268-16	

END OF FIGURE

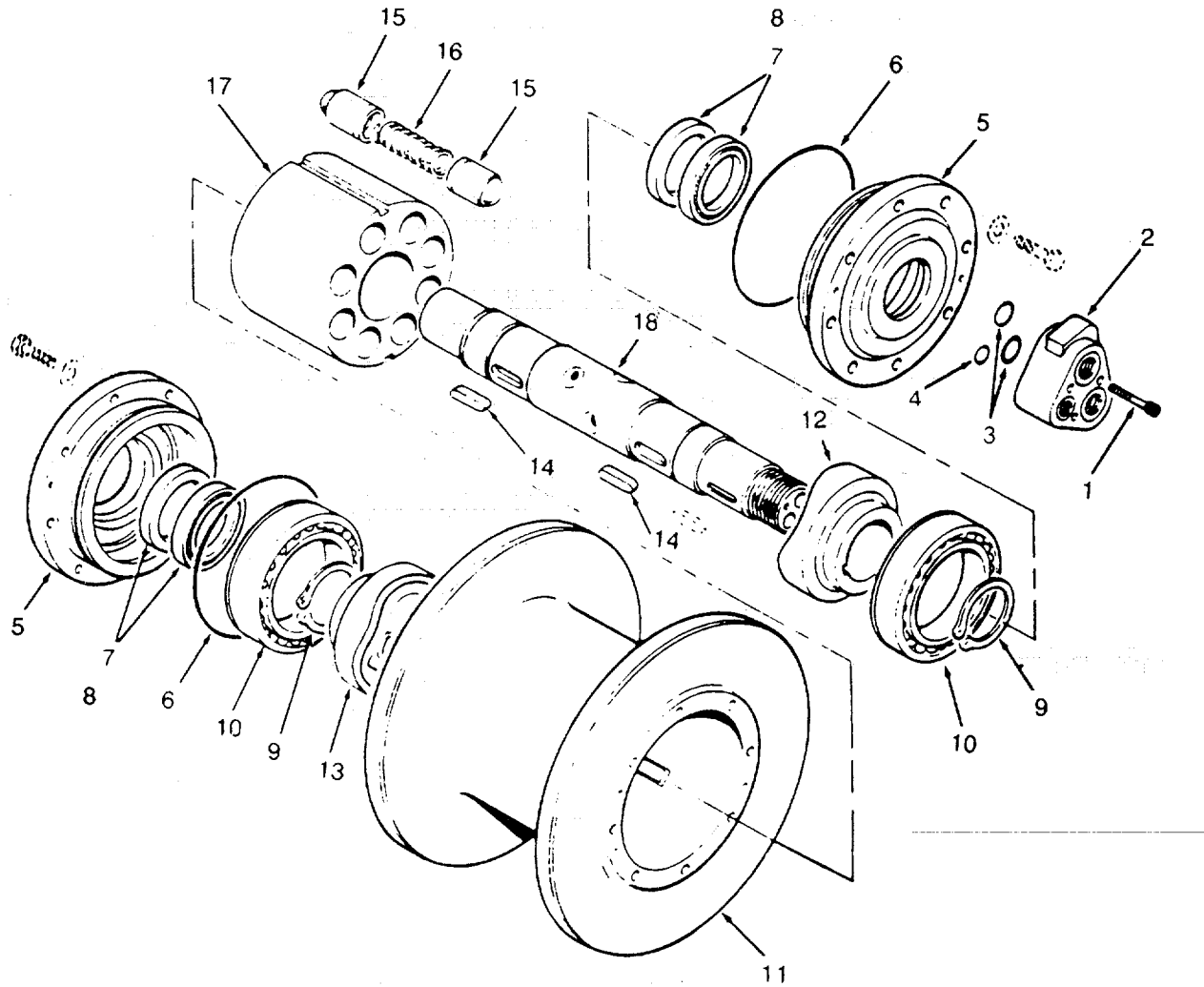


Figure 269. A-Frame Hydraulic Winch.

SECTION II

TM 55-1905-219-34P-1

(1) ITEM NO	(2) SMR CODE	(3) CAGEC	(4) PART NUMBER	(5) DESCRIPTION AND USABLE ON CODES(UOC)	(6) QTY
-------------------	--------------------	--------------	-----------------------	---	------------

GROUP 07 SHIP'S HYDRAULIC SYSTEM

FIG. 269 A--FRAME HYDRAULIC WINCH

	XDCHH	27005	W80/574PX	WINCH HYDRAULIC.....	1
1	XDHZZ	27005	831450	.SCREW SOCKET HEAD	3
2	XDHZZ	27005	831471	.BLOCK FEED PORT	1
3	PAHZZ	27005	800188	.PACKING, PREFORMED	2
4	PAHZZ	27005	800185	.PACKING, PREFORMED	1
5	XDHZZ	27005	832969	.BEARING HOUSING	2
6	XDHZZ	27005	831424	.PACKING, PREFORMED	2
7	PAHZZ	27005	831430	.SEAL.....	4
8	XDHZZ	27005	831447	.RETAINER, PACKING	8
9	XDHZZ	27005	831437	.RETAINER BEARING	2
10	PAHZZ	27005	831427	.BEARING, BALL	2
11	XDHZZ	27005	831390	.CASING	1
12	XDHZZ	27005	831465	.CAM OUTBOARD	1
13	XDHZZ	27005	831465	.INBOARD CAM	1
14	XDHZZ	27005	803666	.KEY CAM FIXING	2
15	XDHZZ	27005	831405	.PISTON BALL ASSEMBL	16
16	XAHZZ	27005	831417	..SPRING	1
17	XDHZZ	27005	170230	.ROTOR WINCH	1
18	XDHZZ	27005	170329	.SHAFT WINCH	1

END OF FIGURE

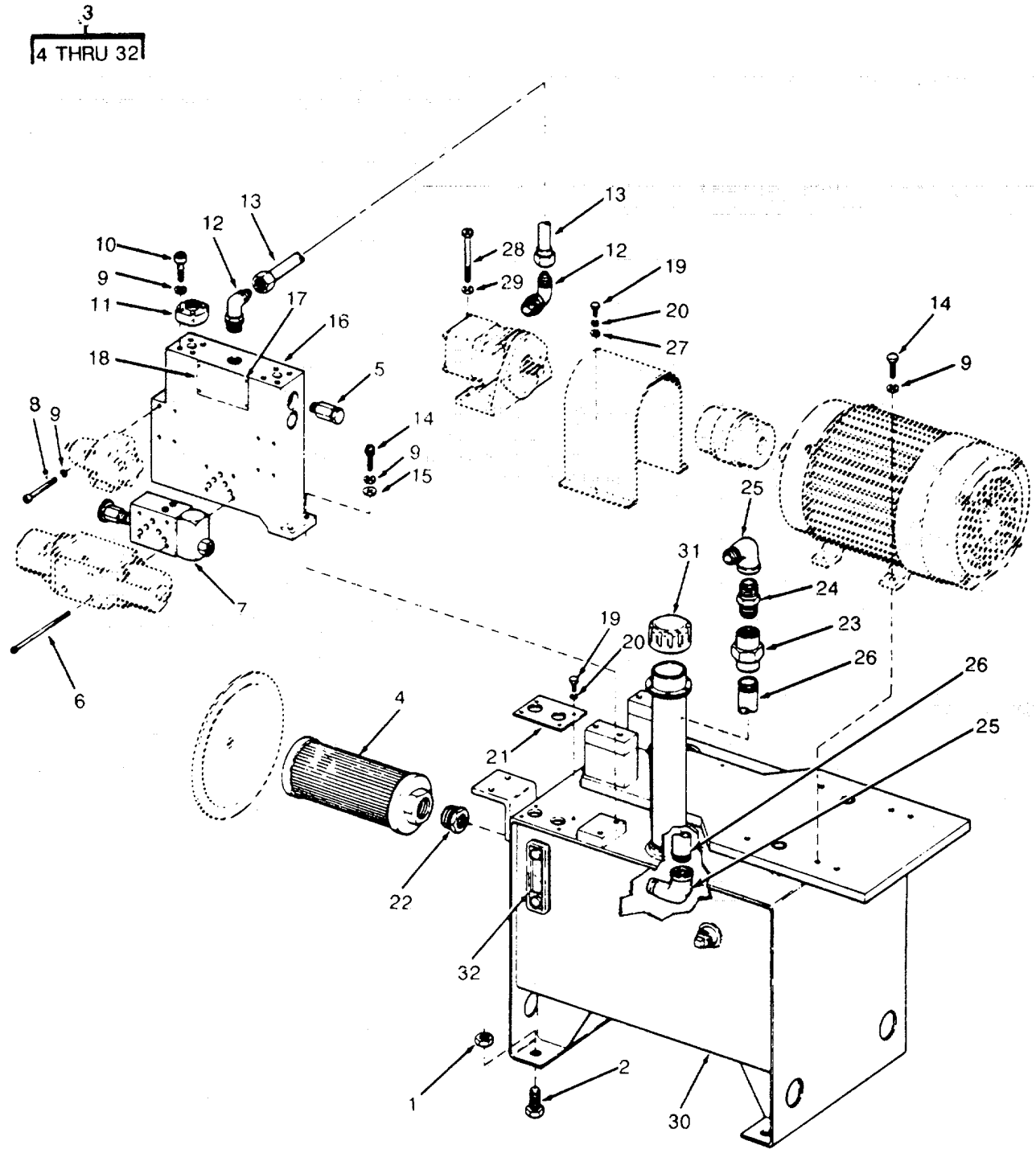


Figure 270. Hydraulic Cub Pump Unit.

SECTION II		TM 55-1905-219-34P-1			
(1)	(2)	(3)	(4)	(5)	(6)
ITEM NO	SMR CODE	CAGEC	PART NUMBER	DESCRIPTION AND USABLE ON CODES(UOC)	QTY
GROUP 08 STEERING SYSTEM					
FIG. 270 HYDRAULIC CUB PIPE UNIT					
1	PACZZ	96906	MS51967-20	NUT, PLAIN, HEXAGON	8
2	PACZZ	96906	MS90725-161	SCREW, CAP, HEXAGON H	8
3	XDCHH	03956	1882204-2	PUMP UNIT HYDRAULIC	2
4	XDHZZ	92863	450-1-1/2	.STRAINER HYDRAULIC	1
5	XDHZZ	96269	1L10-F-25SV-15	.VALVE PRESSURE	2
6	XDHZZ	03956	1803032-67	.SCREW SOCKET HED	4
7	XDHZZ	09990	MRP-600-S	.VALVE PRESSURE	1
8	XDHZZ	03956	1803032-95	.SCREW CAP S3OCKET	8
9	PAHZZ	96906	MS35338-141	.WASHER, LOCK	32
10	PAHZZ	96906	MS16995-83	.SCREW, CAP, SOCKET HE	12
11	XDHZZ	70434	W4-12-12	.FITTING MANIFOLD	2
12	XDHZZ	03956	1801489-9	.ELBOW 90 DEGREE	2
13	XDHZZ	03956	1882204-502	.TUBING STEEL 3/4 OD	1
14	PAHZZ	96906	MS35307-362	.SCREW, CAP, HEXAGON H	8
15	PAHZZ	96906	MS15795-813	.WASHER, FLAT	4
16	XDHZZ	03956	1802249	.MANIFOLD ALUMINUM	1
17	XDCZZ	03956	0467-12	.SCREW DRIVE	4
18	XDCZZ	03956	1802181-9	.NAMEPLATE	1
19	PAHZZ	96906	MS35307-305	.SCREW, CAP, HEXAGON H	6
20	PAHZZ	96906	MS35338-139	.WASHER, LOCK.	6
21	XDHZZ	03956	1855098	.PLATE CARBON STEEL	1
22	XDHZZ	03956	1803052-15	.BUSHING BLACK IRON	1
23	XDHZZ	03956	1803050-8	.UNION BLACK IRON	1
24	XDHZZ	03956	1801484-7	.NIPPLE PIPE 1-1/4.....	1
25	XDHZZ	03956	1803049-7	.ELBOW 90 DEGREE	2
26	XDHZZ	03956	1802204-503	.PIPE BLACK IRON	1
27	PAHZZ	96906	MS15795-809	.WASHER, FLAT	2
28	PAHZZ	96906	MS16995-54	.SCREW, CAP, SOCKET HE	4
29	XDHZZ	03956	1800867-14	.WASHER LOCK 1/4.....	4
30	XDHZZ	03956	1884826	.RESERVOIR HYDRAULIC.....	1
31	XDCZZ	23619	HC-120	..BREATHER FILLER.....	1
32	XDCZZ	23619	HC-SG-44	..GAUGE SIGHT.....	1

END OF FIGURE

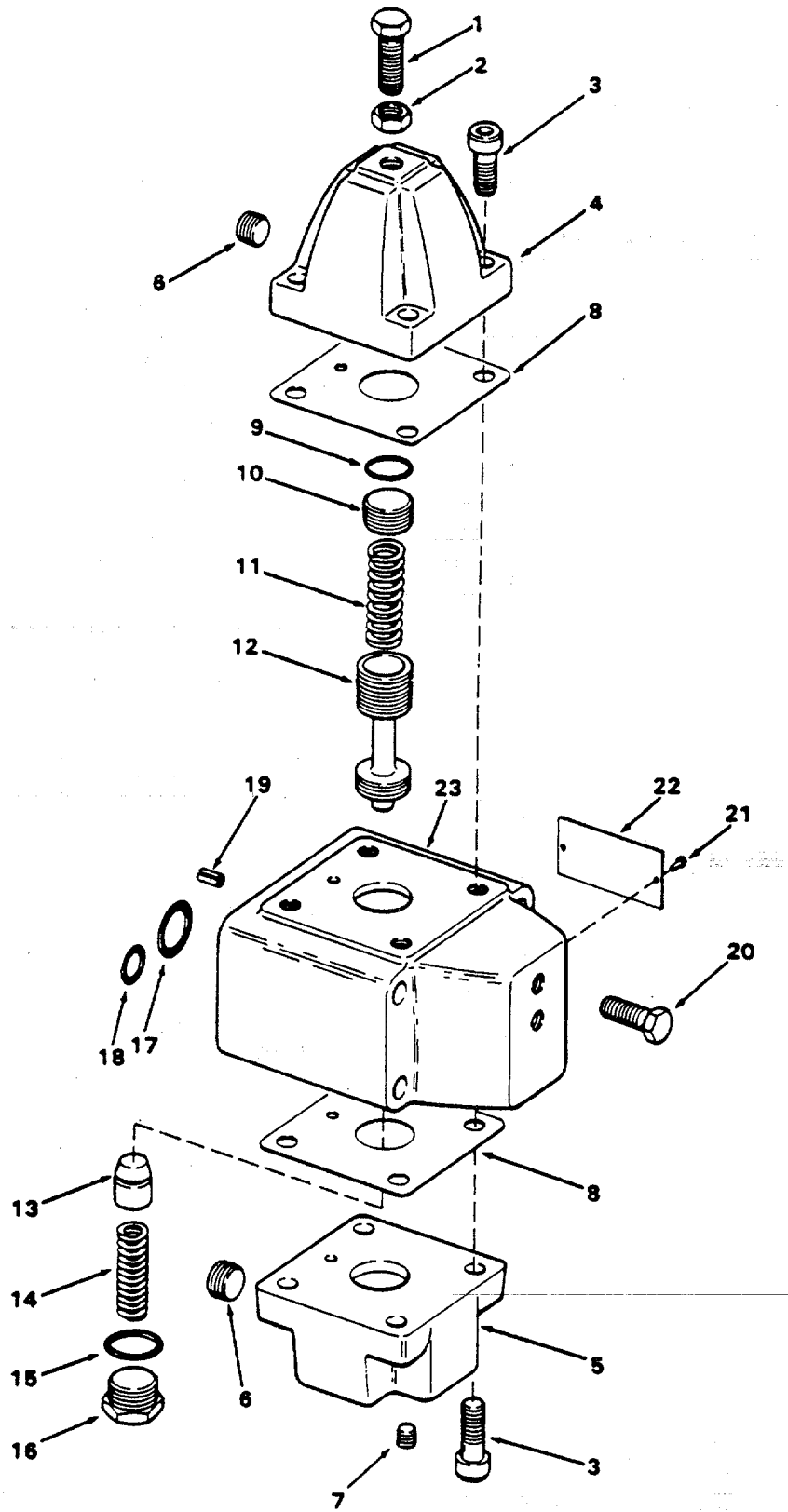


Figure 271. Brake Valve.

SECTION II		TM 55-1905-219-34P-1			
(1)	(2)	(3)	(4)	(5)	(6)
ITEM	SMR		PART		
NO	CODE	CAGEC	NUMBER	DESCRIPTION AND USABLE ON CODES(UOC)	QTY

GROUP 08 STEERING SYSTEM

FIG. 271 BRAKE VALVE

	XDCHH	62983	RCG-03-Z4-20	..VALVE BRAKE	2
1	XDCZZ	62983	294736	..SCREW ADJUSTING	1
2	XDCZZ	62983	1454	..NUT, PLAIN, HEXAGON	1
3	XDCZZ	62983	298126	..SCREW CAP SOCKET	8
4	XDCZZ	62983	293897	..COVER BRAKE VALVE TOP	1
5	XDCZZ	62983	293898	..COVER BRAKE VALVE BOTTOM	1
6	XDCZZ	62983	7075	..PLUG COVER	2
7	XDCZZ	62983	113000	..PLUG, PIPE	1
8	KFHZZ	62983	293899	..GASKET COVER PART OF KIT P/N	2
			919438	
9	KFHZZ	62983	199811	..PACKING, PREFORMED PART OF KIT P/N	1
			919438	
10	XDHZZ	62983	294654	..PLUG BRAKE VALVE.....	1
11	XDHZZ	62983	293557	..SPRING BRAKE VALVE	1
12	XDHZZ	62983	285602	..SPOOL BRAKE VALVE	1
13	XDHZZ	62983	79795	..POPPET BRAKE VALVE	1
14	XDHZZ	62983	95633	..SPRING BRAKE VALVE	1
15	KFHZZ	62983	154128	..PACKING, PEFORMED PART OF KIT P/N	1
			919438.....	
16	XDHZZ	62983	293881	..PLUG BRAKE VALVE.....	1
17	KFHZZ	62983	154012	..PACKING, PREFORMED PART OF KIT P/N	2
			919438	
18	KFHZZ	62983	154008	..PACKING, PREFORMED PART OF KIT P/N	2
			919438.....	
19	XDHZZ	62983	160571	..PIN ROLL	1
20	XDHZZ	62983	136568	..PLUG, PIPE.....	2
21	XDCZZ	62983	36212	..SCREW, TAPPING	2
22	XDCZZ	62983	RCG-03-Z4-20 &6A	..PLATE	1
			TE		
23	XDHZZ	62983	294099	..BODY BRAKE VALVE (INCLUDES 95927.....	1
			CHECK VALVE SEAT).....	
	PAHZZ	62983	919438	GASKET AND PREFORME	1
			GASKET COVER	(2) 271-8	
			PACKING, PREFORMED	(1) 271-9	
			PACKING, PREFORMED	(1) 271-15	
			PACKING, PREFORMED	(2) 271-17	
			PACKING, PREFORMED	(2) 271-18	

END OF FIGURE

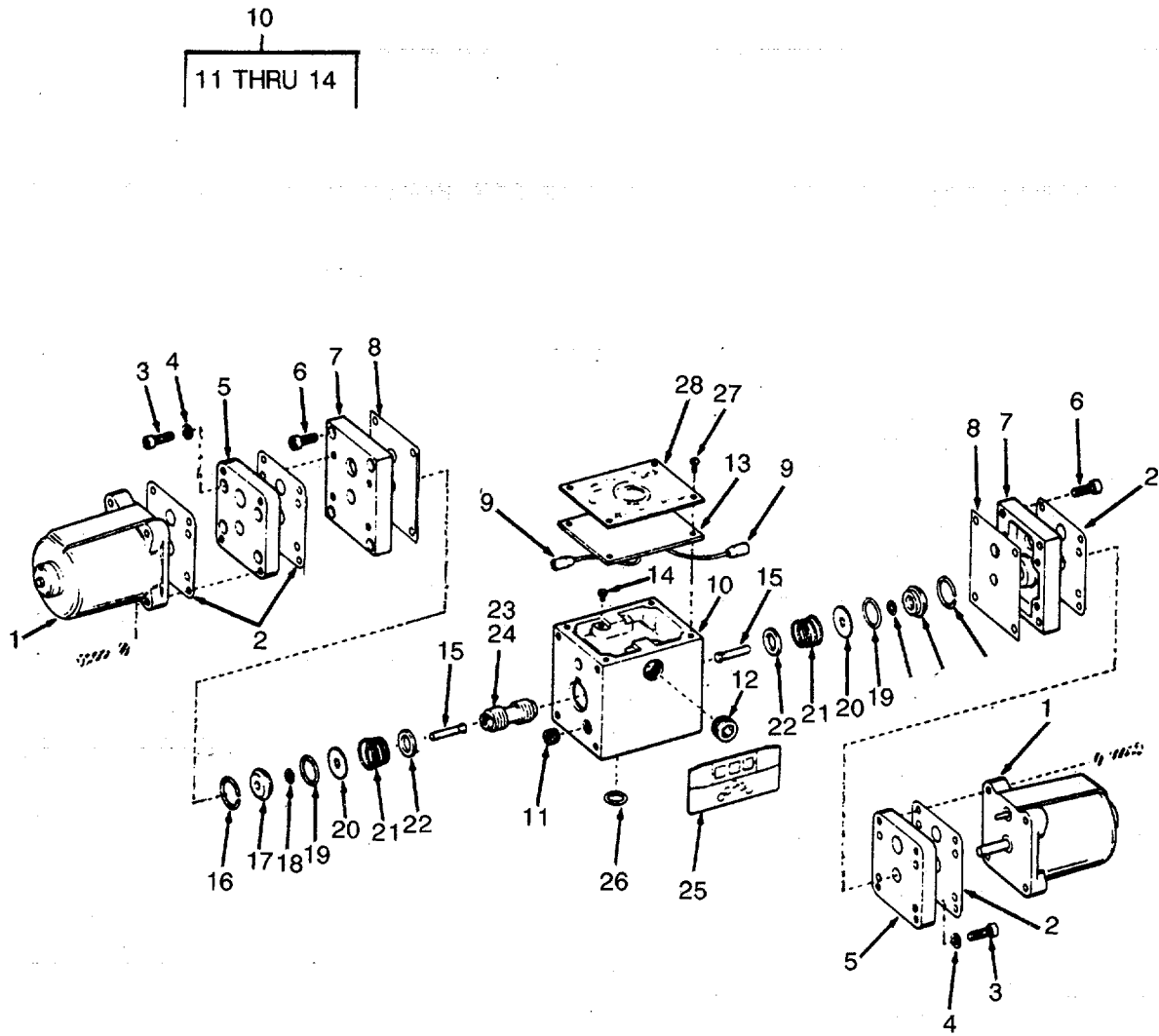


Figure 272. Directional Control Valve.

SECTION II

TM 55-1905-219-34P-1

(1) ITEM NO	(2) SMR CODE	(3) CAGEC	(4) PART NUMBER	(5) DESCRIPTION AND USABLE ON CODES(UOC)	(6) QTY
-------------------	--------------------	--------------	-----------------------	---	------------

GROUP 08 STEERING SYSTEM

FIG. 272 DIRECTIONAL CONTROL VALVE

	PACHH	62983	DG4S4-010C-H-50	..VALVE, DIRECTIONAL	1
1	XDHZZ	62983	195053	..SOLENOID, ELECTRICAL	2
2	KFHZZ	62983	195047	..GASKET SOLENOID PART OF KIT P/N 919359.....	4
3	XDHZZ	62983	161736	..SCREW MACHINE.....	8
4	XDHZZ	62983	99781	..WASHER MOUNTING	8
5	XDHZZ	62983	195074	..PLATE MOUNTING	2
6	XDHZZ	62983	101630	..SCREW MACHINE.....	8
7	XDHZZ	62983	289307	..PLATE ADAPTER	2
8	KFHZZ	62983	281545	..GASKET ADAPTER PART OF KIT P/N 919359	2
9	XDHZZ	62983	195075	..CONNECTOR, PLUG.....	2
10	XDHZZ	62983	941853	..BODY SUBASSEMBLY	1
11	XDHZZ	62983	7074	... PLUG BODY	2
12	XDHZZ	62983	7077	... PLUG, PIPE.....	1
13	XDHZZ	62983	286122	... GASKET	1
14	XDHZZ	62983	36212	...SCREW, TAPPING.....	1
15	XDHZZ	62983	289340	..PIN PUSH	2
16	XDHZZ	62983	236797	..RING, VALVE	2
17	XDHZZ	62983	281422	..PIN, SPECIAL.....	2
18	KFHZZ	62983	154001	..O-RING DIRECTIONAL PART OF KIT P/N 919359.....	2
19	KFHZZ	62983	154012	..PACKING, PREFORMED PART OF KIT P/N 919359	2
20	XDHZZ	62983	281423	..GUIDE, SPRING.....	2
21	XDHZZ	62983	290072	..SPRING, HELICAL, COMP.....	2
22	XDHZZ	62983	211846	..WASHER, FLAT	2
23	XDHZZ	62983	213230-7	..SPOOL DIRECTIONAL	1
24	XDHZZ	62983	213230-9	..SPOOL DIRECTIONAL.....	1
25	XDHZZ	62983	290341	..PLATE DIAGRAM	1
26	KFHZZ	62983	199811	..PACKING, PREFORMED PART OF KIT P/N 919359.....	5
27	XDCZZ	62983	174638	..SCREW MACHINE	4
28	XDCZZ	62983		DG4S4-10C-H-50 P ..PLATE.....	1
	PAHZZ	62983	919359	GASKET SET	1
				GASKET ADAPTER (2) 272-8	
				GASKET SOLENOID (4) 272-2	
				O-RING DIRECTIONAL (2) 272-18	
				PACKING, PREFORMED (2) 272-19	
				PACKING, PREFORMED (5) 272-26	

END OF FIGURE

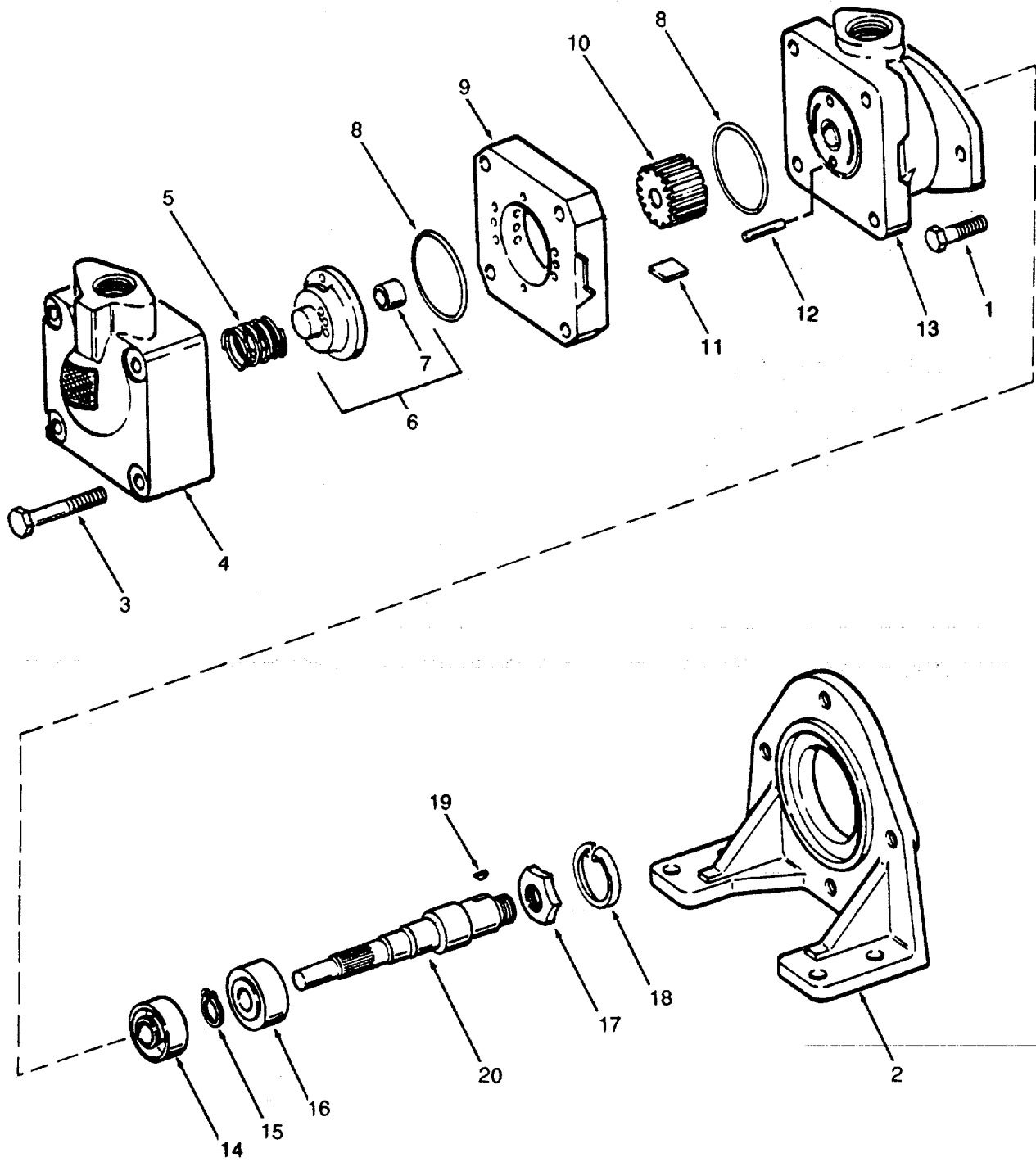


Figure 273. Hydraulic Pump.

SECTION II
 (1) (2) (3) TM 55-1905-219-34P-1 (4) (5) (6)
 ITEM SMR CAGEC PART DESCRIPTION AND USABLE ON CODES(UOC) QTY
 NO CODE

GROUP 08 STEERING SYSTEM

FIG. 273 HYDRAULIC PUMP

	XDCHH	62983	V20-23-P6S-1C-11	.PUMP HYDRAULIC VANE.....	1
1	XDCZZ	62983	1273	..SCREW CAP HEX HEAD.....	2
2	XDCZZ	62983	126315	..BRACKET, VANE PUMP	1
3	XDCZZ	62983	131485	..SCREW CAP HEX HEAD	4
4	XDCZZ	62983	293373	..COVER PUMP	1
5	XDHZZ	62983	275672	..SPRING, SPECIAL.....	1
6	XDHZZ	62983	359287	..PRESSURE PLATE, PUMP.....	1
7	XDHZZ	62983	280267	... BUSHING	1
8	KFHZZ	62983	154090	..PACKING, PREFORMED PART OF KIT P/N 922733	2
9	KFHZZ	62983	328150	..RING ROTOR PART OF KIT P/N 923480.	1
10	KFHZZ	62983	358328	..ROTOR PUMP PART OF KIT P/N 923480.	1
11	XDHZZ	62983	923485	..PARTS KIT, PUMP VANE PART OF KIT P/N 923480	1
12	XDHZZ	62983	2161	..PIN DOWEL.....	2
13	XDHZZ	62983	280689	..BODY PUMP	1
14	KFHZZ	62983	229235	..SEAL, PLAIN ENCASED PART OF KIT P/N 922733	1
15	XDHZZ	62983	98653	..RING SNAP	1
16	PAHZZ	62983	98574	..BEARING, BALL, ANNULA	1
17	XDHZZ	81996	NPN	..NUT HEX	1
18	XDHZZ	62983	109975	..RING, RETAINING.....	1
19	XDHZZ	62983	5881	..KEY WOODRUFF.....	1
20	XDHZZ	62983	280372	..SHAFT PUMP	1
	XDHZZ	62983	923480	CARTRIDGE KIT, PUMP.....	1
				PACKING, PREFORMED (2) 273-12	
				PARTS KIT, PUMP VANE(1) 273-11	
				RING ROTOR (1) 273-9	
				ROTOR PUMP (1) 273-10	
	PAHZZ	62983	922733	PARTS KIT, HYDRAULIC	1
				PACKING, PREFORMED (2) 273-8	
				SEAL, PLAIN ENCASED (1) 273-14	

END OF FIGURE

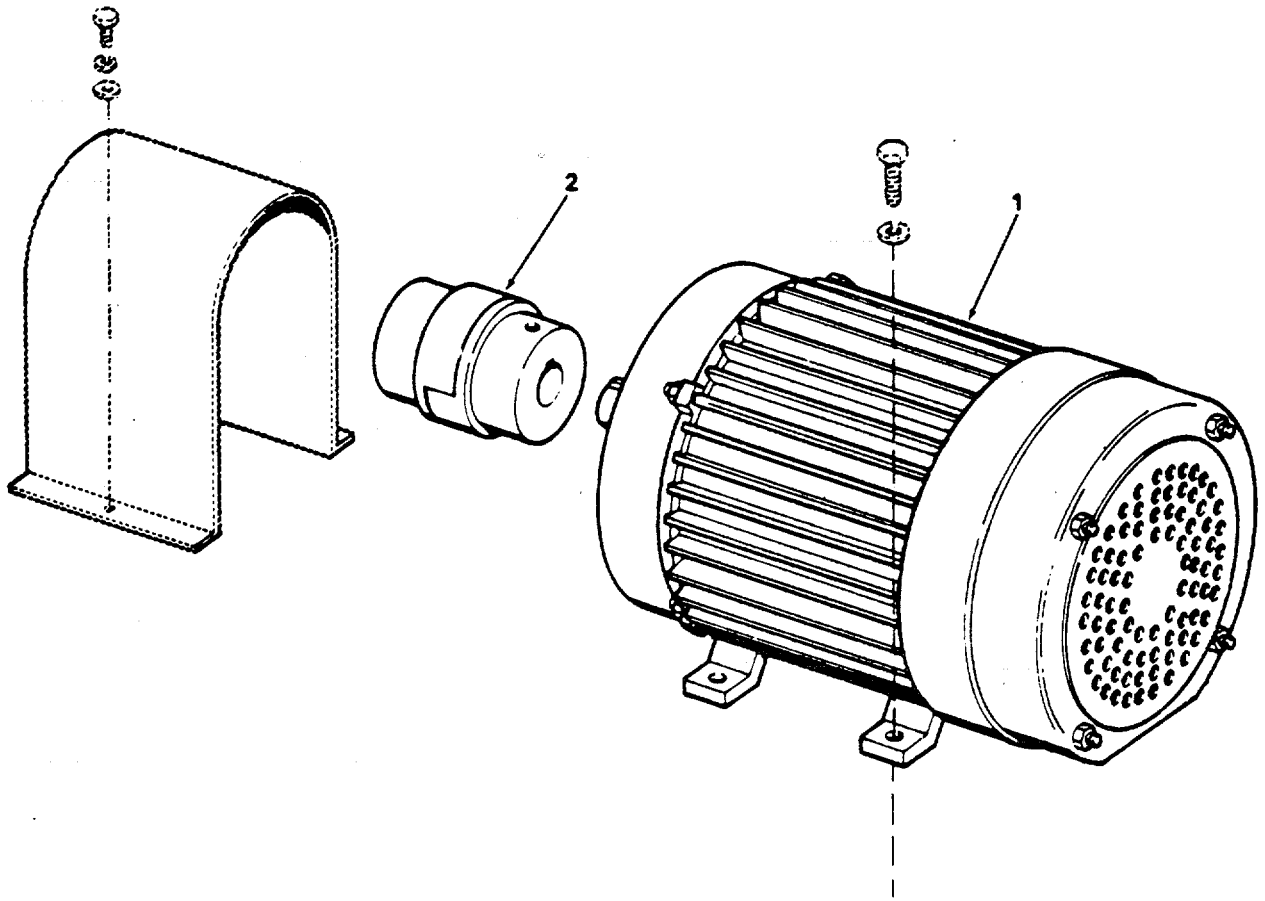


Figure 274. Pump Motor and Coupling.

SECTION II			TM 55-1905-219-34P-1		
(1)	(2)	(3)	(4)	(5)	(6)
ITEM	SMR		PART		
NO	CODE	CAGEC	NUMBER	DESCRIPTION AND USABLE ON CODES(UOC)	QTY

GROUP 08 STEERING SYSTEM

FIG. 274 PUMP MOTOR AND COUPLING

1	XDCHH	03956	1804192	. MOTOR AC 2HP	1
2	XDCZZ	75665	L110	.COUPLING FLEXIBLE	1

END OF FIGURE

1
2 AND 3

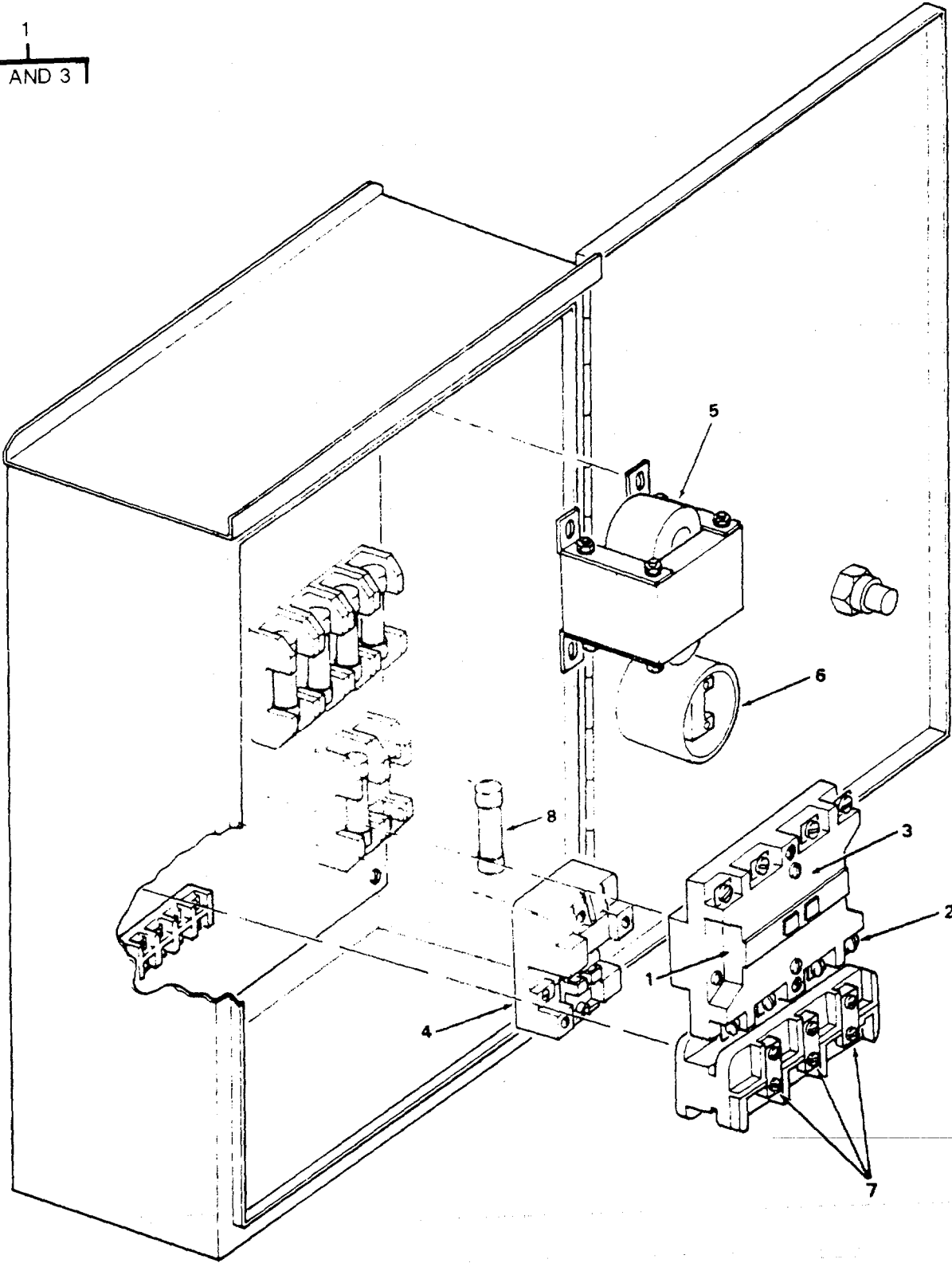


Figure 275. Motor Controller.

SECTION II

TM 55-1905-219-34P-1

(1) ITEM NO	(2) SMR CODE	(3) CAGEC	(4) PART NUMBER	(5) DESCRIPTION AND USABLE ON CODES(UOC)	(6) QTY
-------------------	--------------------	--------------	-----------------------	---	------------

GROUP 08 STEERING SYSTEM

FIG. 275 MOTOR CONTROLLER

	XDCHH	03956	1878076-26	CONTROLLER MOTOR	2
1	XDHZZ	21810	4204CU13ES-01	.STARTER MAGNETIC	1
2	XDCZZ	21810	5480CR34	..KIT CONTACT	1
3	XDHZZ	21810	505C806G01	..COIL STARTER	1
4	XDHZZ	65054	Z-135-A812-G04	.RELAY CONTROL	1
5	XDHZZ	55814	D-48321	.TRANSFORMER CONTROL	1
6	XDHZZ	03956	1816172-44	.SWITCH SELECTOR	1
7	XDHZZ	21810	5490F4.0	.HEATER, THERMAL RELE	3
8	PACZZ	81349	F15B250V30A	.FUSE, CARTRIDGE	6

END OF FIGURE

SECTION II

TM 55-1905-219-34P-1

(1) ITEM NO	(2) SMR CODE	(3) CAGEC	(4) PART NUMBER	(5) DESCRIPTION AND USABLE ON CODES(UOC)	(6) QTY
				GROUP 08 STEERING SYSTEM	
				FIG. 276 STEERING HYDRAULIC CYLINDER	
1	PACZZ	96906	MS51922-33	NUT, SELF-LOCKING, HE	16
2	PACZZ	96906	MS90728-11	SCREW, CAP, HEXAGON H	16
3	PACHA	03956	1887125-015	CYLINDER ASSEMBLY, AM	4
4	PACZZ	96906	MS15003-1	.FITTING, LUBRICATION	2
5	XDCZZ	96906	MS24655-497	.PIN, COTTER	2
6	XDCZZ	25561	S-73141-E-20	.PIN PIVOT	1
7	XDCZZ	25561	S-73141-E-18	.BRACKET CLEVIS.....	1
8	PACZZ	96906	MS51963-65	.SETSCREW	3
9	XDHZZ	25561	S-73141-E-19	.EYE ROD END.....	1
10	XDHZZ	25561	S-73141-E-11	.CARTRIDGE ROD.....	1
11	PAHZZ	96906	MS28776M2-9	.RING, WIPER.....	1
12	PAHZZ	30781	18701000	.PACKING, PREFORMED.....	1
13	PAHZZ	02697	2-218 N674-7	.PACKING, PREFORMED.....	1
14	PAHZZ	96906	MS35650-3392	.NUT, PLAIN, HEXAGON	8
15	XDHZZ	25561	S-73141-E-3	.PLATE RETAINER.....	1
16	XDHZZ	25561	S-73141-E-4	.HEAD ROD END	1
17	PAHZZ	25561	H7-250	.PISTON, CYLINDER	1
18	XDHZZ	96906	MS24665-357	.PIN, COTTER	1
19	PAHZZ	30781	18702125	.PACKING, PREFORMED	2
20	PAHZZ	02697	2-210 N674-70	.PACKING, PREFORMED	1
21	PAHZZ	02697	2-228 N674-7	.PACKING, PREFORMED	2
22	XDHZZ	25561	S-73141-E-9	.ROD PISTON	1
23	XDHZZ	25561	H8-250	SLEEVE, BLANK END	1
24	XDCZZ	25561	S-73141-E-2	.TIE ROD	4
25	XDHZZ	25561	S-73141-E-6	.BARREL CYLINDER	1
26	XDHZZ	25561	S-73141-E-5	.HEAD BLANK END	1
27	XDHZZ	80657	10SF16	.BEARING SELF	2

END OF FIGURE

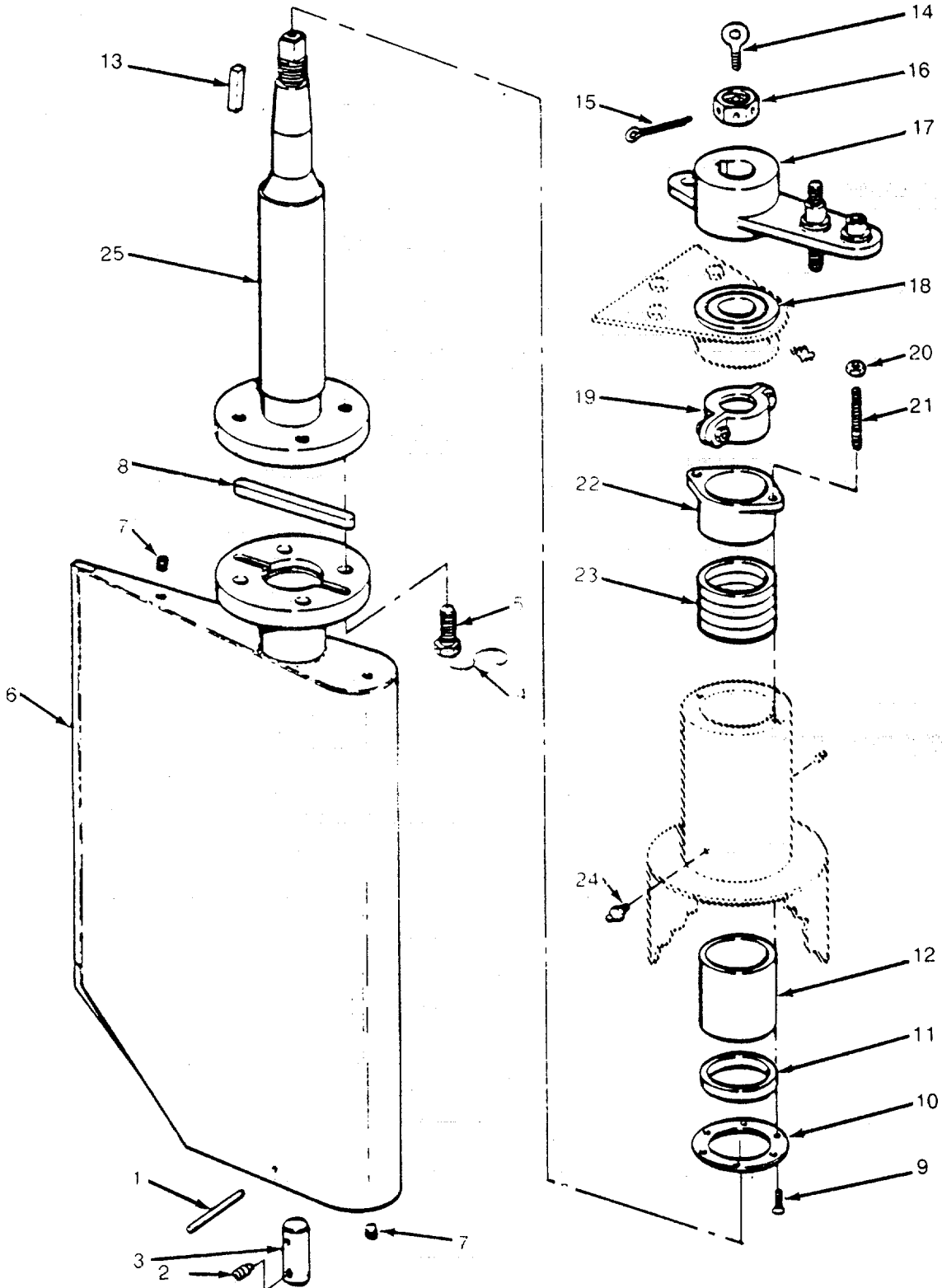


Figure 277. Main Rudder Stock Arrangement.

SECTION II

TM 55-1905-219-34P-1

(1) ITEM NO	(2) SMR CODE	(3) CAGEC	(4) PART NUMBER	(5) DESCRIPTION AND USABLE ON CODES(UOC)	(6) QTY
GROUP 08 STEERING SYSTEM					
FIG. 277 MAIN RUDDER STOCK ARRANGEMENT					
1	XDHZZ	80064	5194634417PC66	PIN TAPER .	2
2	XDFZZ	96906	MS51964-139	SETSCREW	6
3	XDHZZ	80064	5194634417PC57	PIN PINTLE	2
4	XDHZZ	80064	5194634417PC31	WIRE LOCK	15
5	XDHZZ	96906	MS35307-554	SCREW MACH HEX HD	8
6	XDHZZ	80064	5194634417DET4C	RUDDER MAIN	2
7	XDHZZ	80064	5194634417PC56	PLUG SOCKET HD	8
8	XDHZZ	80064	5194634417PC34	KEY MAIN RUDDER	2
9	XDHZZ	80064	5194634417PC86	SCREW MACHINE	12
10	XDHZZ	80064	5194634417PC84	RING RETAINING	2
11	XDHZZ	80064	5194634417PC87	PACKING PREFORMED	2
12	XDHZZ	80064	5194634417PC24	BUSHING	2
13	XDHZZ	80064	5194634417PC10	KEY MAIN RUDDER	2
14	PACZZ	96906	MS51937-6	BOLT, EYE	2
15	XDHZZ	80064	5194634417PC79	PIN COTTER BRASS	2
16	XDHZZ	80064	5194634471PC28	NUT SLOTTED HEX	2
17	XDHZZ	03956	1886604	ARM TILLER STEERING	2
18	XDHZZ	80064	5194634417PC69	BEARING FLANGED	2
19	XDHZZ	80064	5194634417PC80	COLLAR SHAFT	2
20	PAHZZ	96906	MS51967-20	NUT, PLAIN, HEXAGON	4
21	XDHZZ	80064	5194634417PC21	STUD MACHINE 5/8IN	4
22	XDHZZ	80064	5194634417PC17	GLAND PACKING	2
23	XDHZZ	80064	5194634417PC26	PACKING PREFORMED	2
24	PACZZ	96906	MS15005-1	FITTING, LUBRICATION	2
25	XDHZZ	80064	5194634417PC11	SHAFT MAIN RUDDER	2

END OF FIGURE

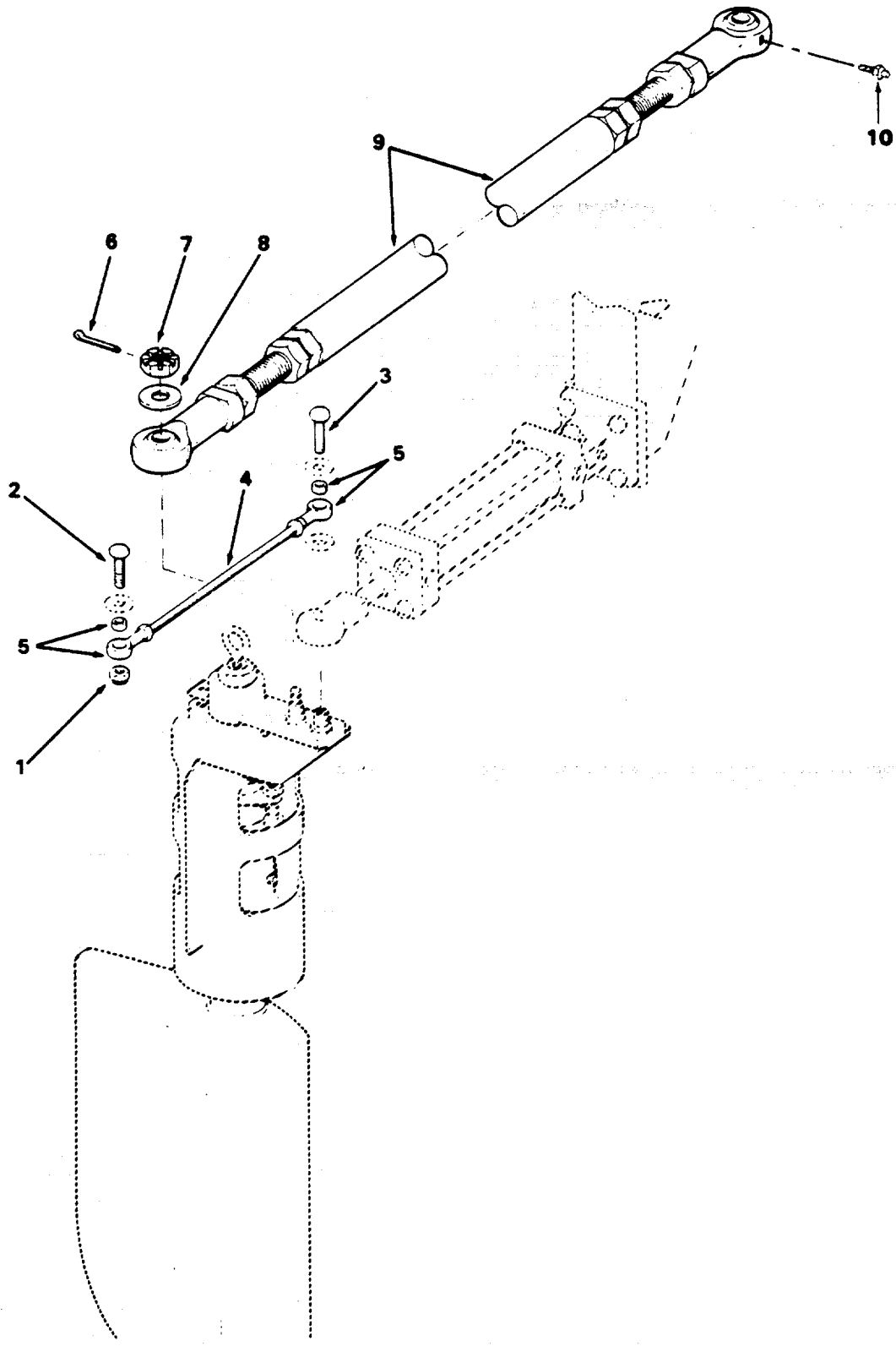


Figure 278. Main Ruder Linkage.

SECTION II

TM 55-1905-219-34P-1

(1) ITEM NO	(2) SMR CODE	(3) CAGEC	(4) PART NUMBER	(5) DESCRIPTION AND USABLE ON CODES(UOC)	(6) QTY
-------------------	--------------------	--------------	-----------------------	---	------------

GROUP 08 STEERING SYSTEM

FIG. 278 MAIN RUDDER LINKAGE

1	PACZZ	96906	MS17829-7C	NUT, SELF-LOCKING, HE	1
2	PACZZ	96906	MS90728-87	SCREW, CAP, HEXAGON H	1
3	PACZZ	96906	MS90727-85	SCREW, CAP, HEXAGON H	1
4	XDCZZ	80064	518-4661596-16	ROD THREADED STEEL 1/2 DIA X 22 LG 7/16-14 END.....	1
5	XDCZZ	73134	HF-7CG	BEARING SPHERICAL INCLUDES SLEEVE.....	2
6	PACZZ	96906	MS24665-361	PIN, COTTER	2
7	PACZZ	96906	MS35692-74	NUT, PLAIN, SLOTTED, H	2
8	PACZZ	96906	MS27183-27	WASHER, FLAT	2
9	XDCZZ	03956	1887124-3	LINK ADJUSTABLE 160	1
10	PACZZ	96906	MS15003-1	FITTING, LUBRICATION	4

END OF FIGURE

SECTION II

TM 55-1905-219-34P-1

(1) ITEM NO	(2) SMR CODE	(3) CAGEC	(4) PART NUMBER	(5) DESCRIPTION AND USABLE ON CODES(UOC)	(6) QTY
GROUP 08 STEERING SYSTEM					
FIG. 279 FLANKING RUDDER STOCK ARRANGEMENT					
1	XDHZZ	80064	5194634417PC65	PIN TAPER	4
2	XDFZZ	96906	MS51964-139	SETSCREW	12
3	XDHZZ	80064	5194634417PC57	PIN PINTLE	4
4	XDHZZ	80064	5194634417PC31	WIRE LOCK	35
5	XDHZZ	80064	5194634417PC32	SCREW MACH HEX HD	16
6	XDHZZ	80064	5194634417DET3C	RUDDER FLANKING.....	4
7	XDHZZ	80064	5194634417PC56	PLUG SOCKET HEAD	16
8	XDHZZ	80064	5194634417PC35	KEY FLANKING RUDDER	4
9	XDHZZ	80064	5194634417PC86	SCREW MACH OVAL HD	24
10	XDHZZ	80064	5194634417PC85	RING RETAINING.....	4
11	XDHZZ	80064	5194634417PC88	PACKING PREFORMED	4
12	XDHZZ	80064	5194634417PC25	BUSHING	4
13	XDHZZ	80064	5194634417PC15	KEY FLANKING RUDDER	4
14	PACZZ	96906	MS51937-6	BOLT, EYE	4
15	XDHZZ	80064	5194634417PC79	PIN COTTER BRASS	4
16	XDHZZ	96906	MS35692-2422	NUT CASTELLATED HEX	4
17	XDHZZ	03956	1886605PC2	ARM TILLER INBOARD WELDED ASSY	2
18	XDHZZ	03956	1886606PC1	ARM TILLER OUTBOARD WELDED ASSY	2
19	XDHZZ	80064	5194634417PC70	BEARING FLANGED	4
20	XDHZZ	80064	5194b34417PC38	COLLAR SHAFT.....	4
21	PAHZZ	96906	MS51968--20	NUT, PLAIN, HEXAGON	8
22	XDHZZ	80064	5194634417PC21	STUD MACH 5/8IN.....	8
23	XDHZZ	80064	5194634417PC18	GLAND PACKING.....	4
24	XDHZZ	80064	5194634417PC27	PACKING PREFORMED	4
25	PACZZ	95879	1961-B	FITTING, LUBRICATION	4
26	XDHZZ	80064	5194634417PC14	SHAFT FLANKING	4

END OF FIGURE

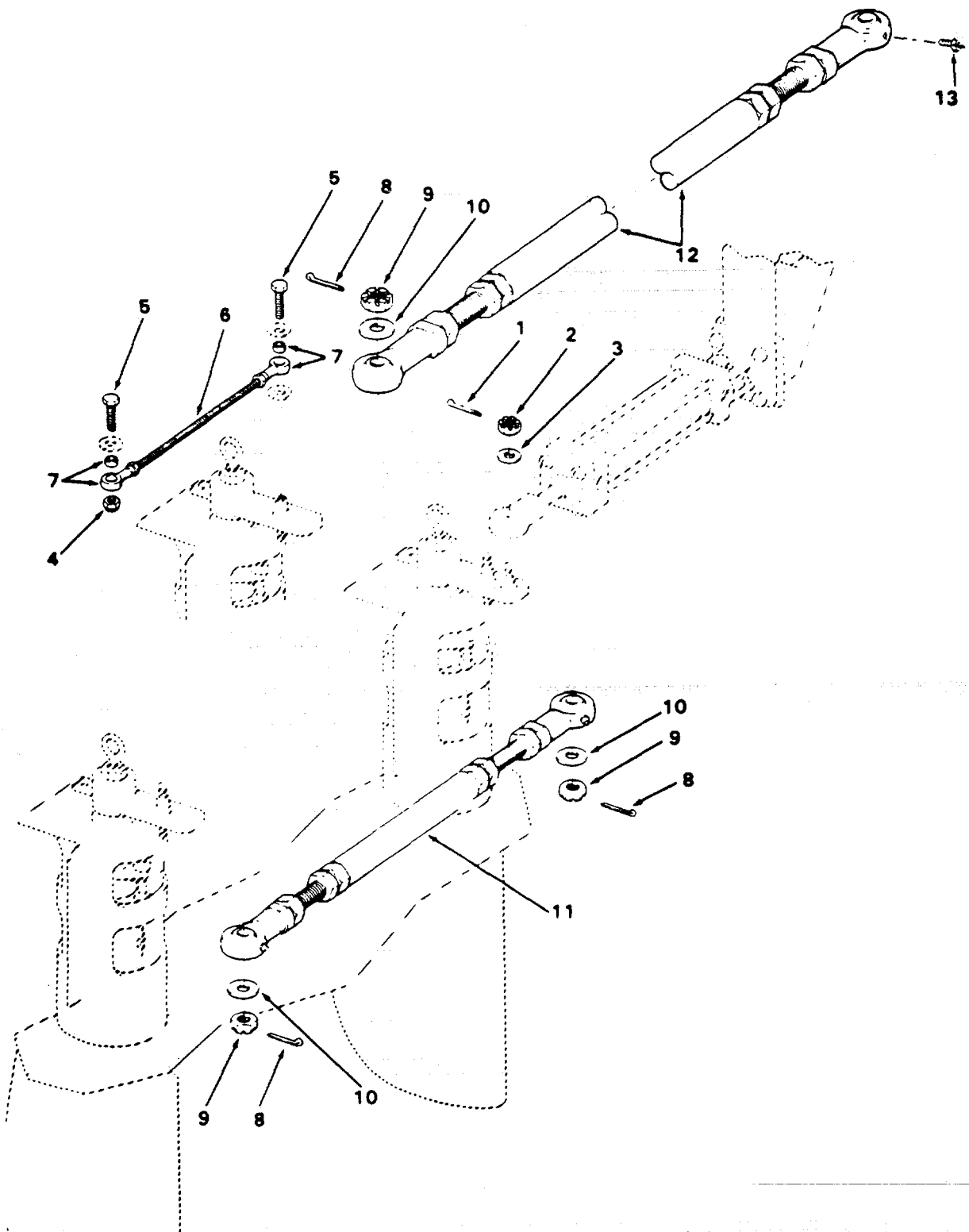


Figure 280. Flanking Rudder Linkage.

SECTION II		TM 55-1905-219-34P-1			
(1)	(2)	(3)	(4)	(5)	(6)
ITEM NO	SMR CODE	CAGEC	PART NUMBER	DESCRIPTION AND USABLE ON CODES(UOC)	QTY
GROUP 08 STEERING SYSTEM					
FIG. 280 FLANKING RUDDER LINKAGE					
1	PACZZ	96906	MS24665-357	PIN, COTTER	4
2	PACZZ	96906	MS35692-50	NUT, PLAIN, SLOTTED, H	4
3	PACZZ	96906	MS27183-21	WASHER, FLAT	4
4	PACZZ	96906	MS17829-5C	NUT, SELF-LOCKING, HE HEX	1
5	PACZZ	96906	MS90725-36	BOLT, MACHINE.....	2
6	XDCZZ	80064	518-4661596-17	ROD THREADED STEEL 3/8 DIA X 11 LG 5/16-18 END.....	1
7	XDCZZ	73134	HF-5CG	BEARING SPHERICAL 5/16 INCH, INCLUDES SLEEVE.....	2
8	PACZZ	96906	MS24665-361	PIN, C OTTER	6
9	PACZZ	96906	MS35692-74	NUT, PLAIN, SLOTTED, H HEXAGON.....	6
10	PACZZ	96906	MS27183-27	WASHER, FLAT	6
11	XDCZZ	03956	1887124-1	LINK ADJUSTABLE 30 INCHES.....	2
12	XDCZZ	03956	1887124-2	LINK ADJUSTABLE 128 INCHES	1
13	PACZZ	96906	MS15003-1	FITTING, LUBRICATION	6

END OF FIGURE

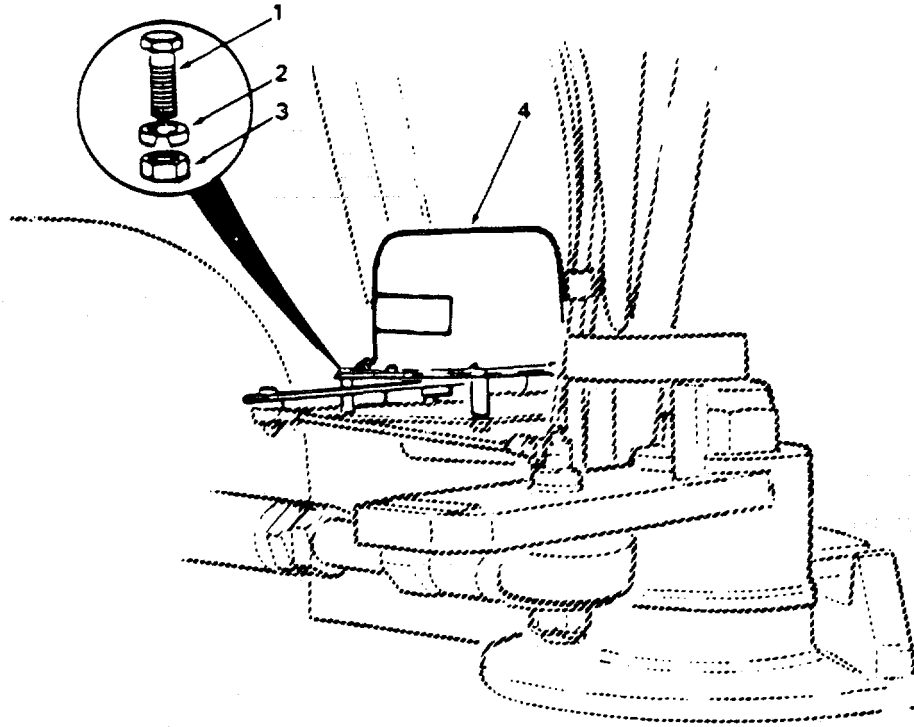


Figure 281. Flanking Rudder Limit Switch.

SECTION II		TM 55-1905-219-34P-1			
(1)	(2)	(3)	(4)	(5)	(6)
ITEM NO	SMR CODE	CAGEC	PART NUMBER	DESCRIPTION AND USABLE ON CODES(UOC)	QTY

GROUP 08 STEERING SYSTEM

FIG. 281 FLANKING RUDDER LIMIT SWITCH

1	PACZO	96906	MS90725-14	SCREW, CAP, HEXAGON H	4
2	PACZZ	96906	MS35338-44	WASHER, LOCK	4
3	XDCZZ	96906	MS35690-401	NUT, PLAIN, HEXAGON	4
4	XDCZZ	03956	1887123	SWITCH ASSEMBLY	1

END OF FIGURE

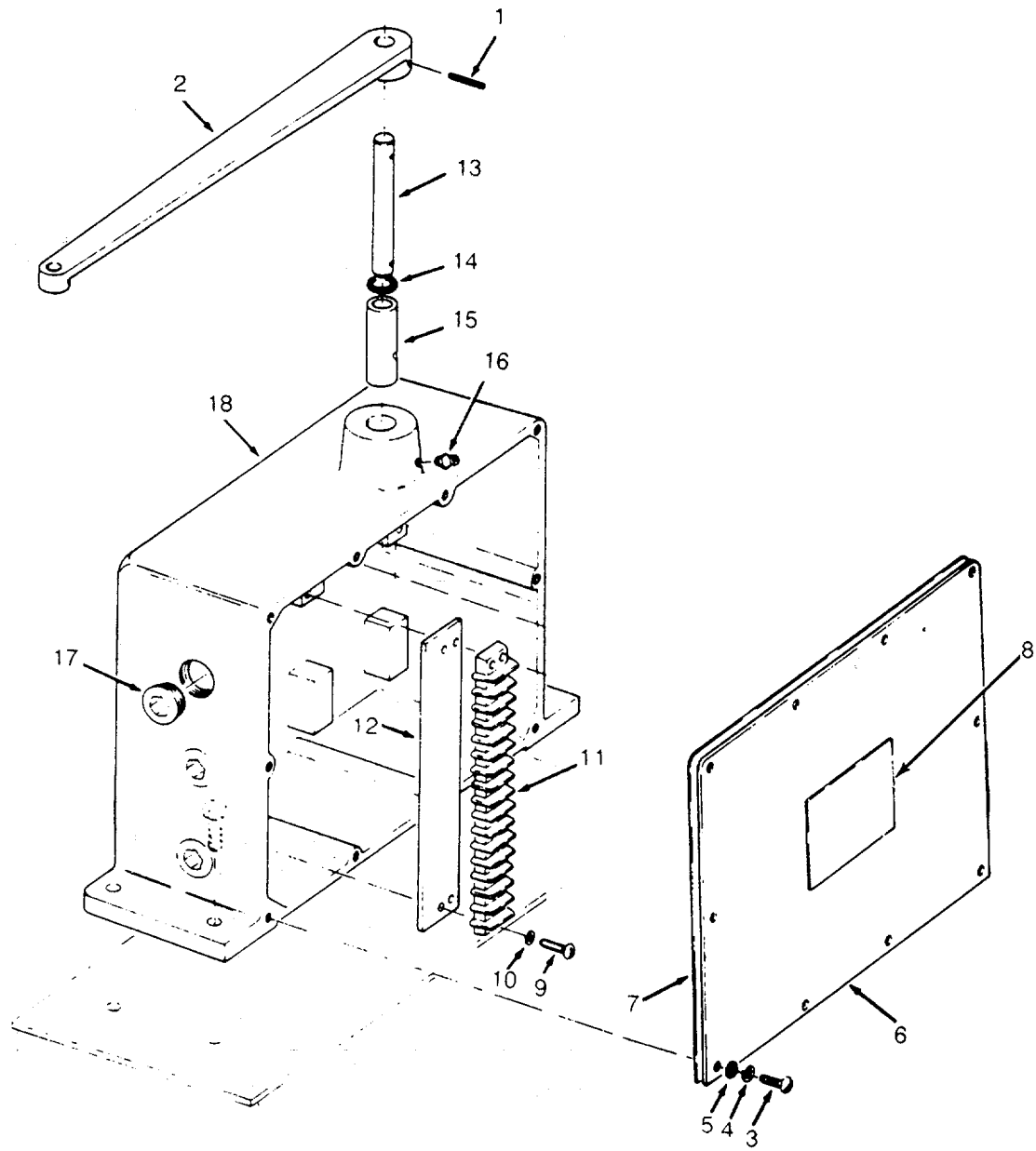


Figure 282. Main Rudder Angle and Repeatback Transmitter
(Sheet 1 of 2).

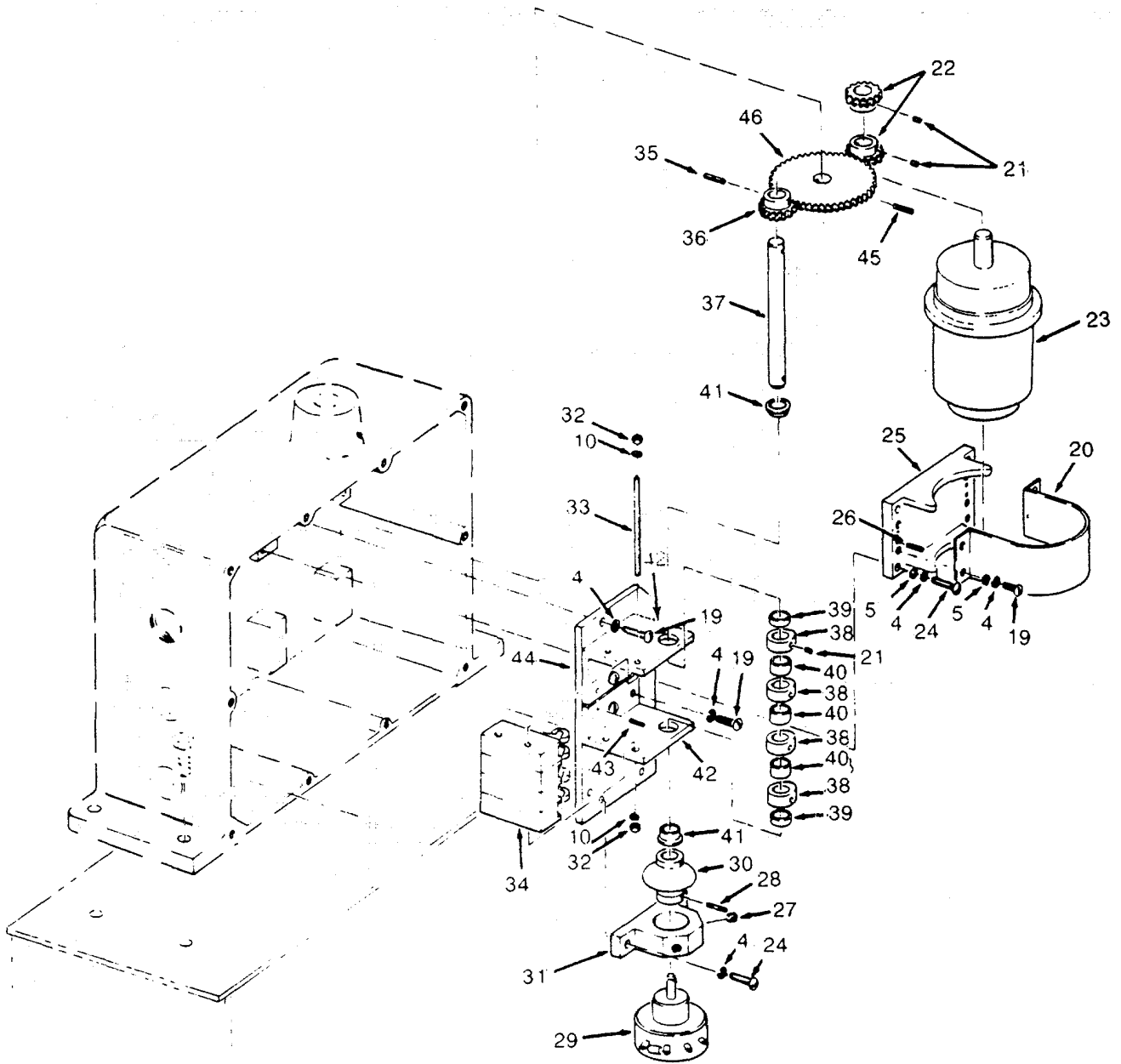


Figure 282. Main Rudder Angle and Repeatback Transmitter (Sheet 2 of 2).

SECTION II

TM 55-1905-219-34P-1

(1) ITEM NO	(2) SMR CODE	(3) CAGEC	(4) PART NUMBER	(5) DESCRIPTION AND USABLE ON CODES(UOC)	(6) QTY
GROUP 08 STEERING SYSTEM					
FIG. 282 MAIN RUDDER ANGLE AND REPEAT BACK TRANSMITTER					
	XDCHH	03956	1887158-3	TRANSMITTER RUDDER ANGLE AND REPEATBACK 4 TO 1 GEAR RATIO PLUS OR MINUS 35 DEGREE RUDDER TRAVEL MAXIMUM.....	1
1	PACZZ	96906	MS16562-232	.PIN, SPRING.....	1
2	XDCZZ	03956	1887166-2	.ARM TRANSMITTER.....	1
3	XDCZZ	03956	1887166-43	.SCREW MACHINE ROUND	10
4	PACZZ	96906	MS35338-138	.WASHER, LOCK.....	28
5	XDCZZ	03956	1887166-39	.WASHER FLAT CRES NO	
6	XDCZZ	03956	1887166-37	.COVER TRANSMITTER ALUMINUM 1/8 X 9 X 12 INCHES.....	1
7	XDCZZ	28708	1910	.GASKET COVER TRANSMITTER NEOPRENE 1/16X9X12 IN	1
8	XDCZZ	03956	1887166-46	.MARKER IDENTIFICATION TRANSMITTER.	1
9	XDCZZ	03956	1887166-34	.SCREW MACHINE ROUND ..	4
10	PACZZ	96906	MS35338-136	.WASHER, LOCK	8
11	XDCZZ	10651	19016	.STRIP TERMINAL 16 POSITION	1
12	XDCZZ	03956	1887166-33	.STRIP IDENTIFICATION TERMINAL	1
13	XDHZZ	03956	1887166-4	.SHAFT LEVER CRES 1/2 DIA X 1 INCH.	1
14	XDHZZ	11687	4912	.SEAL GREASE 1/2 ID X 3/4 OD X 1/8 INCH	1
15	XDHZZ	03956	1887166-6	.BUSHING OILITE 1/2 ID X 3/4 OD X 2-1/8 INCHES.....	1
16	PACZZ	96906	MS15003-1	.FITTING, LUBRICATION	1
17	XDHZZ	03956	1887166-38	.PLUG PIPE 3/4 INCH MDT PLASTIC	3
18	XDHZZ	03956	1887166-8	.BOX TRANSMITTER	1
19	XDCZZ	03956	1887166-17	.SCREW MACHINE ROUND.....	12
20	XDCZZ	03956	1887166-13	.CLAMP SYNCHRO	1
21	PAHZZ	96906	MS51021-42	.SETSCREW	6
22	XDHZZ	71041	Y2418	.GEAR SPUR BRASS 18 TEETH 3/8 INCH ID.....	2
23	XDHZZ	56232	632482	.SYNCHRO TYPE 3HG	1
24	XDHZZ	03956	1887166-14	.SCREW MACHINE ROUND	6
25	XDHZZ	03956	1887166-12	.BRACKET SYNCHRO	1
26	XDHZZ	96906	MS16562-12	.PIN, SPRING.....	4
27	PAHZZ	96906	MS51021-43	.SETSCREW	2
28	PAHZZ	96906	MS16562-216	.PIN, SPRING.....	2
29	PAHZZ	73138	6609-112-1	.POTENTIOMETER 50 00	1
30	PAHZZ	03956	1887166-24	.COUPLING, FLEXIBLE	1
31	XDHZZ	03956	1887166-26	.BRACKET POTENTIOMETER MOUNTING	1
32	PAHZZ	96906	MS35649-264	.NUT, PLAIN, HEXAGON	4
33	XDHZZ	03956	1887166-29	.ROD THREADED.....	2
34	PAHZZ	10001	962849	.SWITCH, SENSITIVE	4
35	PAHZZ	96906	MS16562-224	.PIN, SPRING.....	1
36	XDHZZ	71041	Y2418	.GEAR SPUR BRASS 18 TEETH 3/8 INCH ID	1
37	XDHZZ	03956	1887166-22	.SHAFT CAM CRES 3/8 DIA X 4-5/8 IN.	1

SECTION II		TM 55-1905-219-34P-1			
(1)	(2)	(3)	(4)	(5)	(6)
ITEM NO	SMR CODE	CAGEC	PART NUMBER	DESCRIPTION AND USABLE ON CODES(UOC)	QTY
38	XDHZZ	03956	1887166-23	.CAM SWITCH ACTUATION	4
39	XDHZZ	03956	1887166-21	.SPACER CAM 3/8 ID X 1/2 OD X 3/32 INCH	2
40	XDHZZ	03956	1887166-20	.SPACER CAM 3/8 ID X 1/2 OD X 1132 INCH	3
41	XDHZZ	03956	1887166-19	.BUSHING CAM SHAFT	2
42	XDHZZ	03956	1887166-18	.BRACKET ANGLE LIMIT	2
43	PAHZZ	96906	MS16562-221	.PIN, SPRING	4
44	XDHZZ	03956	1887166-16	.PLATE MOUNTING LIMIT SWITCH	1
45	PAHZZ	96906	MS16562-232	.PIN, SPRING	1
46	XDHZZ	71041	Y2472	.GEAR SPUR BRASS 72	1

END OF FIGURE

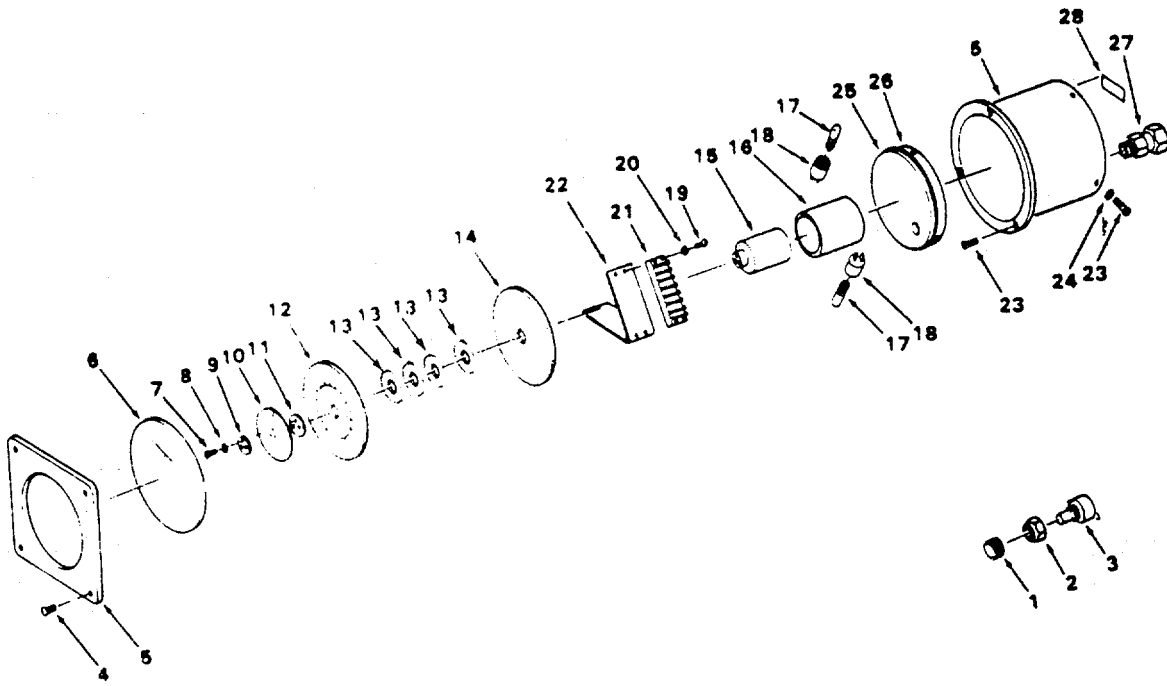


Figure 283. Rudder Angle Indicator.

SECTION II

TM 55-1905-219 34P-1

(1) ITEM NO	(2) SMR CODE	(3) CAGEC	(4) PART NUMBER	(5) DESCRIPTION AND USABLE ON CODES(UOC)	(6) QTY
GROUP 08 STEERING SYSTEM					
FIG. 283 RUDDER ANGLE INDICATOR					
	PACHH	03956	1886465-5	INDICATOR, RUDDER AN	1
1	XDCZZ	03956	1886465-27	.KNOB DIMMER	1
2	XDCZZ	03956	1886465-28	.NUT SEAL.....	1
3	XDCZZ	44655	0122 MODEL E	.RHEOSTAT DIMMER	1
4	PACZZ	96906	MS51957-18	.SCREW, MACHINE	4
5	XDCZZ	03956	1886465-23	.COVER HOUSING 6-1/2	1
6	XDCZZ	03956	1886465-22	.WINDOW, INDICATOR	1
7	PACZZ	96906	MS51957-2	.SCREW, MACHINE	3
8	PACZZ	96906	MS35338-153	.WASHER, LOCK	3
9	XDCZZ	03956	1886465-7	.CLAMP POINTER	1
10	PAHHH	03956	1886465-5	.INDICATOR, RUDDER A.....	1
11	XDCZZ	03956	1886465-6	.HUB POINTER.....	1
12	XDCZZ	03956	1886465-3	.DIAL INDICATOR	1
13	XDCZZ	03956	NO 4	.SPACER DIAL	4
14	XDCZZ	03956	1886465-4	.DEFUSER LIGHT	1
15	XDHZZ	03956	18TR6A	.SYNCHRO RUDDER	1
16	XDHZZ	03956	1886465-25	.TUBE BRASS 2 OD	1
17	PACZZ	58854	120MB	.LAMP, INCANDESCENT	2
18	XDCZZ	03956	1886465-8	.SOCKET LAMP.....	2
19	PAHZZ	96906	MS35214-27	.SCREW, MACHINE	4
20	PAHZZ	96906	MS35338-98	. WASHER, LOCK.....	4
21	XDHZZ	03956	SIZE 140	.BOARD TERMINAL	1
22	XDHZZ	03956	1886465-16	.BRACKET BRASS .093	1
23	PAHZZ	96906	MS35214-23	.SCREW, MACHINE	6
24	XDHZZ	03956	1886465-19	.WASHER FLAT NO 6	2
25	XDHZZ	02697	2-247N674-7	.PACKING, PREFORMED	1
26	XDHZZ	03956	1886465-24	.CASTING BACK BRASS	1
27	XDHZZ	03956	1886465-11	.TUBE CABLE STUFFING.....	1
28	XDHZZ	03956	1802531	.MARKER.....	1

END OF FIGURE

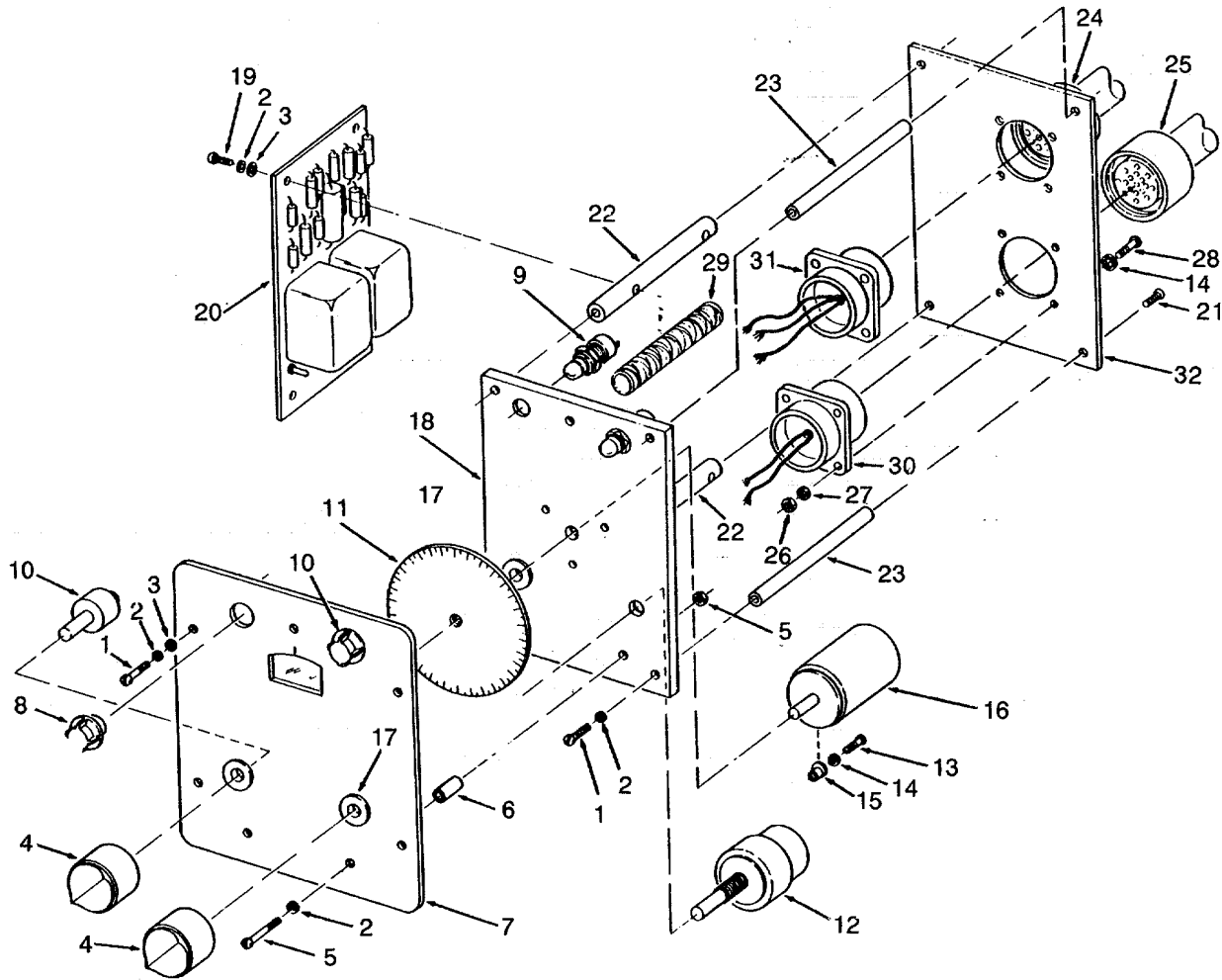


Figure 284. Heading Selector.

SECTION II

TM 55-1905-219-34P-1

(1) ITEM NO	(2) SMR CODE	(3) CAGEC	(4) PART NUMBER	(5) DESCRIPTION AND USABLE ON CODES(UOC)	(6) QTY
GROUP 08 STEERING SYSTEM					
FIG. 284 HEADING SELECTOR					
	PACHH	03956	1882521	SELECTOR ASSEMBLY, H	1
1	PACZZ	96906	MS35206-231	.SCREW, MACHINE	8
2	PACZZ	96906	MS35338-41	.WASHER, LOCK	15
3	PACZZ	96906	MS27183-5	.WASHER, FLAT	8
4	XDCZZ	03956	727221-2	.KNOB CONTROL	2
5	PACZZ	96906	MS35206-234	.SCREW, MACHINE	3
6	PACZZ	96906	MS35649-262	.NUT, PLAIN, HEXAGON	3
7	XDCZZ	03956	1817010	.SPACER PANEL	3
8	XDCZZ	03956	1882640	.PANEL CONTROL	1
9	XDCZZ	03956	1800403-8	.LIGHT PANEL	2
10	PACZZ	96906	MS25237-327	.LAMP, INCANDESCENT	2
11	XDCZZ	03956	1853843	.SHAFT ASSEMBLY	1
12	XDCZZ	03956	1882638	.SELECTOR, DIAL, HEADI	1
13	PAHZZ	03956	1801678-1	.RESISTOR, VARIABLE, W	
14	PAHZZ	96906	MS35206-217	.SCREW, MACHINE	3
15	PAHZZ	96906	MS35338-40	.WASHER, LOCK	11
15	XDHZZ	03956	1800304-6	.CLAMP RIM SYNCHRO	3
17	PAHZZ	56232	618380	.SYNCHRO, CONTROL TRA	1
18	XDHZZ	03956	1816991	.BEARING, SLEEVE	3
19	XDHZZ	03956	1882639	.PLATE FRONT	1
20	PAHZZ	96906	MS35206-229	.SCREW, MACHINE	4
21	XDHZZ	03956	1882518	.CARD ASSEMBLY	1
22	PAHZZ	96906	MS51959-31	.SCREW, MACHINE	4
23	XDHZZ	03956	1853273-5	.POST PLATE MOUNTING	2
24	XDHZZ	03556	1853273-6	.POST PLATE MOUNTING	2
25	XDHZZ	96906	MS3106A16S-1S	.CONNECTOR	1
26	XDHZZ	96906	MS3106A16S-1P	.CONNECTOR	1
27	PAHZZ	96906	MS35649-242	.NUT, PLAIN, HEXAGON	8
28	PAHZZ	96906	MS27183-3	.WASHER, FLAT	8
29	PAHZZ	96906	MS35206-219	.SCREW, MACHINE	8
30	XDHZZ	03956	T957329	.WIRING HARNESS, HEAD	1
31	XDHZZ	56232	0666-33	..CONNECTOR	1
32	XDHZZ	56232	0669-33	..CONNECTOR	1
33	XDHZZ	03956	1882637	.PLATE REAR MOUNTING	1

END OF FIGURE

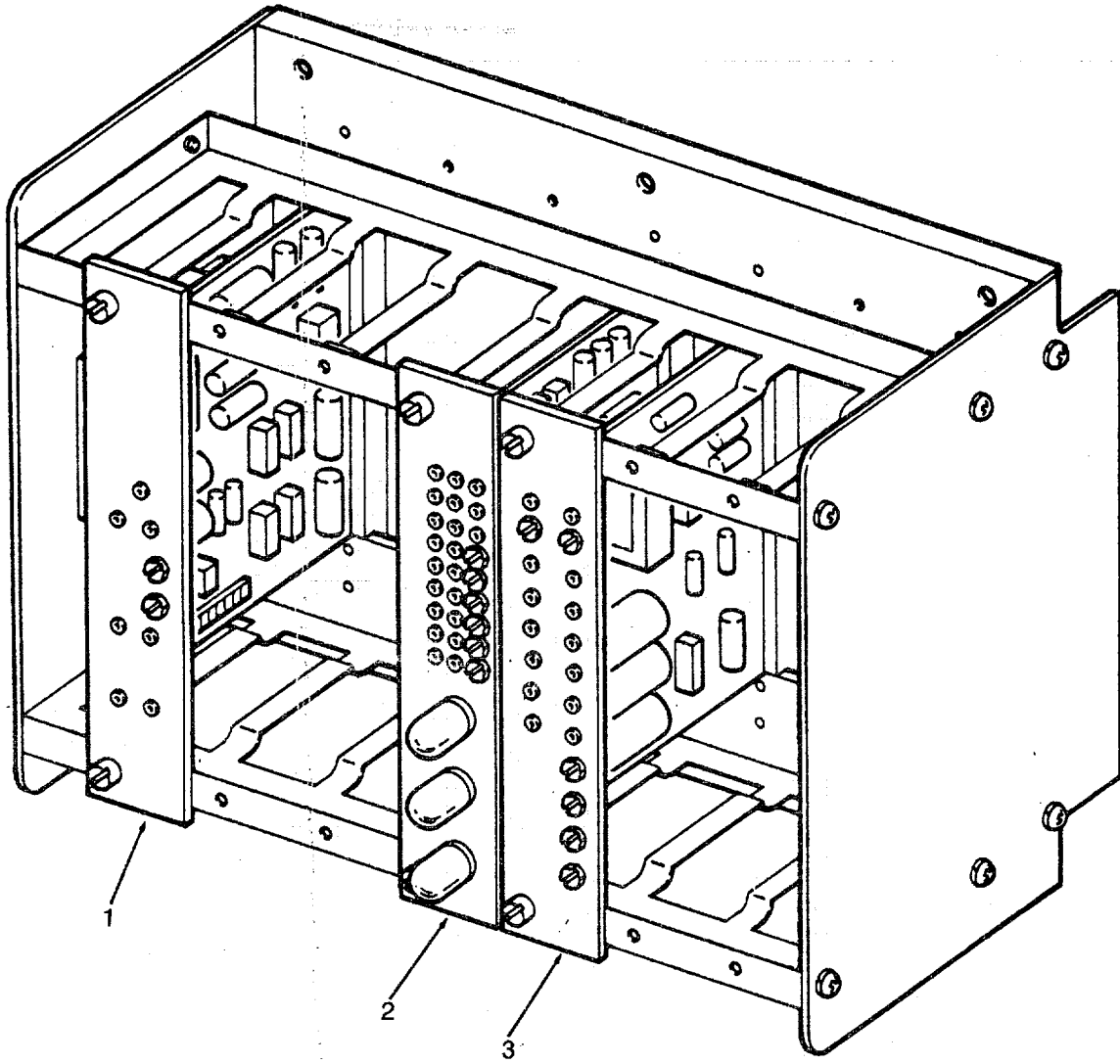


Figure 285. Steering Control Gyropilot Computer.

SECTION II

TM 55-1905-219-34P-1

(1) ITEM NO	(2) SMR CODE	(3) CAGEC	(4) PART NUMBER	(5) DESCRIPTION AND USABLE ON CODES(UOC)	(6) QTY
GROUP 08 STEERING SYSTEM					
FIG. 285 STEERING CONTROL GYRO PILOT COMPUTER					
	XDHHH	03956	1885760-7	COMPUTER GYROPILOT	1
1	XDHZZ	03956	1884774	.POWER SUPPLY PLUG IN UNIT.....	1
2	XAHZZ	03956	1884272-2	.COMPUTER, RUDDER PLUG IN UNIT	1
3	XDHZZ	03956	1884214-1	.AMPLIFER RUDDER PLUG IN UNIT	1

END OF FIGURE

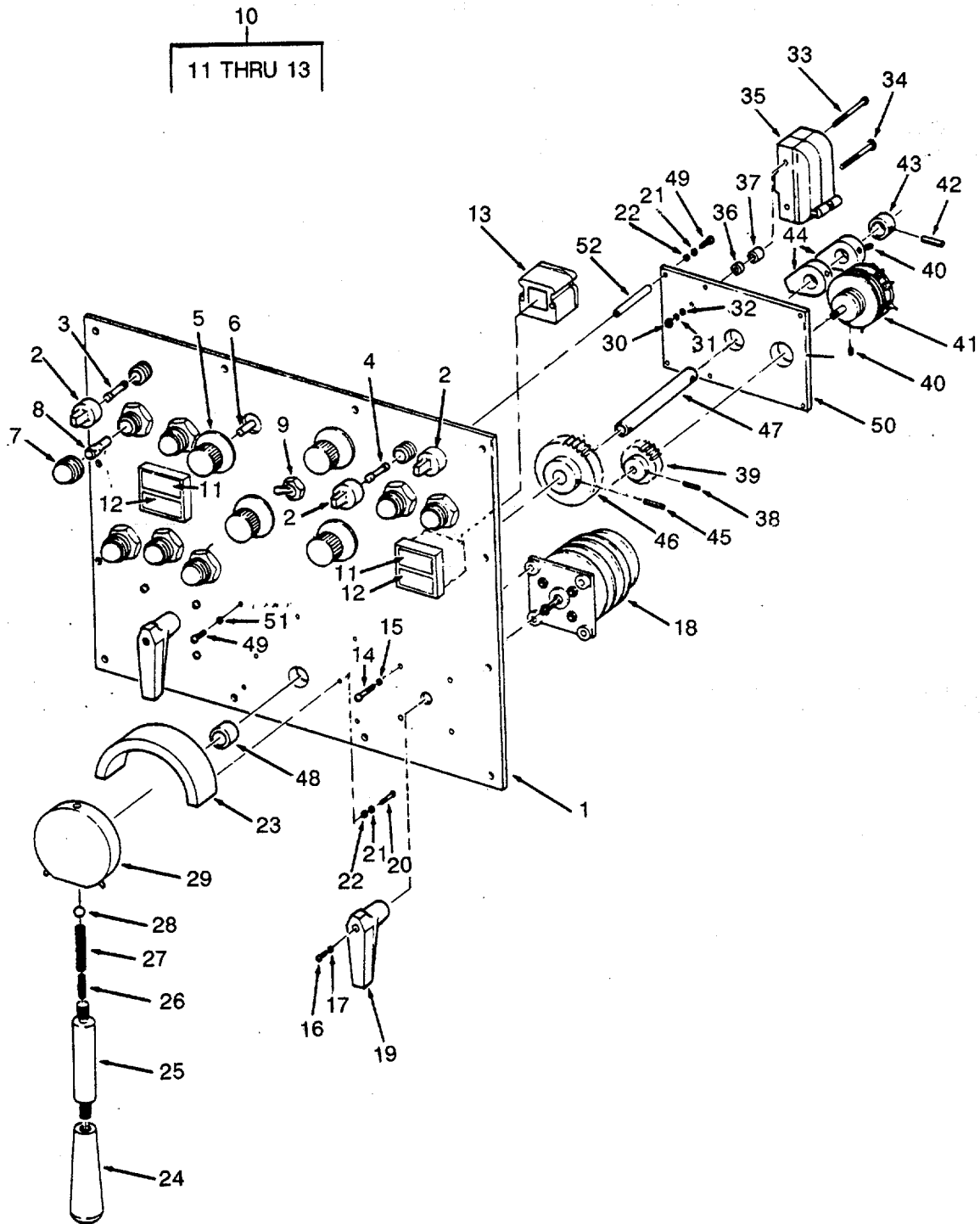


Figure 286. Steering Control Panel.

(1) ITEM NO	(2) SMR CODE	(3) CAGEC	(4) PART NUMBER	(5) DESCRIPTION AND USABLE ON CODES(UOC)	(6) QTY
GROUP 08 STEERING SYSTEM					
FIG. 286 STEERING CONTROL PANEL					
	XDCHH	03956	1887126	PANEL ASSEMBLY	1
1	XDCZZ	03956	1887141	.PLATE MOUNTING	1
2	PACZZ	56232	632744-8	.FUSEHOLDER INDICATI	3
3	PACZZ	81349	F02A250V5A	.FUSE, CARTRIDGE	2
4	PACZZ	81349	F02A250V2A	.FUSE, CARTRIDGE	1
5	XDCZZ	03956	1802660-5	.KNOB ADJUSTMENT	4
6	PACZZ	81349	RA20NASD103A	.RESISTOR, VARIABLE, W	4
7	PACZZ	72619	203-2210-0114-20	.LIGHT, INDICATOR.....	7
8	PACZZ	71744	120MB	.LAMP, INCANDESCENT	7
9	PACZZ	96906	MS24523-22	.SWITCH, TOGGLE	1
10	PACZZ	27192	E30AD	.SWITCH SUBASSEMBLY	2
11	XDCZZ	27193	E30KB180	..BUTTON START	1
12	XDCZZ	27193	E30KB281	..BUTTON STOP	1
13	XDCZZ	27193	E30KLA-3	..BLOCK CONTACT PUSH	1
14	PACZO	96906	M535206-265	.SCREW, MACHINE	8
15	XDCZZ	56232	884732-2	.PACKING WITH RETAIN	8
16	PACZO	96906	MS35206-228	.SCREW, MACHINE	2
17	PACZZ	96906	MS35338-136	.WASHER, LOCK.....	2
18	XDHZZ	03956	1877363-4	.SWITCH ROTARY TYPE	2
19	XDCZZ	03956	1802366	.HANDLE PISTOL GRIP	2
20	PACZZ	96906	MS35206-246	.SCREW, MACHINE	3
21	PACZZ	96906	MS3533P-137	.WASHER, LOCK.....	7
22	PACZZ	96906	MS15795-807	.WASHER, FLAT	7
23	XDCZZ	03956	1855082	.STOP DETAIL.....	1
24	XDCZZ	03956	1801152	.HANDLE RUBBER	1
25	XDCZZ	03956	1816730	.SHAFT SHOULDERED 5	1
26	PACZZ	96906	MS16562-237	.PIN, SPRING	1
27	XDCZZ	03956	1615904	.SPRING CONTROL	1
28	XDCZZ	02751	101-3/8	.BALL NYLON 3/8	1
29	XDCZZ	03956	1855081	.HUB SHAFT RUDDER	1
30	PAHZZ	96906	MS35649-264	.NUT, PLAIN, HEXAGON	4
31	PAHZZ	96906	MS15795-805	.WASHER, FLAT.....	4
32	XDHZZ	56232	884732PC1	.PACKING WITH RETAIN	4
33	PAHZZ	96906	MS35206-236	.SCREW, MACHINE	2
34	PAHZZ	96906	MS35206-238	.SCREW, MACHINE	2
35	PAHZZ	10001	962849	.SWITCH, SENSITIVE	2
36	XDHZZ	26344	9316A171	.STANDOFF 3/16	2
37	XDHZZ	26344	9324A171	.STANDOFF 11/16 LG	2
38	XDHZZ	96906	MS171438	.PIN, SPRING	1
39	XDHZZ	71041	G261-09212	.GEAR, SPUR	1
40	PAHZZ	96906	MS51029-50	.SETSCREW.....	8
41	PAHZZ	03956	1801716	.RESISTOR, VARIABLE, W	1
42	PAHZZ	56232	0495-87	.PIN, SPRING	1
43	XDHZZ	03956	0359-11	.COLLAR SHAFT	1
44	XDHZZ	03956	732603	.CAM SWITCH	2
45	PAHZZ	96906	MS16562-227	.PIN, SPRING.....	1
46	XDHZZ	03956	1803047	.GEAR, SPUR	1

SECTION II

TM 55-1905-219-34P-1

(1) ITEM NO	(2) SMR CODE	(3) CAGEC	(4) PART NUMBER	(5) DESCRIPTION AND USABLE ON CODES(UOC)	(6) QTY
47	PAHZZ	03956	1803048	.SHAFT, STRAIGHT	1
48	PAHZZ	03956	632322-27	.BEARING, SLEEVE	2
49	PAHZZ	96906	MS35206-245	.SCREW, MACHINE	8
50	XDHZZ	03956	1887142	.PLATE MOUNTING	1
51	XDCZZ	56232	884732-1	.PACKING WITH RETAIN	4
52	XDHZZ	26344	8578-SS0832	.STANDOFF 1 INCH	4

END OF FIGURE

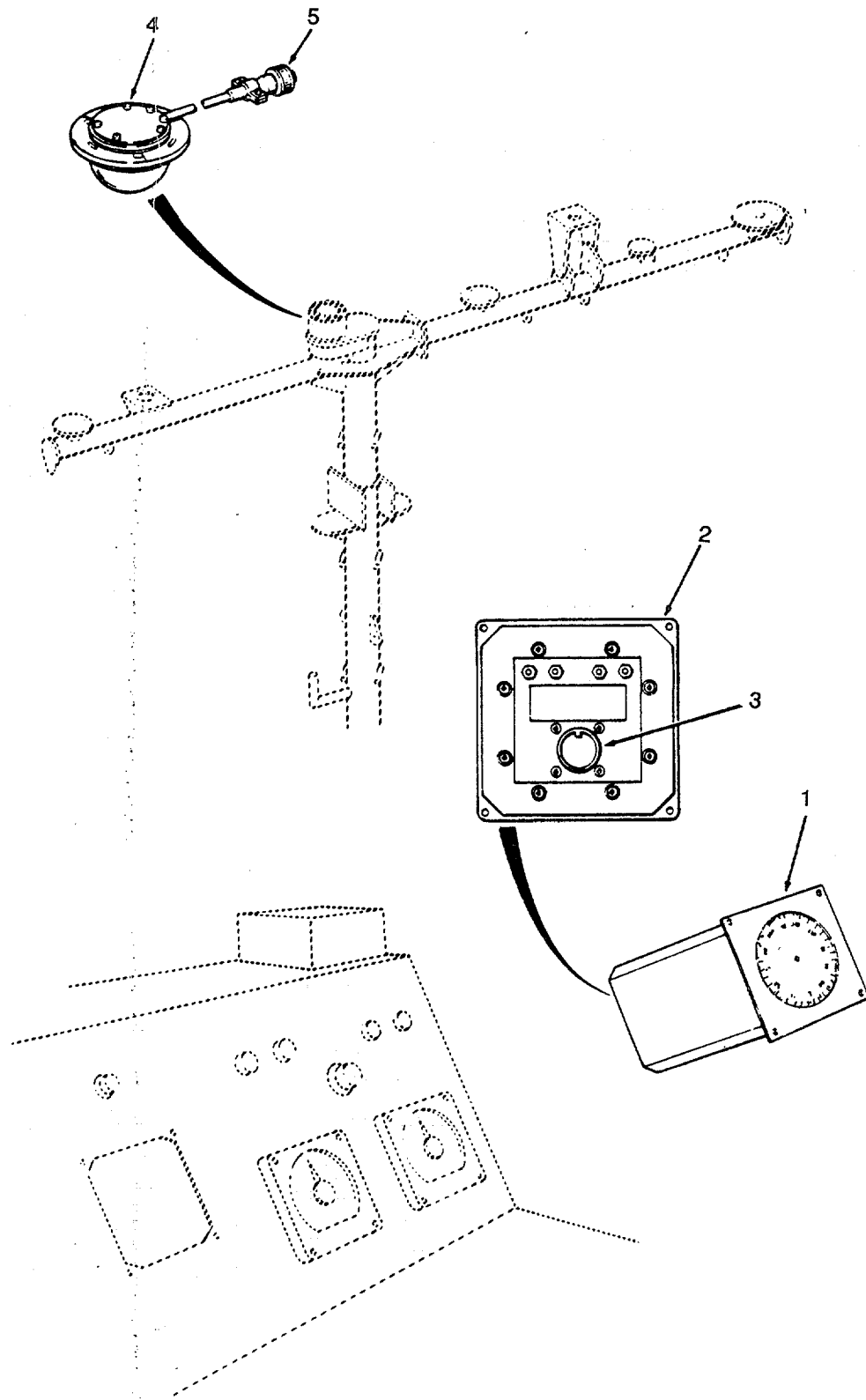


Figure 287. Remote Magnetic Heading System

SECTION II

TM 55-1905-219-34P-1

(1) ITEM NO	(2) SMR CODE	(3) CAGEC	(4) PART NUMBER	(5) DESCRIPTION AND USABLE ON CODES(UOC)	(6) QTY
GROUP 08 STEERING SYSTEM					
FIG. 287 REMOTE MAGNETIC HEADING SYSTEM					
1	PBOHD	07187	2593843-901	INDICATOR, INDUCTION (REPAIR AT SPERRY REPAIR CENTER)	1
2	XDHZZ	07187	4008337-903	INSTALLATION KIT, RE	1
3	PAHZA	96906	MS3116F14-19S	CONNECTOR, PLUG,	1
4	PBOHD	07187	2590057-901	TRANSMITTER, INDUCTI (REPAIR AT SPERRY REPAIR CENTER)	1
5	PAHZZ	96906	MS3106R-14S-6S	CONNECTOR, PLUG, ELEC	1

END OF FIGURE

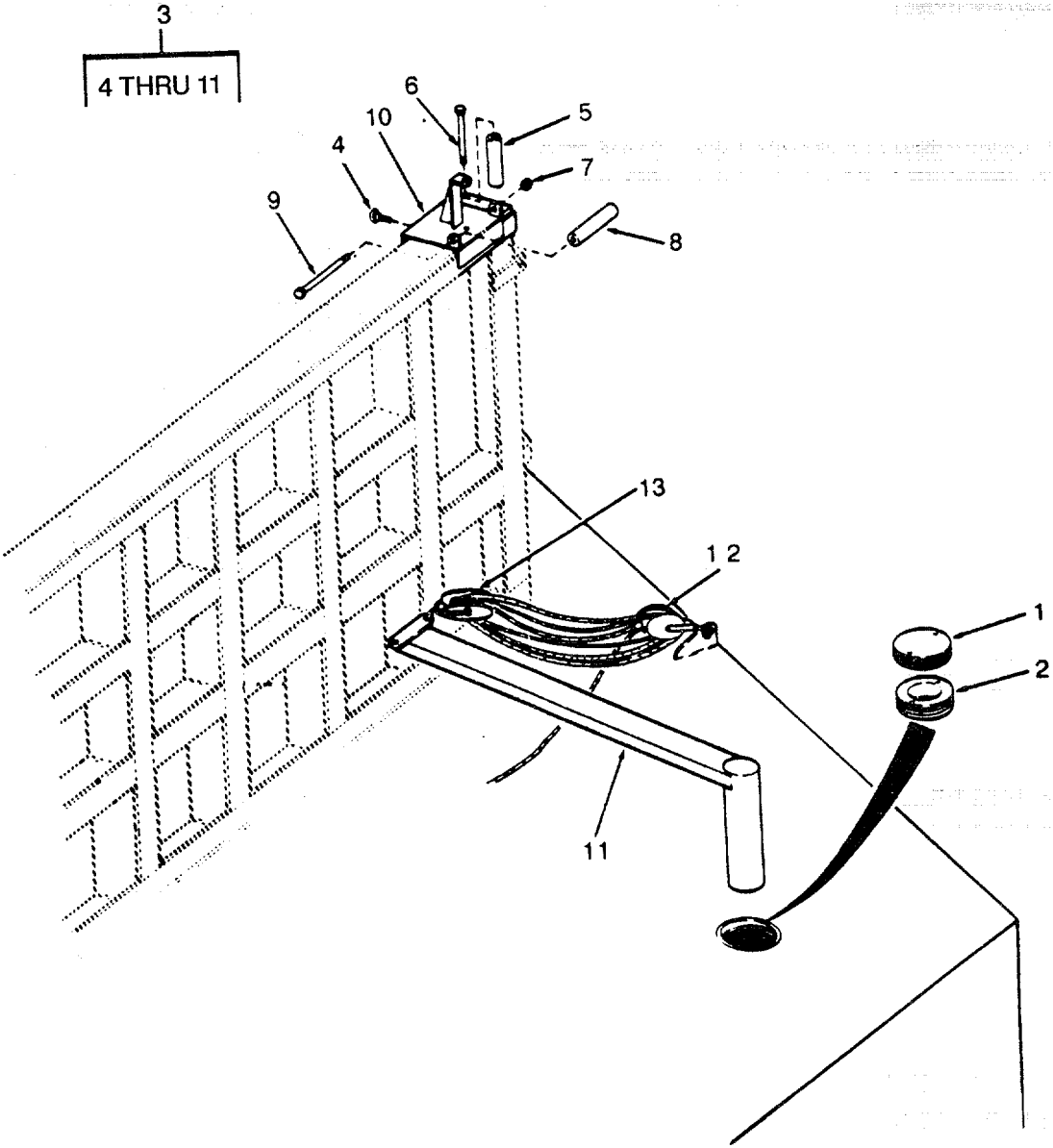


Figure 288. Emergency Steering Arrangement.

SECTION II

TM 55-1905-219-34P-1

(1) ITEM NO	(2) SMR CODE	(3) CAGEC	(4) PART NUMBER	(5) DESCRIPTION AND USABLE ON CODES(UOC)	(6) QTY
GROUP 08 STEERING SYSTEM					
FIG. 283 EMERGENCY STEERING ARRANGEMENT					
1	XDCZZ	80064	5184634415DET2B	PLUG DECK.....	2
2	XDCZZ	80064	5184634415DET4B2	GUIDE TILLER.....	2
3	XDCZZ	80064	5184634415DET5A	ROLLER ASSY	2
4	XDCZZ	80064	5184634415DET5A 916	.THUMB SCREW 1-2IN..	1
5	XDCZZ	80064	5184634415DET5B	.ROLLER BRASS.....	1
6	XDCZZ	80064	5184634415DET5C	.PIN ROLLER	1
7	XDCZZ	80064	5184634415PC908	.NUT PLAIN HEX 5-8IN	1
8	XDCZZ	80064	5184634415DET5B	.ROLLER BRASS.....	1
9	XDCZZ	80064	5184634415DET5C	.PIN ROLLER.....	1
10	XDCZZ	80064	5184634415DET5A	.BASE ROLLER ASSY,.....	1
11	XDCZZ	80064	5184634415DET3B	.TILLER ASSY	1
12	XBCZZ	80064	5184634415TILLER 917	BLOCK TACKLE	2
13	XBCZZ	80064	5184634415TILLER 918	BLOCK TACKLE	2

END OF FIGURE

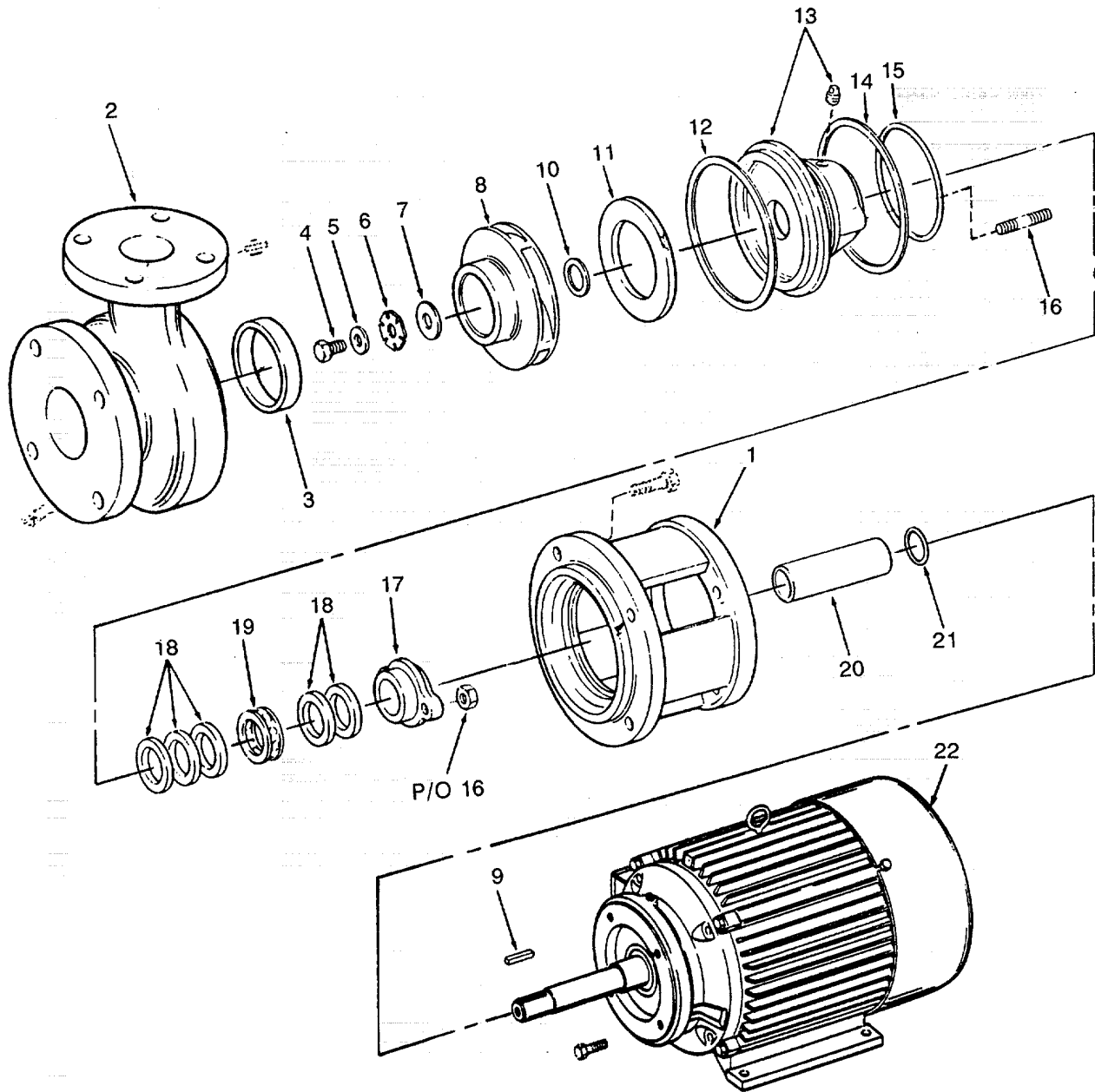


Figure 289. Fire Pump

SECTION II

TM 55-1905-219-34P-1

(1) ITEM NO	(2) SMR CODE	(3) CAGEC	(4) PART NUMBER	(5) DESCRIPTION AND USABLE ON CODES(UOC)	(6) QTY
GROUP 09 PUMP SET					
FIG. 289 FIRE PUMP					
	PACHH	93232	D1021 3X2X8	PUMP, CENTRIFUGAL	1
1	XDCZZ	10131	960116	.ADAPTER	1
2	XDCZZ	10131	959724	CASING PUMP	1
3	PACZZ	10131	390011	.RING, WEARING	1
4	XDCZZ	10131	P02095	.SCREW, IMPELLER	1
5	PACZZ	10131	390038-01	.GASKET	1
6	PACZZ	10131	390035	.WASHER, LOCK.....	1
7	XDCZZ	10131	P02737	.GASKET	1
8	PACZZ	10131	959379RB	.IMPELLER, PUMP	1
9	XDCZZ	10131	D1021-32	.KEY, MACHINE	1
10	PACZZ	10131	389033	.GASKET	1
11	XDCZZ	10131	960344	.SPACER RING.....	1
12	XDCZZ	10131	390008-01	.GASKET	1
13	XDCZZ	10131	95977401	.COVER BOX STUFFING INCLUDES.....	1
				SETSCREW	
14	XDCZZ	10131	D1021-73A	.GASKET	1
15	XDCZZ	10131	1021-73B	.PACKING, PREFORMED	1
16	XDCZZ	10131		P04003-01 STUD AND NUT GLAND	2
17	XDCZZ	10131	960141	.GLAND PACKING ST ST	1
18	PACZZ	10131	P02066	.PACKING, PREFORMED	5
19	XDCZZ	93232	23617	.RING, LANTERN	1
20	PACZZ	10131	960484-01	.SLEEVE, SHAFT, PUMP STAINLESS STEEL.....	1
21	XDCZZ	77028	28	RING PACKING .375 SQUARE PACKING.....	1
22	PBCHH	50380	284TJP	MOTOR, ALTERNATING C 30 HP 440 VOLT	1
				60 HZ 3 PHASE 3600 RPM TOTALLY	
				ENCLOSED FRAME 284JP.....	

END OF FIGURE

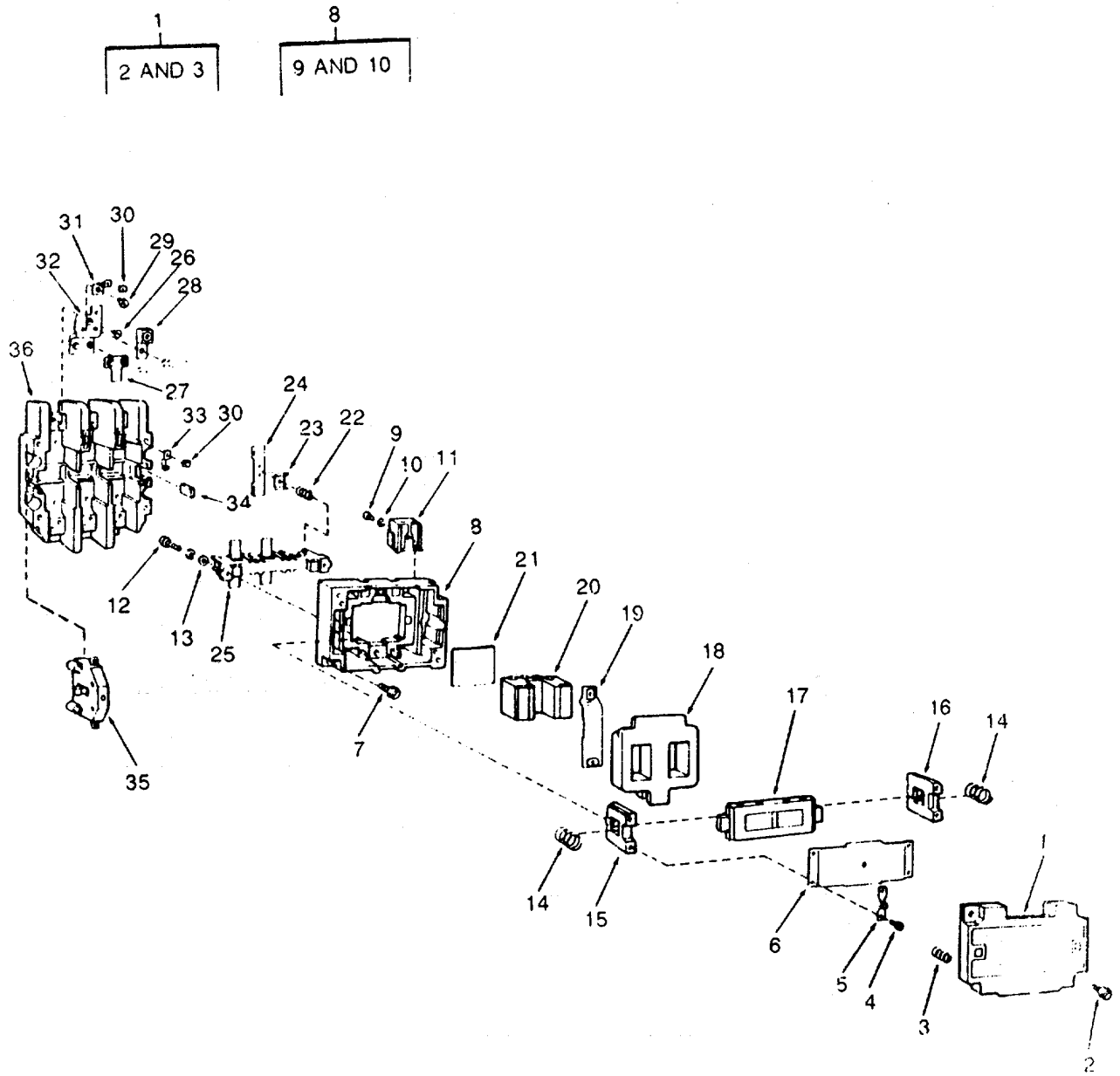


Figure 290. Contactor.

SECTION II

TM 55-1905-219-34P-1

(1) ITEM NO	(2) SMR CODE	(3) CAGEC	(4) PART NUMBER	(5) DESCRIPTION AND USABLE ON CODES(UOC)	(6) QTY
GROUP 09 PUMP SET					
FIG. 290 CONTACTOR					
	XDCHH	27192	C10E1	..CONTACTOR SIZE 3 3 NEMA SIZE 3 3	1
	XDCZZ	27192	C10EX	..POLE STD TRIP	1
1	XDCZZ	27192	49-4152	..POWER UNIT	1
2	PACZZ	96906	MS35214-25	...COVER POWER UNIT	1
3	XDCZZ	27192	69-2552	...SCREW, MACHINE 1/4-20X1.04IN LG.	2
4	PACZZ	96906	MS35206-279	...SPRING COVER	4
5	XDCZZ	27192	30-4864	..SCREW, MACHINE 10-32X.62 IN LG	4
6	XDCZZ	27192	79-8622	..PLATE INDICATING	2
7	PACZZ	96906	MS35206-278	..PLATE CLAMP	1
8	XDCZZ	27192	49-3626	..SCREW, MACHINE	2
9	XDCZZ	27192	11-3106	..HOUSING MAGNET	1
10	PACZZ	96906	MS35338-42	...SCREW PAN HEAD 8-18	6
11	XDCZZ	27192	62-531	...WASHER, LOCK	6
12	XDCZZ	27192	11-3071	..BLOWOUT	6
13	PACZZ	9690C	MS27183-41	..SCREW PAN HEAD	4
14	XDCZZ	27192	69-2554	...WASHER, FLAT	4
15	XDCZZ	27192	61-1612	..SPRING PUSH BAR	2
16	XDCZZ	27192	61-1606	..BAR PUSH LH	1
17	XDCZZ	27192	48-1029	..BAR PUSH RH.....	1
				..ARMATURE REPLACE MAGNET FRAME	1
				WHEN REPLACING THIS ITEM.	
18	PACZZ	27192	9-1891-3	..COIL, ELECTRICAL 440VAC 50CYCLES.....	1
19	XDCZZ	27192	19-1570	..CLAMP MAGNET FRAME.....	1
20	XDCZZ	27192	48-1030	..FRAME MAGNET REPLACE ARMATURE	1
				WHEN REPLACING THIS ITEM	
21	XDCZZ	27192	69-2770	..SPRING	1
22	KFCZZ	27192	69-2908	..SPRING, HELICAL, COMP PART OF KIT	3
				P/N 6-25-2	
23	KFCZZ	27192	19-1736-2	..RETAINER PART OF KIT P/N 6-25-2,	3
24	KFCZZ	27192	23-4029	..CONTACT ASSEMBLY, EL PART OF KIT.....	3
				P/N 6-25-2.....	
25	XDCZZ	27192	23-4030-3	..BAR CONTACT	1
26	KFCZZ	27192	11-2390	..SCREW MACH PART OF KIT P/N 6-25-2.	18
27	KFCZZ	27192	23-4028	..CONTACT, ELECTRICAL PART OF KIT P/N	6
				6-25-2.....	
28	XDCZZ	27192	80-3307	..LUG ALUMINUM FURNISHED WITH	1
				CLOSED CONTACTOR.....	
28	XDCZZ	27192	80-2801	..LUG COPPER FURNISHED WITH OPEN	6
				CONTACTOR	
29	XDCZZ	27192	11-2512	..SCREW SLOTTED HEX	2
30	XDCZZ	27192	55-1743	..CLAMP TERMINAL AUXI	2
31	XDCZZ	27192	80-2824	..TERMINAL CONTROL	2
32	XDCZZ	27192	80-2807	..PLATE TERMINAL.....	6
33	XDCZZ	27192	80-2747	..CLIP TERMINAL COIL.....	2
34	XDHZZ	27192	56-3494	..INSULATOR	1
35	XDHZZ	27192	C320KB8	..INTERLOCK IND-INC	1
36	XDCZZ	27192	17-9043	..BASE MOLDED	1
	PACZZ	27192	6-25-2	CONTACT ASSEMBLY, EL	1

SECTION II

TM 55-1905-219-34P-1

(1)	(2)	(3)	(4)	(5)	(6)
ITEM	SMR		PART		
NO	CODE	CAGEC	NUMBER	DESCRIPTION AND USABLE ON CODES(UOC)	QTY

				CONTACT ASSEMBLY, EL (3) 290-24	
				CONTACT, ELECTRICAL (6) 290-27	
				RETAINER (3) 290-23	
				SCREW MACH (18) 290-26	
				SPRING, HELICAL, COMP (3) 290-22	

END OF FIGURE

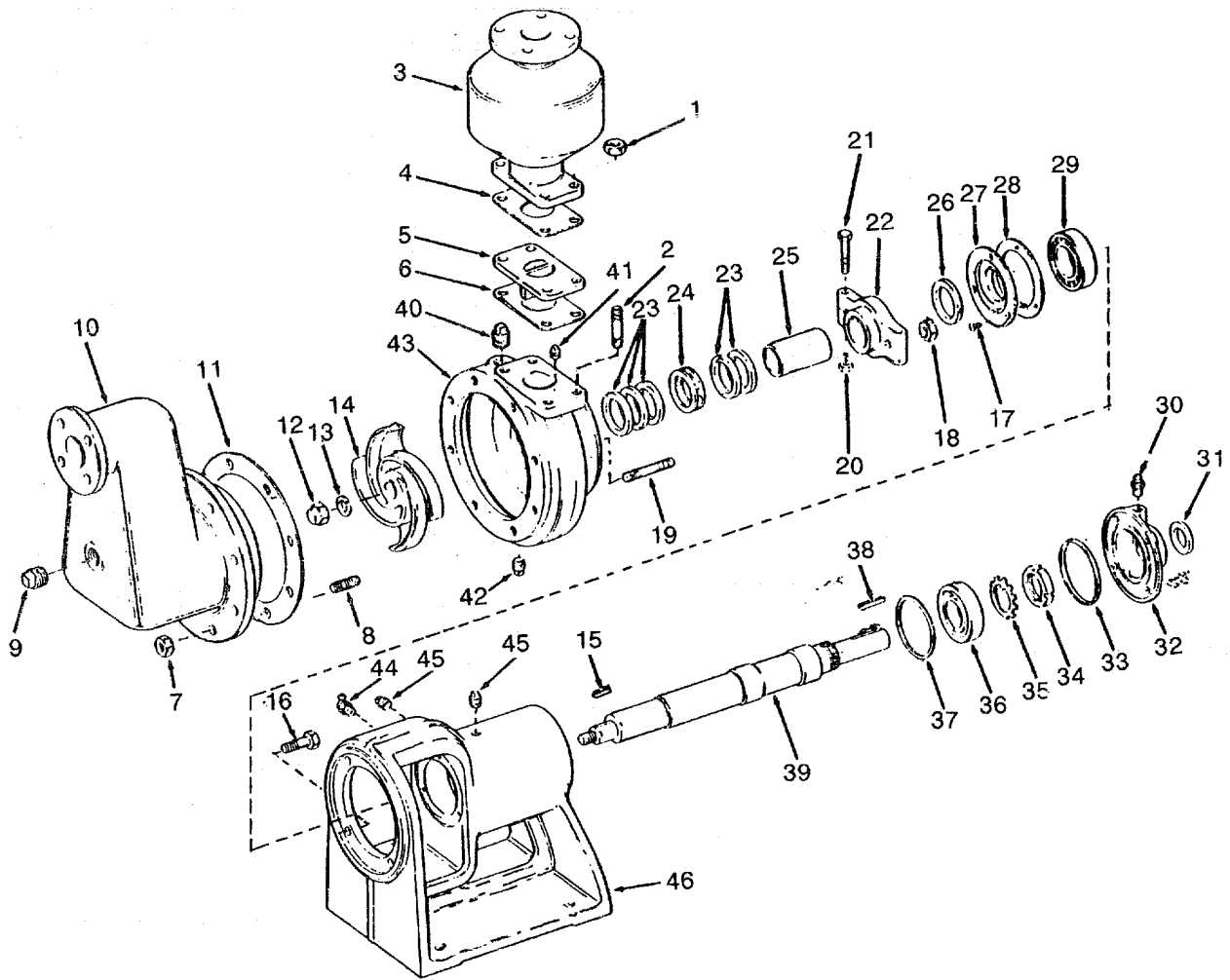


Figure 291. Bilge Pump

SECTION II

TM 55-1905-219-34P-1

(1) ITEM NO	(2) SMR CODE	(3) CAGEC	(4) PART NUMBER	(5) DESCRIPTION AND USABLE ON CODES(UOC)	(6) QTY
GROUP 09 PUMP SET					
FIG. 291 BILGE PUMP					
	PACHH	10131	2CNFEK-84	PUMP, CENTRIFUGAL	1
1	XDCZZ	10131	55095	NUT BRONZE	4
2	PACZZ	10131	55054	.STUD	4
3	XDCZZ	10131	G53307	.CHAMBER DISCHARGE	1
4	PCCZZ	10131	26307	.GASKET	1
5	XDCZZ	10131	26305RL	.PORT RECIRC CRES	1
6	PCCZZ	10131	26306	.GASKET	1
7	XDCZZ	10131	55095	.NUT BRONZE	8
8	PACZZ	10131	55054	.STUD.....	8
9	PACZZ	10131	55598	PLUG PIPE	1
10	XDCZZ	10131	G5330G	.CHAMBER SUCTION.....	1
11	PCCZZ	10131	23613	.GASKET	1
12	PACZZ	10131	53618	.NUT, PLAIN, CAP.....	1
13	PACZZ	10131	53600	.WASHER, LOCK.....	1
14	PACZZ	10131	23147RA	.IMPELLER, PUMP, CENTR.....	1
15	XDCZZ	93232	23624	.KEY, MACHINE.....	1
16	XDCZZ	10131	25666	.BOLT COVER BEARING	4
17	XDCZZ	10131	23278	.SCREW COVER	4
18	XDCZZ	10131	55008	.NUT GLAND	2
19	XDCZZ	10131	55032	.GLAND	2
20	XDCZZ	10131	55095	NUT BRONZE	2
21	XDCZZ	10131	55136	.CAPSCREW BRONZE	2
22	XDCZZ	10131	942193	.GLAND BRONZE	1
23	PCCZZ	93232	22094	.PACKING, PREFORMED	5
24	PACZZ	93232	22616	.RETAINER, PACKING.....	1
25	PACZZ	93232	16153-P	.SLEEVE, SHAFT, PUMP	1
26	XDCZZ	10131	22081	.SLINGER.....	1
27	XDCZZ	10131	22092	.COVER LINE BEARING	1
28	XDCZZ	10131	23013	.GASKET COVER	1
29	XDCZZ	81795	A50645	.BEARING, BALL, ANNULA.....	1
30	XDCZZ	10131	39405	.FITTING LUBRICATION	1
31	XDCZZ	10131	22016	.SLINGER.....	1
32	XDCZZ	10131	22091	.COVER THRUST	1
33	XDCZZ	10131	55766	.SHIM BEARING	1
34	XDCZZ	52676	SKF NO. 6	.LOCKNUT BEARING.....	1
35	PACZZ	10131	15272	WASHER, LOCK.....	1
36	PACZZ	21335	306KDG	.BEARING, BALL, ANNULA.....	1
37	PACZZ	93232	23001	.PACKING, PREFORMED	1
38	PACZZ	10131	22090	.KEY, MACHINE.....	1
39	XDHZZ	10131	K54104	.SHAFT PUMP MONEL	1
40	XDCZZ	10131	55596	.PLUG PIPE 1/2 IN.....	1
41	PACZZ	96906	MS49006-2	.PLUG, PIPE, MAGNETIC.....	1
42	PACZZ	10131	55098	.PLUG, PIPE BILGE PUMP	1
43	XDHZZ	10131	G53305	.CASING PUMP	1
44	XDCZZ	10131	39384	.FITTING LUBRICATION	1
45	PACZZ	96906	MS49006-4	.PLUG7PIPE, MAGNETIC	3
46	XDHZZ	10131	22499	.FRAME 2 BEARING BILGE PUMP	1

END OF FIGURE

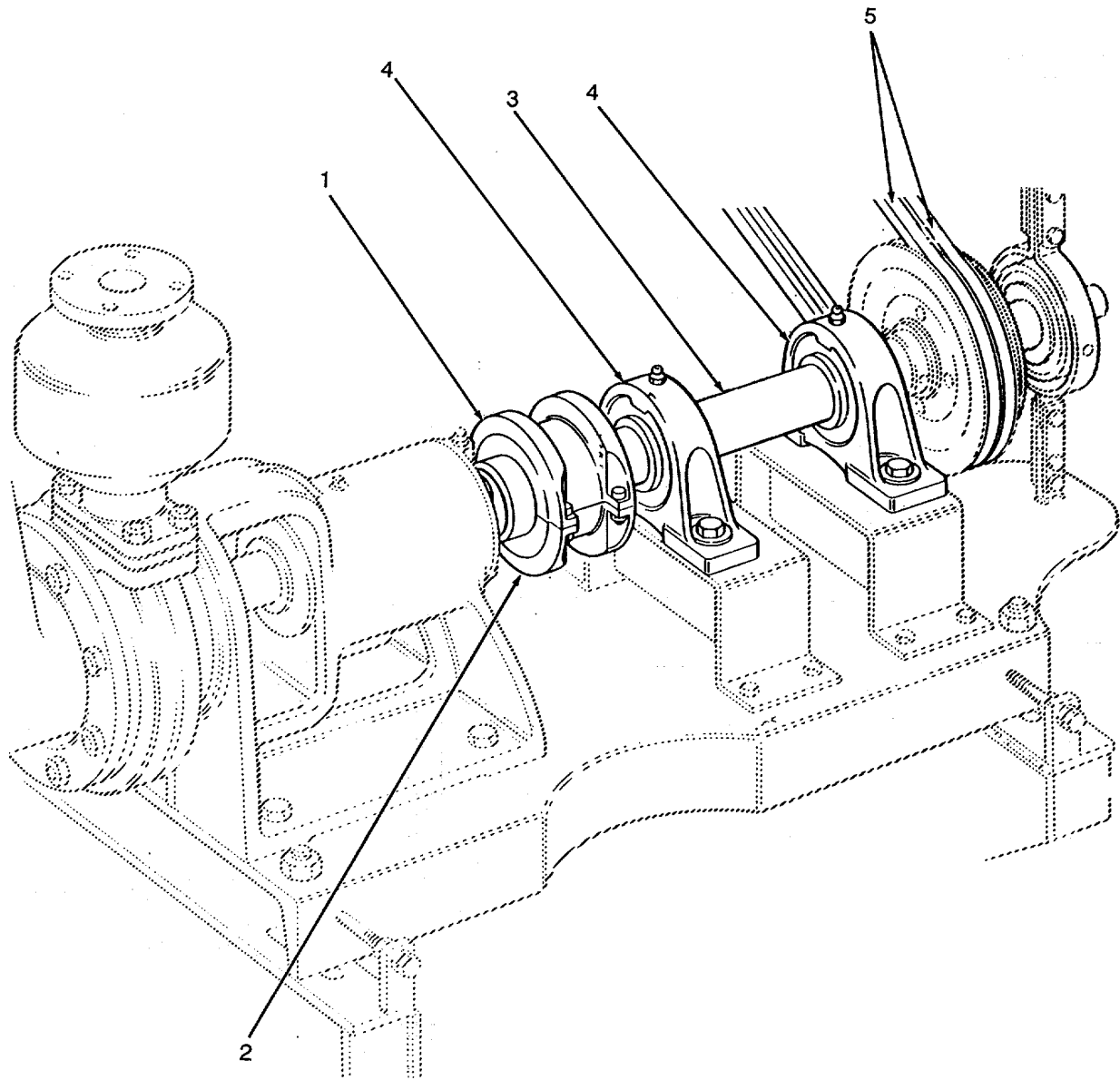


Figure 292. Bilge Pump Drive Arrangement.

SECTION II

TM 55-1905-219-34P-1

(1) ITEM NO	(2) SMR CODE	(3) CAGEC	(4) PART NUMBER	(5) DESCRIPTION AND USABLE ON CODES(UOC)	(6) QTY
GROUP 09 PUMP SET					
FIG. 292 BILGE PUMP DRIVE ARRANGEMENT					
1	XDCZZ	10131	2CNFEK-84-32	COUPLING HALF	1
2	XDCZZ	10131	2CNFEK-84-34	COUPLING HALF	1
3	XDCZZ	10131	N24981	JACKSHAFT	1
4	XDCZZ	10131	SK189436	BLOCK PILLOW	2
5	PCCZZ	96906	MS39255A90	BELT, V SET C/O 2 BELTS	1

END OF FIGURE

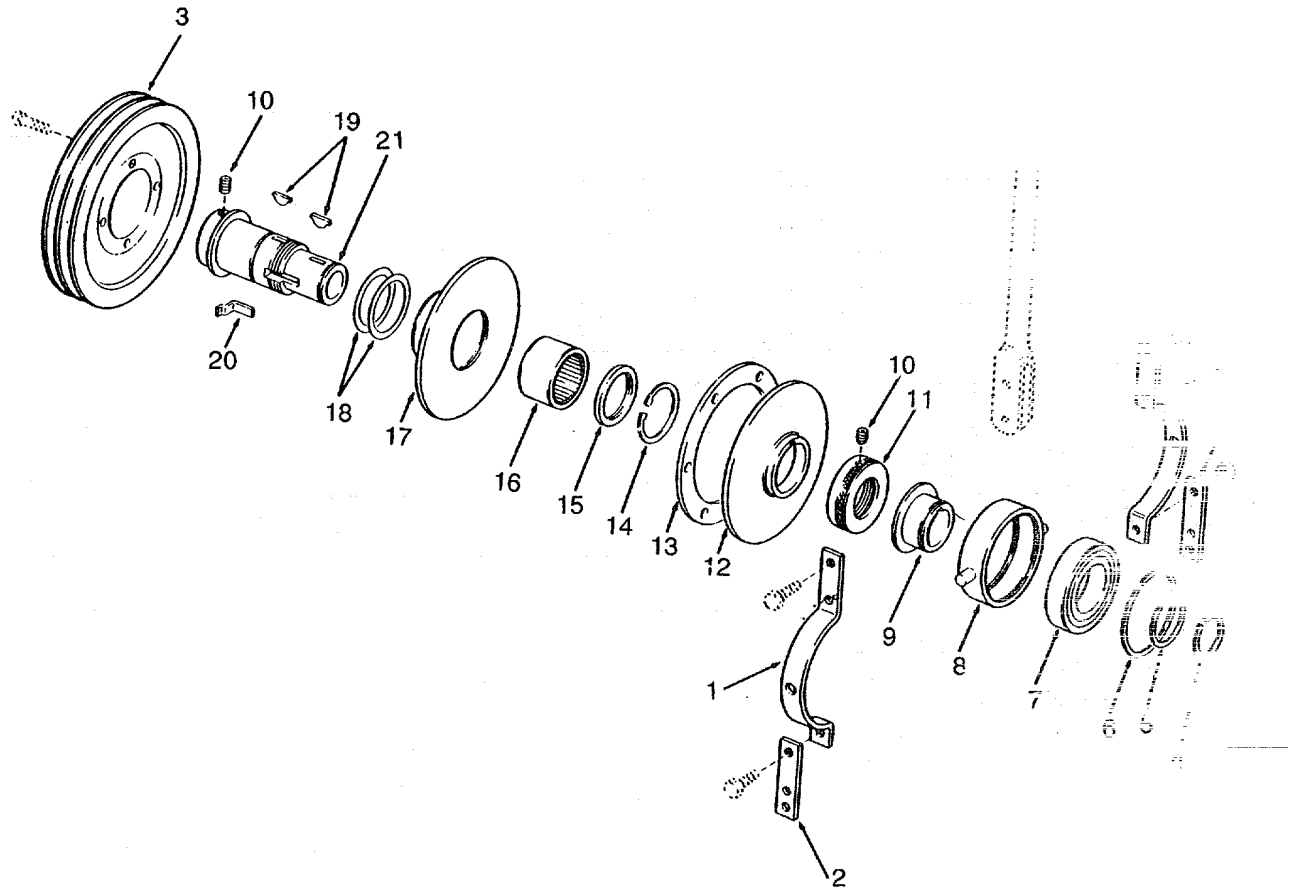


Figure 293. Bilge Pump Clutch

SECTION II

TM 55-1905-219-34P-1

(1) ITEM NO	(2) SMR CODE	(3) CAGEC	(4) PART NUMBER	(5) DESCRIPTION AND USABLE ON CODES(UOC)	(6) QTY
GROUP 09 PUMP SET					
FIG. 293 BILGE PUMP CLUTCH					
	XDCZZ	87134	64KNAB-18	CLUTCH MANUAL.....	1
1	XDCZZ	87134	BP080196004	.YOKE SHIFTER BALL.....	2
2	XDCZZ	87134	AP080314000	.BRACKET SHIFTER.....	2
3	XDCZZ	87134	AP080328100	.PULLEY ASSY.....	1
4	XDCZZ	87134	AP003822000	.RING CAM SNAP.....	1
5	XDCZZ	87134	AP080333000	.RING SNAP EXTERIOR.....	1
6	XDCZZ	87134	AP080334000	.RING SNAP INTERIOR.....	1
7	PACZZ	87134	BPO05112011	.BEARING, BALL, ANNULA.....	1
8	XDCZZ	87134	AP080347003	.CAM ASSY BALL.....	1
9	XDCZZ	87134	AP080341003	.CAM BALL BEARING... ..	1
10	XDCZZ	87134	AP080254000	.SETSCREW ADJ.....	2
11	XDCZZ	87134	AP080338002	.ADJUSTER.....	1
12	XDCZZ	87134	AP080208007	.DISK, CLUTCH.....	1
13	XDCZZ	87134	AP080336002	.LINER FRICTION.....	1
14	XDCZZ	87134	APO80100000	.RING SHIM BALL.....	1
15	PACZZ	87134	AP080332003	.SEAL.....	1
16	PACZZ	60038	J-3016 LUBRIPLAT E 930-AA	.BEARING, ROLLER, NEED.....	1
17	XDCZZ	87134	AP080328200	.ADAPTER ASSY.....	1
18	PACZZ	87134	AP080335003	.BEARING, WASHER.....	2
19	XDCZZ	87134	AP080057000	.KEY MORTON	2
20	XDCZZ	87134	AP08005300	.LEVER.....	4
21	XDCZZ	87134	BP080317001	.BODY.....	1

END OF FIGURE

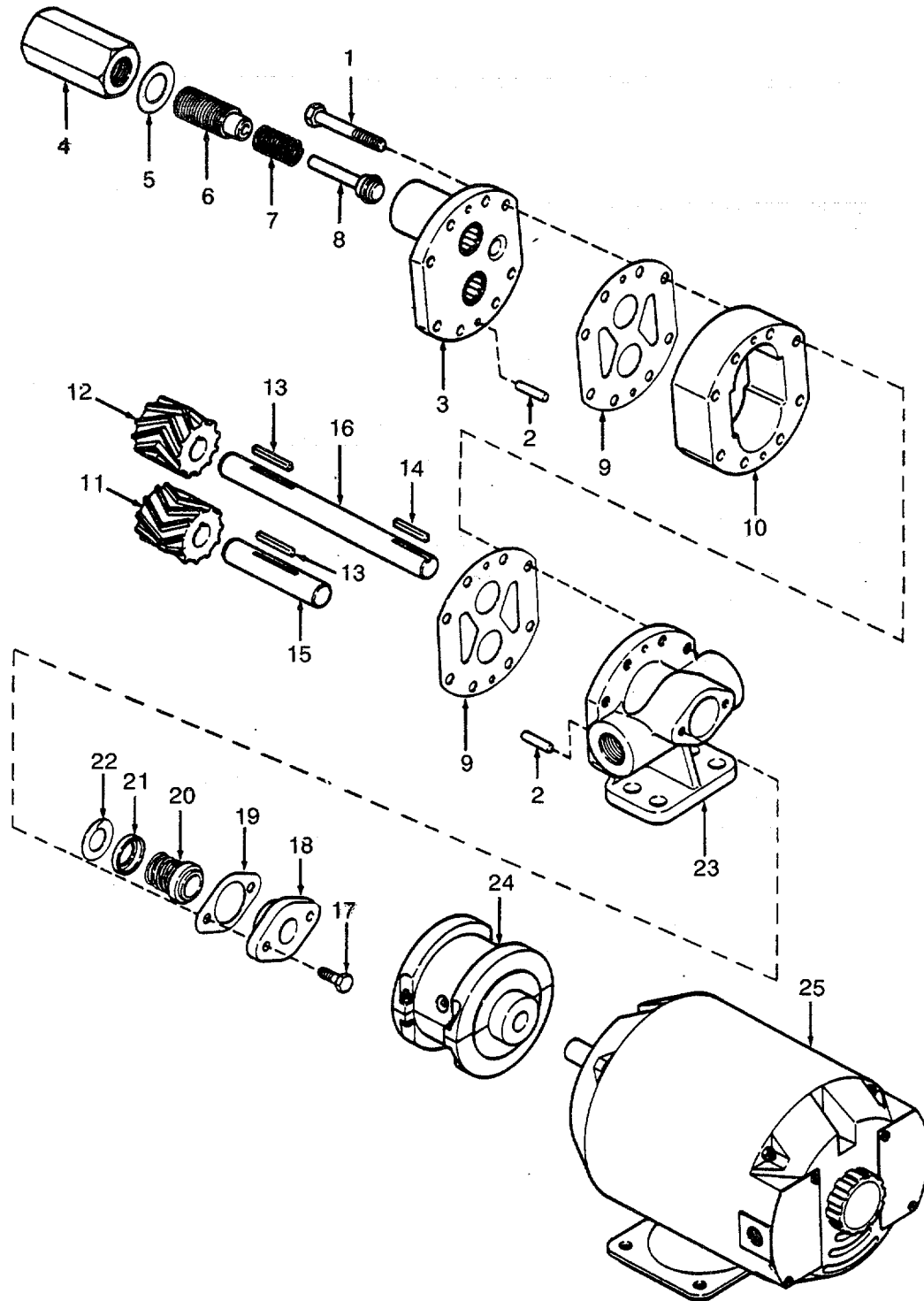


Figure 294. Lube Oil Pump.

SECTION II

TM 55-1905-219-34P-1

(1) ITEM NO	(2) SMR CODE	(3) CAGEC	(4) PART NUMBER	(5) DESCRIPTION AND USABLE ON CODES(UOC)	(6) QTY
				GROUP 09 PUMP SET	
				FIG. 294 LUBE OIL PUMP	
	XDCHH	10131	2GAUM	PUMP ROTARY OIL 7GPM DISCH PRESS.....	1
				80PS1G 1750RPM CAST IRON CONSTRUCTION	
1	XDCZZ	10131	25646	.SCREW CAP HEX HEAD.....	8
2	XDCZZ	10131	24422	.PIN STRAIGHT	4
3	XDCZZ	10131	24028	.PLATE SIDE CG CAST BEARINGS ARE	1
				INTEGRAL WITH SIDEPLATE	
4	XDCZZ	10131	24404	.NUT COVER VALVE	1
5	XDCZZ	10131	24412	.GASKET	1
6	XDCZZ	10131	24281	.SCREW ADJUSTING	1
7	XDCZZ	10131	24389	.SPRING RELIEF VALVE 50 TO 100 PSI.....	1
8	XDCZZ	10131	24317	.VALVE RELIEF	1
9	PCCZZ	10131	52450	.GASKET	2
10	XDCZZ	10131	24009	.BODY PUMP CG CAST	1
11	PACZZ	93232	24139	.GEAR, HELICAL	1
12	PACZZ	93232	13534	.GEAR, HELICAL	1
13	XDCZZ	10131	24290	.KEY IMPELLER STEEL.....	2
14	XDCZZ	10131	24290	.KEY COUPLING	1
15	PACZZ	93232	24231	.SHAFT, STRAIGHT	1
16	XDCZZ	93232	24209-30	.SHAFT, STRAIGHT	1
17	XDCZZ	10131	25653	.BOLT GLAND STUFFING	2
18	XDCZZ	10131	24193	.GLAND STUFFING BOX	1
19	PACZZ	10131	24262	.GASKET	1
20	PACZZ	93243	55955	.SEAL, PLAIN	1
21	XDCZZ	10131	24442	.COLLAR SEAL MECH	1
22	XDCZZ	10131	50098	.RING RETAIN MECH	1
23	XDCZZ	10131	23982	.BRACKET MOUNTING	1
24	XDCZZ	21444	20TD-10	.COUPLING	1
25	PACHF	50380	705431	.MOTOR, ALTERNATING C 1 1-2HP TYPE	1
				ODP 3PHASE 60CYCLE 440VAC 1800RPM FRAME 56	

END OF FIGURE

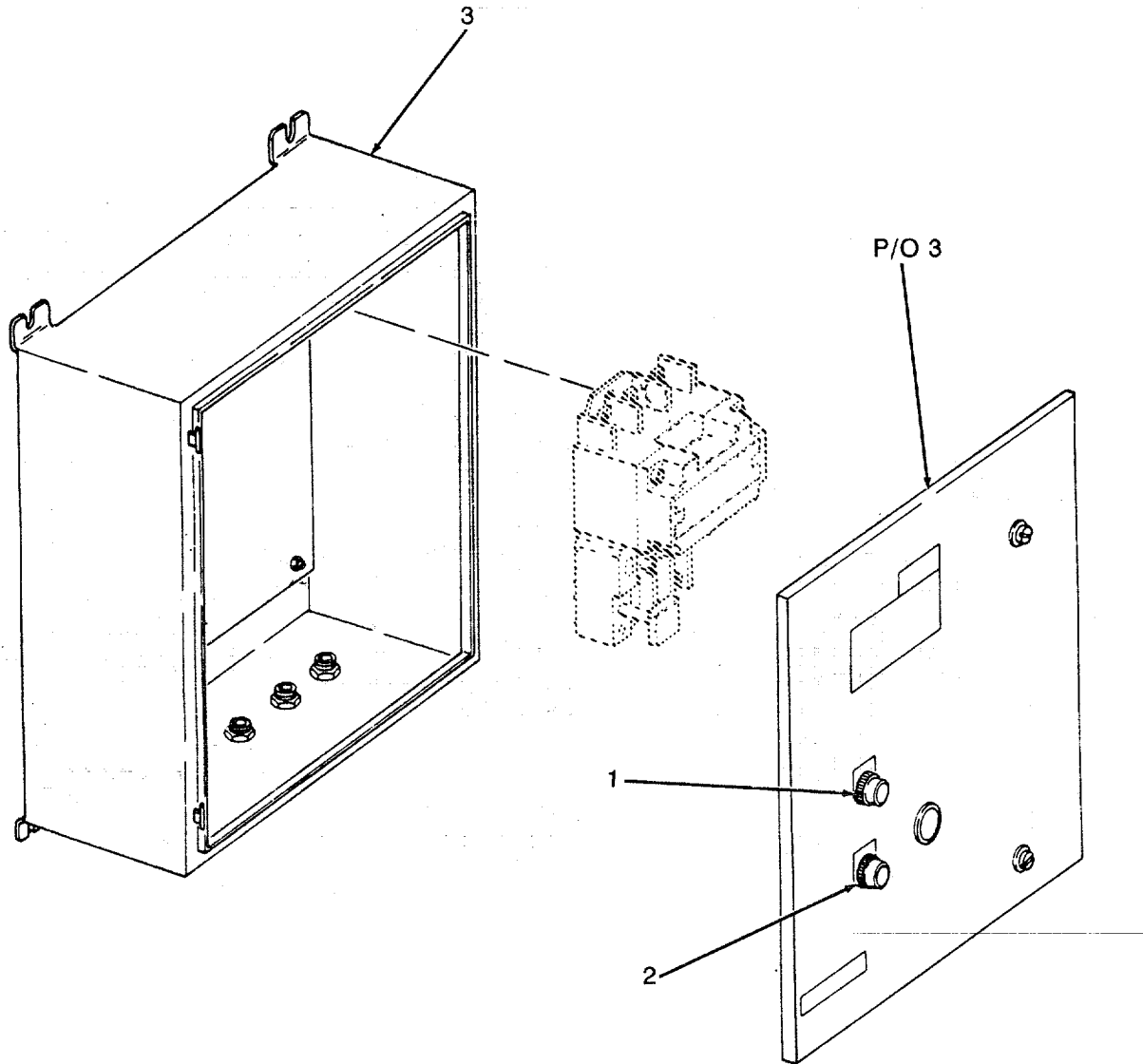


Figure 295. Motor Controller.

SECTION II

TM 55-1905-219-34P-1

(1) ITEM NO	(2) SMR CODE	(3) CAGEC	(4) PART NUMBER	(5) DESCRIPTION AND USABLE ON CODES(UOC)	(6) QTY
				GROUP 09 PUMP SET	
				FIG. 295 MOTOR CONTROLLER	
	XDCHH	27192	6862ED1798	CONTROLLER MAGNETIC 3PHASE WITH	2
				START-STOP PUSHBUTTON.	
1	XDCZZ	55840	10250T101-1M33	.SWITCH, PUSH	
2	XDCZZ	15605	10250T102-1M34	.SWITCH, PUSH	1
3	XDCZZ	27192	D39-34320	.ENCLOSURE WALL TYPE MARINE.....	1
				DRIPPROOF W/O LOUVERS - NOT SERVICED SEPARATELY.....	

END OF FIGURE

1
2 THRU 31

6
7 THRU 30

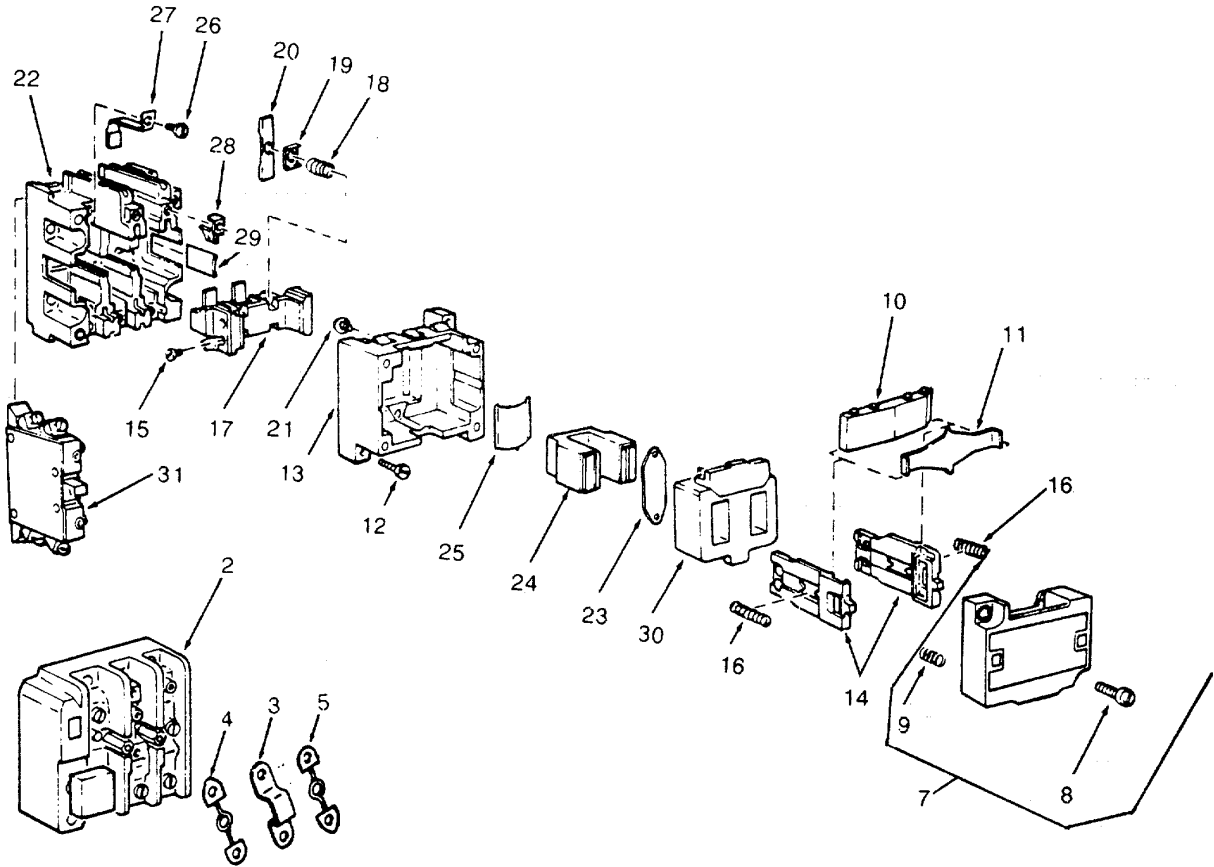


Figure 296. Starter.

SECTION II

TM 55-1905-219-34P-1

(1) ITEM NO	(2) SMR CODE	(3) CAGEC	(4) PART NUMBER	(5) DESCRIPTION AND USABLE ON CODES(UOC)	(6) QTY
GROUP 09 PUMP SET					
FIG. 296 FIRE PUMP					
1	XDCHH	27192	A10BN0	STARTER 3 POLE 3 PHASE, LUBE OIL	2
1	XDCHH	27192	A10B1	PUMP AND SEWAGE PUMP MOTOR	
1	XDCHH	27192	A10C1	STARTER 3 POLE 3 PH FRESH WATER	1
2	PACZZ	8814C	10-5009	PUMP AND DIESEL OIL COOLING PUMP MOTOR	
3	XDCZZ	27192	25-2217	STARTER 3 POLE 3 A/C CIRCULATION	1
4	PACZZ	27192	H1021	PUMP MOTOR	
5	PACZZ	27192	H1034	.RELAY ASSEMBLY	1
6	XDCZZ	88140	C10BX	.CONNECTOR OVERLOAD	1
7	XDCZZ	27192	49-4114	..HEATER, THERMAL RELE	1
8	XDCZZ	27192	11-2517	..HEATER, THERMAL RELE	1
9	XDCZZ	27192	69-2508	..POWER UNIT, TEST STA.....	1
10	XDCZZ	27192	48-1019	...COVER POWER UNIT..	1
11	XDCZZ	27192	69-2765SCREW PAN HEAD	2
12	XDCZZ	27192	11-2518SPRING COVER	
13	XDCZZ	27192	49-3606	...ARMATURE LEVER REPLACE ARMATURE	1
14	XDCZZ	27192	61-1857	WHENEVER MAGNET FRAME IS REPLACED.....	
15	XDCZZ	27192	11-2378	...PLATE SPRING	1
16	PACZZ	27192	69-2507	...SCREW SLOTTED HEAD	2
17	XDCZZ	27192	23-3481	...HOUSING MAGNET	1
18	KFCZZ	27192	69-2715	...BAR SET PUSH LEFT	1
19	KFCZZ	27192	55-1956	...SCREW PAN HEAD	4
20	KFCZZ	27192	23-3480	...SPRING, HELICAL, COMP.....	2
21	XDCZZ	27192	11-2515	...BAR CONTACT	1
22	XDCZZ	27192	17-9014	...SPRING, HELICAL, COMP PART OF KIT	3
23	XDCZZ	27192	19-1723	P/N 6-22-2.....	
24	PACZZ	27192	17-8911	...RETAINER, SPRING PART OF KIT P/N 6.....	3
25	XDCZZ	27192	69-2766	-22-2.....	
26	KFCZZ	27192	11-2280	...CONTACT, ELECTRICAL PART OF KIT	3
27	KFCZZ	27192	23-3479	P/N 6-22-2.....	
28	XDCZZ	27192	55-1681	...SCREW PAN HEAD	2
29	XDCZZ	27192	56-3493	...BASE MOLDED..	1
30	PACZZ	27192	9-1887-19	...STRAP	
31	XDCZZ	27192	C320KB2	...MAGNET FRAME REPLACE MAGNET	1
	PACZZ	27192	6-22-2	FRAME WHENEVER ARMATURE IS REPLACED...	
				...SPRING MAGNET	1
				...SCREW CONTACT PART OF KIT P/N 6-.....	6
				22-2	
				...CONTACT, ELECTRICAL PART OF KIT	6
				P/N 6-22-2	
				...CLIP COIL TERMINAL.....	2
				...INSULATOR.....	1
				...COIL, ELECTRICAL	1
				..CONTACT, AUXILIARY.....	1
				CONTACT KIT, ELECTRI	1
				CONTACT, ELECTRICAL (3) 296-20	
				CONTACT, ELECTRICAL (6) 296-27	
				RETAINER, SPRING (3) 296-19	

SECTION II

TM 55-1905-219-34P-1

(1)	(2)	(3)	(4)	(5)	(6)
ITEM	SMR		PART		
NO	CODE	CAGEC	NUMBER	DESCRIPTION AND USABLE ON CODES(UOC)	QTY

				SCREW CONTACT	(6) 296-26
				SPRING, HELICAL, COMP	(3) 296-18

END OF FIGURE

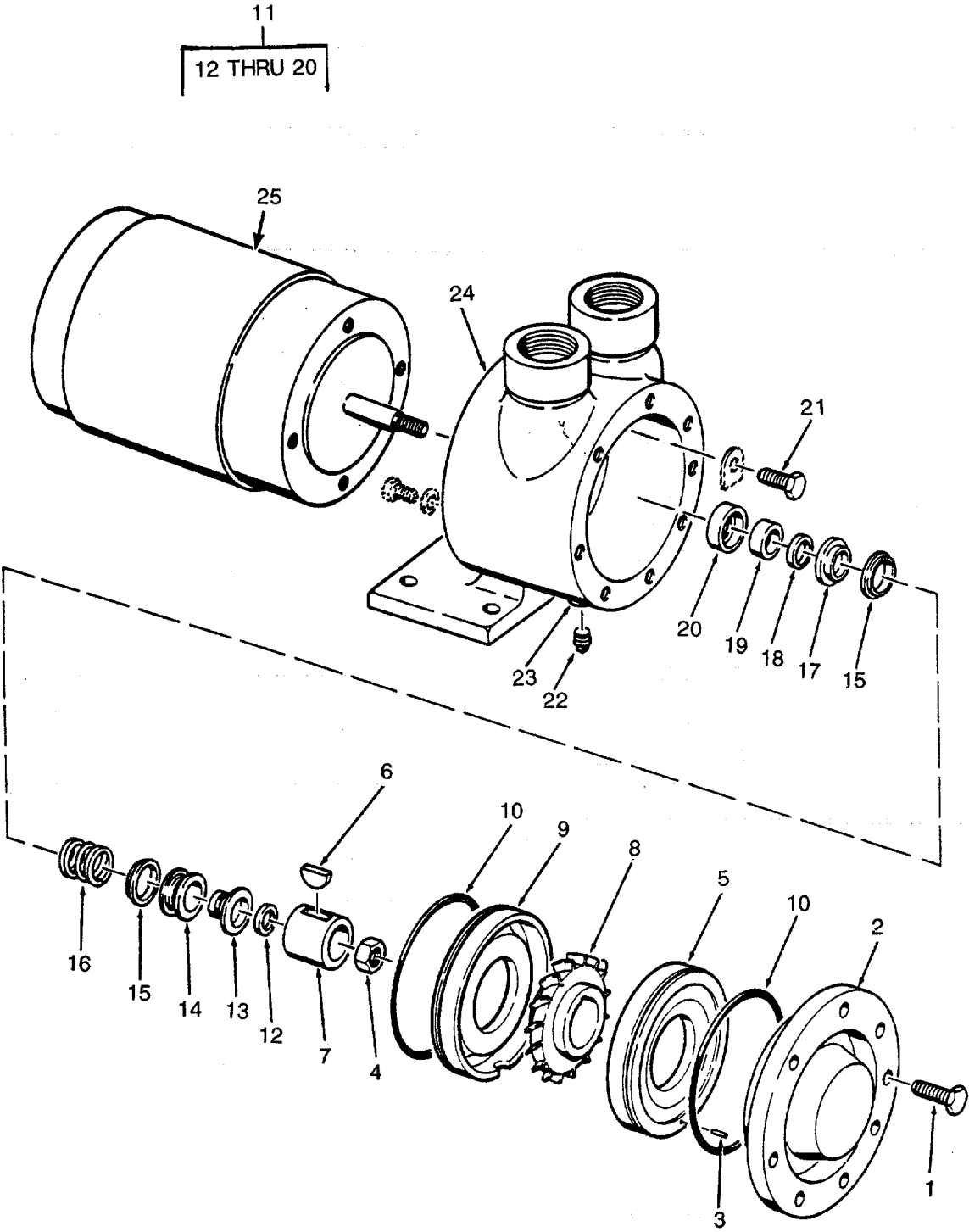


Figure 297. Fresh Water Pump

SECTION II

TM 55-1905-219-34P-1

(1) ITEM NO	(2) SMR CODE	(3) CAGEC	(4) PART NUMBER	(5) DESCRIPTION AND USABLE ON CODES(UOC)	(6) QTY
GROUP 09 PUMP SET					
FIG. 297 FRESH WATER PUMP					
	PACHH	10131	1TMO	PUMP, ROTARY	1
1	XDCZZ	10131	153A	.BOLT FRONT HEAD	8
2	XDCZZ	10131	52539	.HEAD, FRONT, BRONZE	1
3	XDCZZ	10131	52580	.PIN DOWEL	2
4	PACZZ	10131	50530	.NUT, IMPELLER	1
5	XDCZZ	10131	51068	.PLATE FRONT BRONZE	1
6	XDCZZ	80064	508-4634411	.KEY IMPELLER	1
7	XDCZZ	10131	52530	.BUSHING, IMPELLER	1
8	XDCZZ	10131	51050	.IMPELLER PUMP, CENTR	1
9	XDCZZ	10133	51076	.PLATE REAR C BRZ	1
10	XDCZZ	93232	50718	.PACKING, PREFORMED	2
11	PACZZ	10131	43008	.SEAL ASSEMBLY	1
12	XACZZ	10131	43008-G	..SEAL RING	1
13	XACZZ	10131	43008-F	..SEAL DRIVING SLEEVE	1
14	XACZZ	10131	43008-C	..SEAL BELLOWS	1
15	XACZZ	10131	43008-D	..SEAL METAL	2
16	XACZZ	10131	43008-A	..SEAL SPRING	1
17	XACZZ	10131	43008-H	..SEAL WASHER	1
18	XACZZ	10131	43008-N	..WASHER SEAL	2
19	XACZZ	10131	43008-L	..SEAL FLOATING SEAT	1
20	XACZZ	10131	43008-M	..SEAL RING	1
21	XDCZZ	10131	153	.BOLT MOUNTING	4
22	XDCZZ	10131	153F	.PLUG CASING	4
23	XDCZZ	10131	73A	.CONNECTION DRAIN	2
24	XDCZZ	10131	52538	.CASING PUMP BRONZE	1
25	PACHH	50380	706521-428	.MOTOR, ALTERNATING C	1

END OF FIGURE

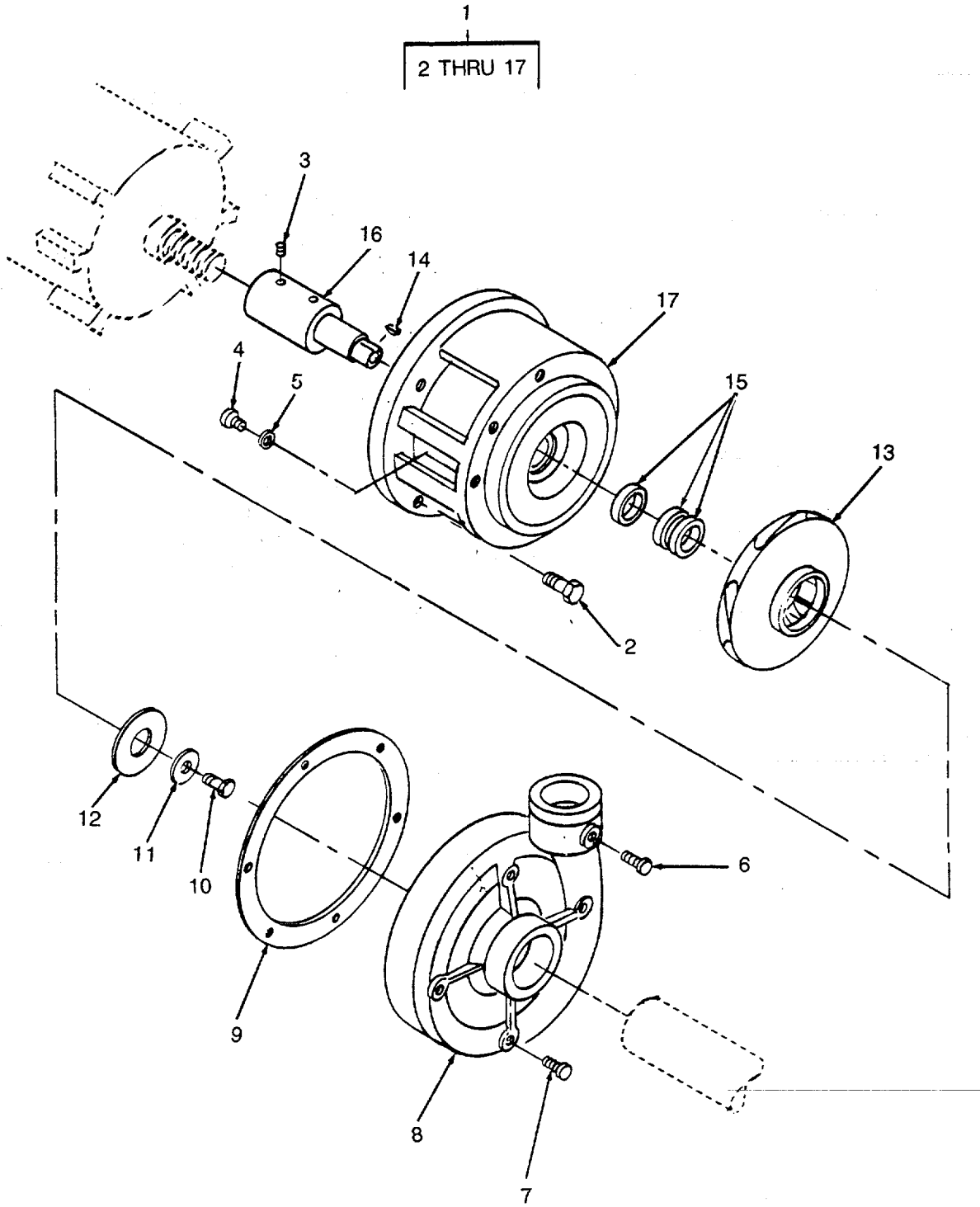


Figure 298. Air Conditioning Water Circulation Pump

SECTION II

TM 55-1905-219-34P-1

(1) ITEM NO	(2) SMR CODE	(3) CAGEC	(4) PART NUMBER	(5) DESCRIPTION AND USABLE ON CODES(UOC)	(6) QTY
				GROUP 09 PUMP SET	
				FIG. 298 AIR CONDITIONING WATER CIRCULATION PUMP	
1	PACFZ	92780	909	PUMP, CENTRIFUGAL 2 IN NPT INLET, 1- 1/2 IN OUTLET, MOTOR 182 TC FRAME, 5 HP, 3505 RPM, 3 PH 60 HZ	1
2	XDCZZ	92780	9524	.SCREW, CAP 1/2 IN-13X3/4 IN	4
3	XDCZZ	92780	6051	.SCREW, SET 5/16 IN-18X3/8 PUMP	2
4	XDCZZ	92780	1637	.SCREW, CAP 5/16 IN-18X1 IN PUMP	6
5	PACZZ	92780	1516	.GASKET COPPER WASHER.....	6
6	XDFZZ	92780	825	.PLUG, PIPE	1
7	XDFZZ	92780	1032A	.PLUG, PIPE 1/8 IN	4
8	XDFZZ	92780	9501	.BODY, PUMP 2 IN X 1 1/2 IN.....	1
9	PAFZZ	92780	9514	.GASKET PUMP HOUSING	1
10	XDFZZ	92780	1736S	.SCREW, CAP	1
11	XDFZZ	92780	S100-13	.WASHER STAINLESS STEEL	1
12	XDFZZ	92780	1624	.WASHER	1
13	XDFZZ	92780	9504-909	.IMPELLER, PUMP 6IN DIA X13-32	1
14	XDFZZ	92780	1617	.KEY, WOODRUFF 46	1
15	XDFZZ	92780	7561	.SEAL, PLAIN 1 IN	3
16	XDFZZ	92780	9509	.SHAFT.....	1
17	XDFZZ	92780	9502	.SUPPORT, MOTOR.	1

END OF FIGURE

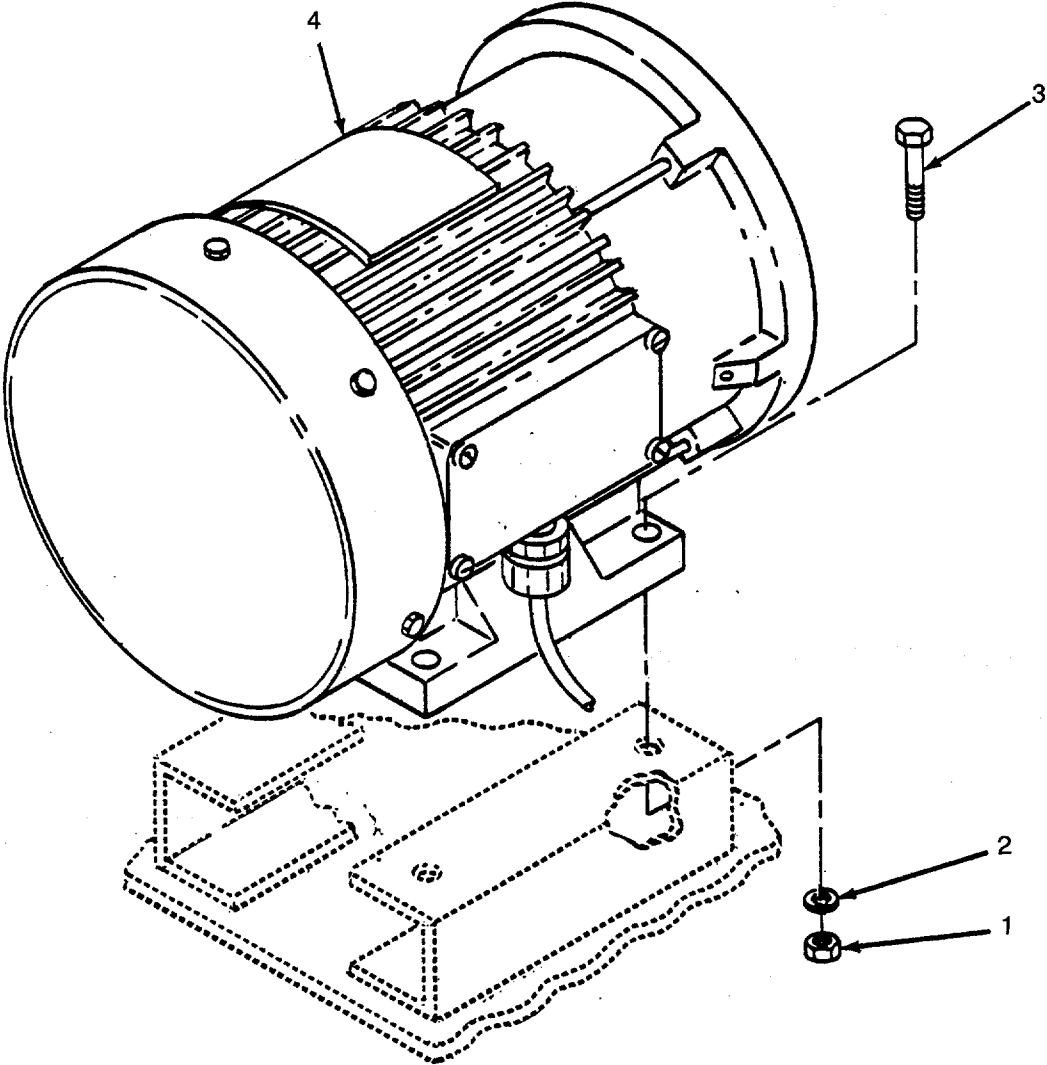


Figure 299. Pump Motor

SECTION II

TM 55-1905-219-34P-1

(1) ITEM NO	(2) SMR CODE	(3) CAGEC	(4) PART NUMBER	(5) DESCRIPTION AND USABLE ON CODES(UOC)	(6) QTY
				GROUP 09 PUMP SET	
				FIG. 299 PUMP MOTOR	
1	PACZZ	96906	MS21045C6	NUT, SELF-LOCKING, HE 3/8 IN-24 UNF-.....	4
				2B PREVAILING TORQUE	
2	PACZZ	96906	MS27183-14	WASHER, FLAT 13/32 IN NOM DIA, CD PL.....	4
3	PACZZ	96906	MS35308-360	SCREW, CAP, HEXAGON H HEX HD, 3/8 IN-.....	4
				24 UNF-2A X 1 IN L	
4	XDCZZ	03510	5K182JX5211-A	MOTOR, ELECTRIC 3 PHASE, 5HP, 3505 RPM.....	1

END OF FIGURE

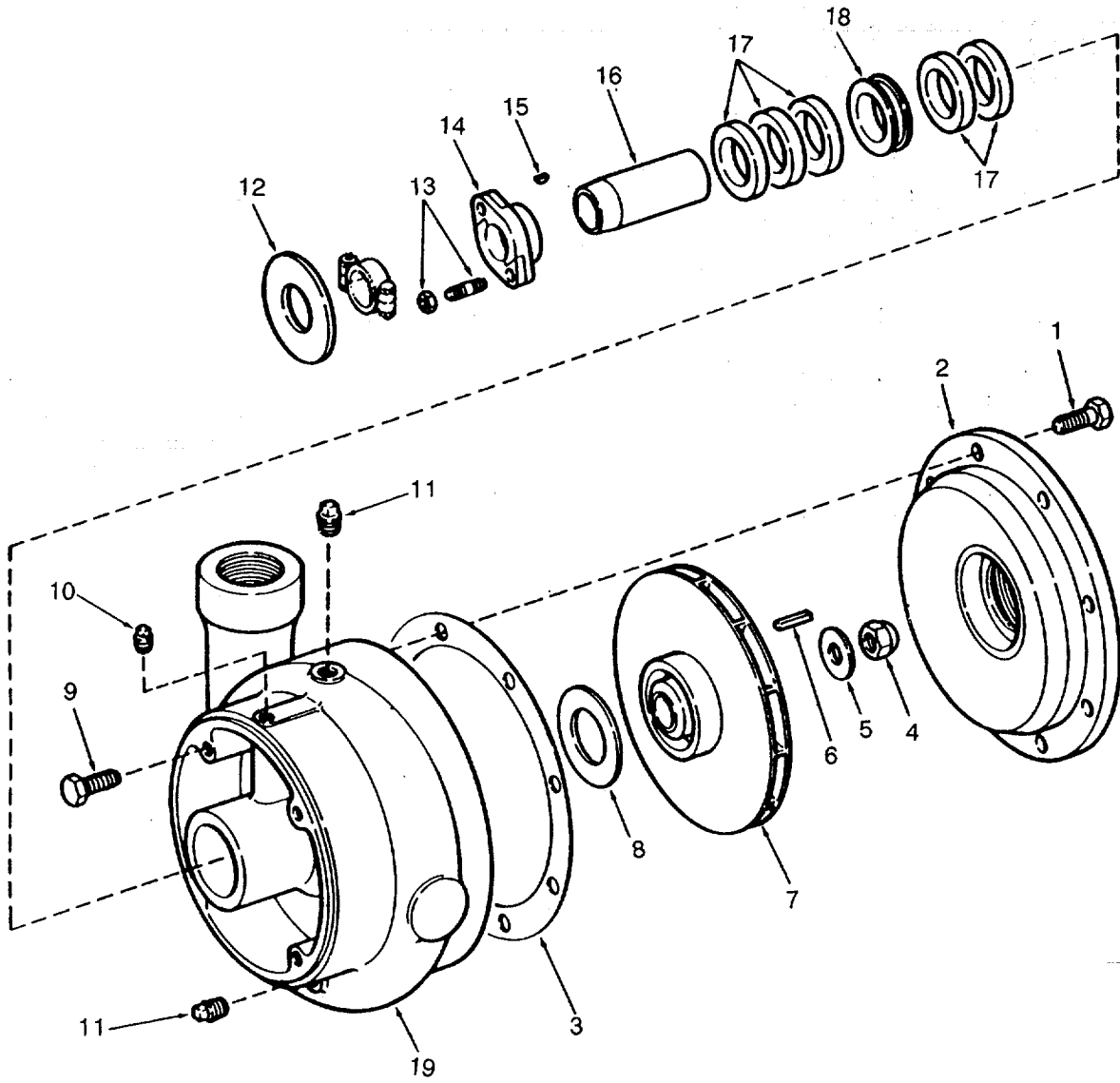


Figure 300. Diesel Oil Cooling Pump

SECTION II

TM 55-1905-219-34P-1

(1) ITEM NO	(2) SMR CODE	(3) CAGEC	(4) PART NUMBER	(5) DESCRIPTION AND USABLE ON CODES(UOC)	(6) QTY
GROUP 09 PUMP SET					
FIG. 300 DIESEL OIL COOLING PUMP					
	XDCZZ	10131	1-DNH-52	PUMP UNIT , CENTRIFUG	1
1	XDCZZ	10131	DNH-153A	.SCREW CAP SUCTION	8
2	XDCZZ	10131	DNH-35	.HEAD SUCTION BRONZE	1
3	XDCZZ	93232	DNH-91	.GASKET	1
4	PACZZ	10131	DNH-16	.NUT, IMPELLER	1
5	PACZZ	10131	DNH-207	.WASHER	1
6	XDCZZ	10131	DNH-36	.KEY, MACHINE	1
7	PACZZ	10131	21773	.IMPELLER, PUMP, CENTR	1
8	XDCZZ	93232	22017	.PACKING, PREFORMED	1
9	XDCZZ	10131	DNH-153	.SCREW CAP MOUNTING	4
10	XDCZZ	10131	DNH-73B	.PLUG PIPE	1
11	XDCZZ	10131	DNH-73	.PLUG PIPE	2
12	XDCZZ	10131	DNH-22	.SLINGER OIL.....	1
13	XDCZZ	10131	DNH-83	.STUD AND NUT GLAND	2
14	XDCZZ	10131	DNH-15	.GLAND	1
15	PACZZ	96906	MS35756-3	.KEY, WOODRUFF	1
16	PACZZ	10131	55432	.SLEEVE, SHAFT, PUMP	1
17	XDCZZ	93232	22032	.PACKING MATERIAL 5-16 INCH SQUARE.....	5
18	XDCZZ	10131	DNH-13	.CAGE SHAFT SEA L	1
19	XDCZZ	10131	DNH-1	.CASING PUMP BRONZE	1

END OF FIGURE

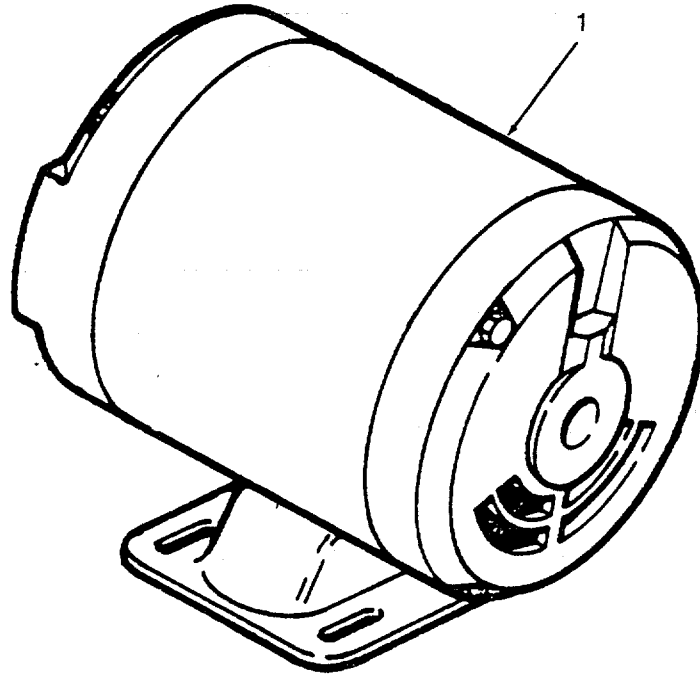


Figure 301. Pump Motor

SECTION II

TM 55-1905-219-34P-1

(1) ITEM NO	(2) SMR CODE	(3) CAGEC	(4) PART NUMBER	(5) DESCRIPTION AND USABLE ON CODES(UOC)	(6) QTY
				GROUP 09 PUMP SET	
				FIG. 28 PUMP MOTOR	
1	PACHH	50380	705417-A	MOTOR, ALTERNATING C	1

END OF FIGURE

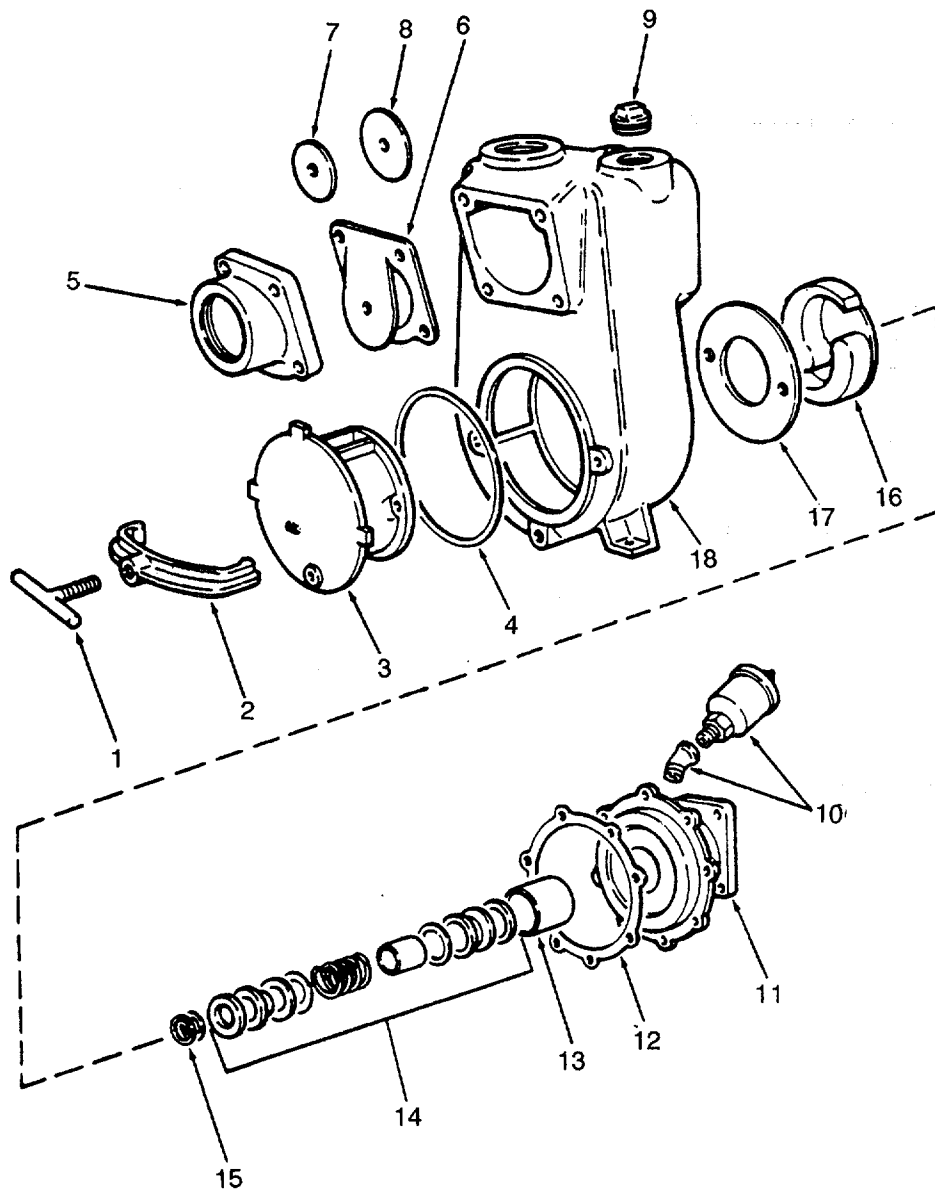


Figure 302. Sewage Pump

SECTION II

TM 55-1905-219-34P-1

(1) ITEM NO	(2) SMR CODE	(3) CAGEC	(4) PART NUMBER	(5) DESCRIPTION AND USABLE ON CODES(UOC)	(6) QTY
GROUP 09 PUMP SET					
FIG. 302 SEWAGE PUMP					
	XDCHH	25567	11-1/2A2-EI-1/2	PUMP SEWAGE SELF.....	2
1	XDCZZ	25567	8618	.SCREW CLAMP BAR.....	1
2	XDCZZ	25567	12370	.BAR CLAMP	1
3	XDCZZ	25567	12369	.PLATE END	1
4	XDCZZ	25567	12369G	.GASKET	1
5	XDCZZ	25567	8599	.FLANGE SUCTION	1
6	XDCZZ	25567	1352G	.FLAPPER VALVE, PUMP	1
7	XDCZZ	25567	1354	.WEIGHT SM VALVE	1
8	XDCZZ	25567	1353	.WEIGHT VALVE LG	1
9	XDCZZ	25567	P-24	.PLUG PIPE	1
10	XDCZZ	25567	S-36-	.CUP GREASE	1
11	XDCZZ	25567	2935	.INTERMEDIATE	1
12	XDCZZ	25567	504-G	.GASKET SET	1
13	XDCZZ	25567	1904	.SEAL LINER	1
14	PACZZ	25567	GS-625	.SEAL, PLAIN ENCASED	1
15	PACZZ	25567	513A	.SHIM SET	1
16	PACZZ	25567	12368-A	.IMPELLER, PUMP, CENTR	1
17	XDCZZ	25567	2643	.PLATE, WEARING	1
18	XDCZZ	21056	12367	.VOLUTE	1

END OF FIGURE

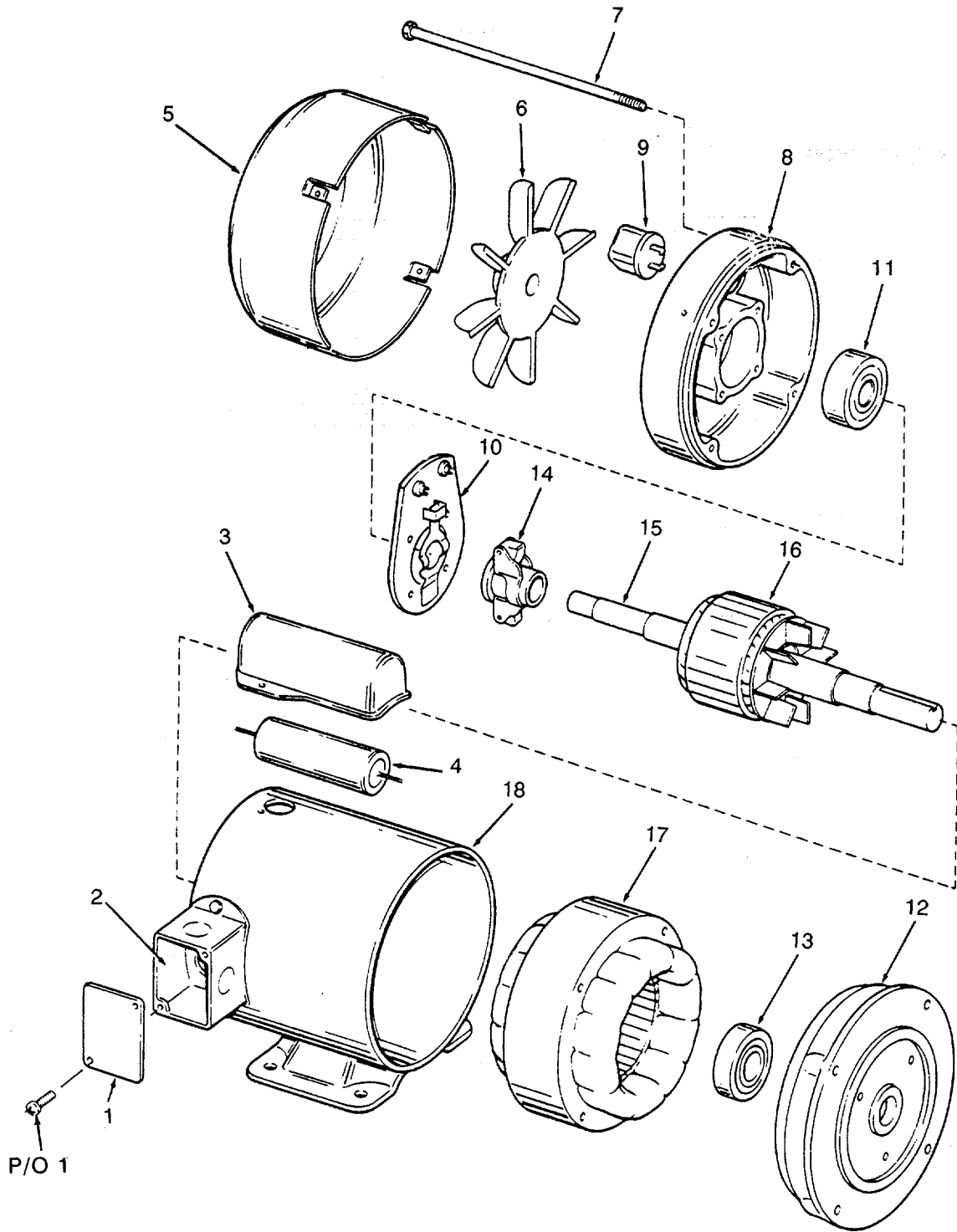


Figure 303. Pump Motor

SECTION II

TM 55-1905-219-34P-1

(1) ITEM NO	(2) SMR CODE	(3) CAGEC	(4) PART NUMBER	(5) DESCRIPTION AND USABLE ON CODES(UOC) QTY	(6) QTY
				GROUP 09 PUMP SET	
				FIG. 303 PUMP MOTOR	
	XDCHH	38151	U56C34F184B	MOTOR 1-1/2 HP 115/230 VOLTS 1 PH	2
1	XDCZZ	38151	E2881C	3450 RPM 60 CYCLES TOTALLY ENCLOSED. .COVER BOX INCLUDES ATTACHING	1
	XDCZZ	38151	A2880C	HARDWARE	1
3	XDCZZ	38151	E57625C	.BASE BOX.....	1
4	PCCZZ	37942	PSU21615	.HOUSING CAPACITOR	1
5	XDCZZ	38151	A34158A-C	.CAPACITOR, FIXED, FLE.....	1
6	XDCZZ	38151	E70014S	.GUARD FAN.....	1
7	XDCZZ	38151	A12155-63S	.FAN.....	1
8	XDCZZ	38151	A338758C	.BOLT STUD.....	4
9	XDCZZ	38151	B701	.BRACKET END	1
10	XDCZZ	38151	A-S14143C3	.RELAY, ARMATURE	1
11	XDCZZ	38151	A7848B17	.STATOR SWITCH ASSY	1
12	XDCZZ	38151	A-A17476BA-C	.BEARING, BAEL, ANNULA.....	1
13	XDCZZ	38151	A7848B20	.BRACKET END	1
14	XDCZZ	38151	A-511651-1	.BEARING, BALL, ANNULA	1
15	XDCZZ	38151	A35439-775	.DEVICE CENTRIFUGAL	1
16	XDCZZ	38151	A-F62C35C32	.SHAFT	1
17	XDHZZ	38151	H-CM62181-4	.ROTOR ASSY	1
18	XDCZZ	38151	A-BK32965-1	.WINDING KIT	1
				.BODY ASSY	1

END OF FIGURE

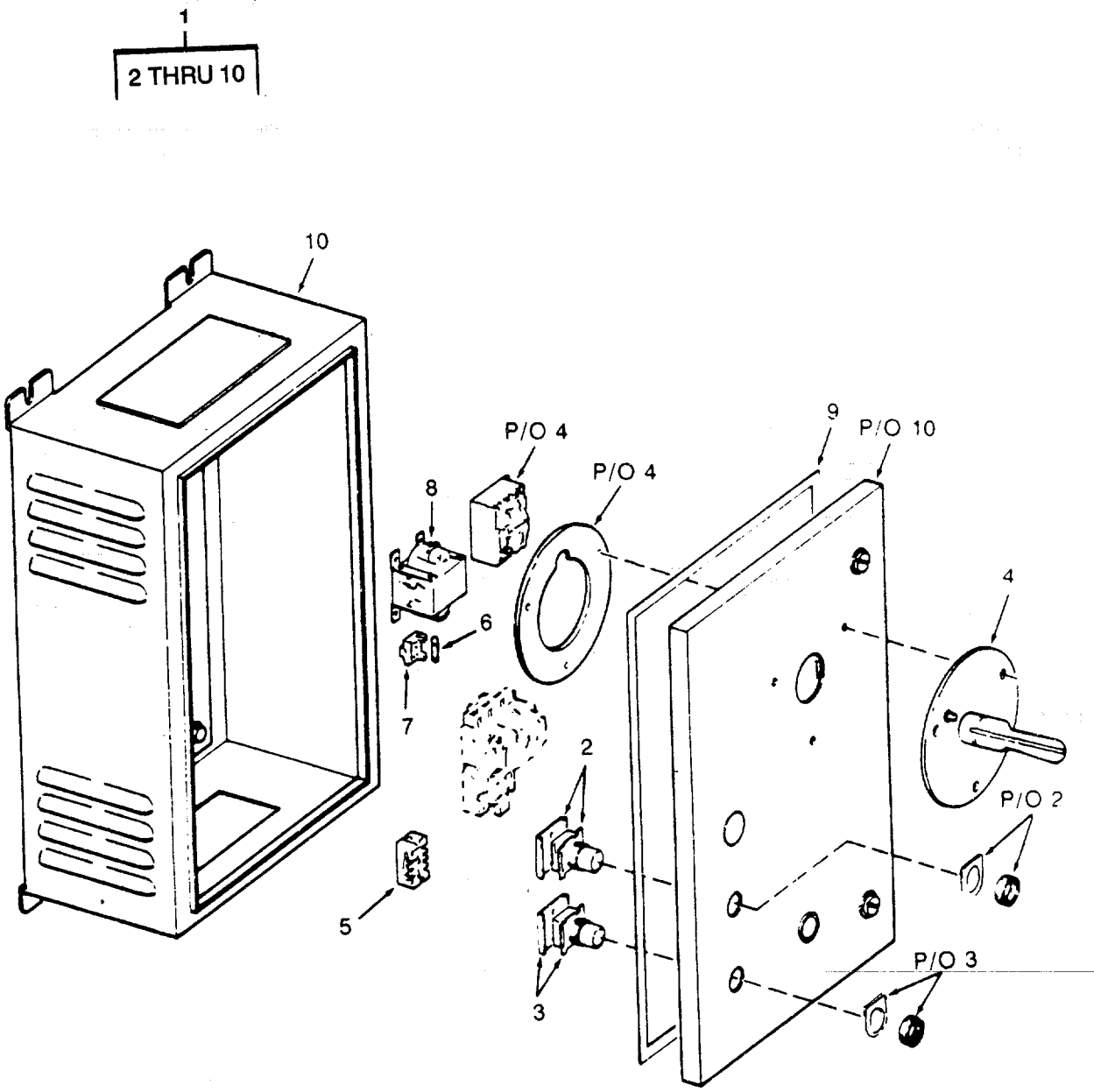


Figure 304. Sewage Pump and Air Pump Controller.

SECTION II

TM 55-1905-219-34P-1

(1) ITEM NO	(2) SMR CODE	(3) CAGEC	(4) PART NUMBER	(5) DESCRIPTION AND USABLE ON CODES(UOC) QTY	(6)
				GROUP 09 PUMP SET	
				FIG. 304 SEWAGE PUMP AND AIR PUMP CONTROLLER	
1	XDCHH	18911	6862H91A1	CONTROLLER AIR PUMP SEE SEWAGE.....	1
				PUMP CONTROLLER FOR BREAKDOWN.....	
1	XDCZZ	18911	6862H91A1	CONTROLLER SEWAGE P U M P.....	2
2	PACZZ	55840	10250T101-1M33	.SWITCH, PUSH INCLUDES ATTACHING	1
				HARDWARE	
3	PACZZ	15605	10250T102-1M34	.SWITCH, PUSH INCLUDES ATTACHING	1
				HARDWARE	
4	XDCZZ	18911	82-2139-2	.DISCONNECT	1
5	XDCZZ	18911	10987H16A	.TERMINAL BLOCK	1
6	PACZZ	81349	F15A250V3A	.FUSE, CARTRIDGE	1
7	XDCZZ	18911	10982H1A	.FUSE BLOCK 1P 30A	1
8	XDCZZ	18911	42-2592-24	.TRANSFORMER 75VA	1
9	XDCZZ	18911	84-23434-2	.GASKET DOOR	1
10	XDCZZ	18911	84-23434	.BOX ELECTRICAL GRAY INCLUDES COVER....	1

END OF FIGURE

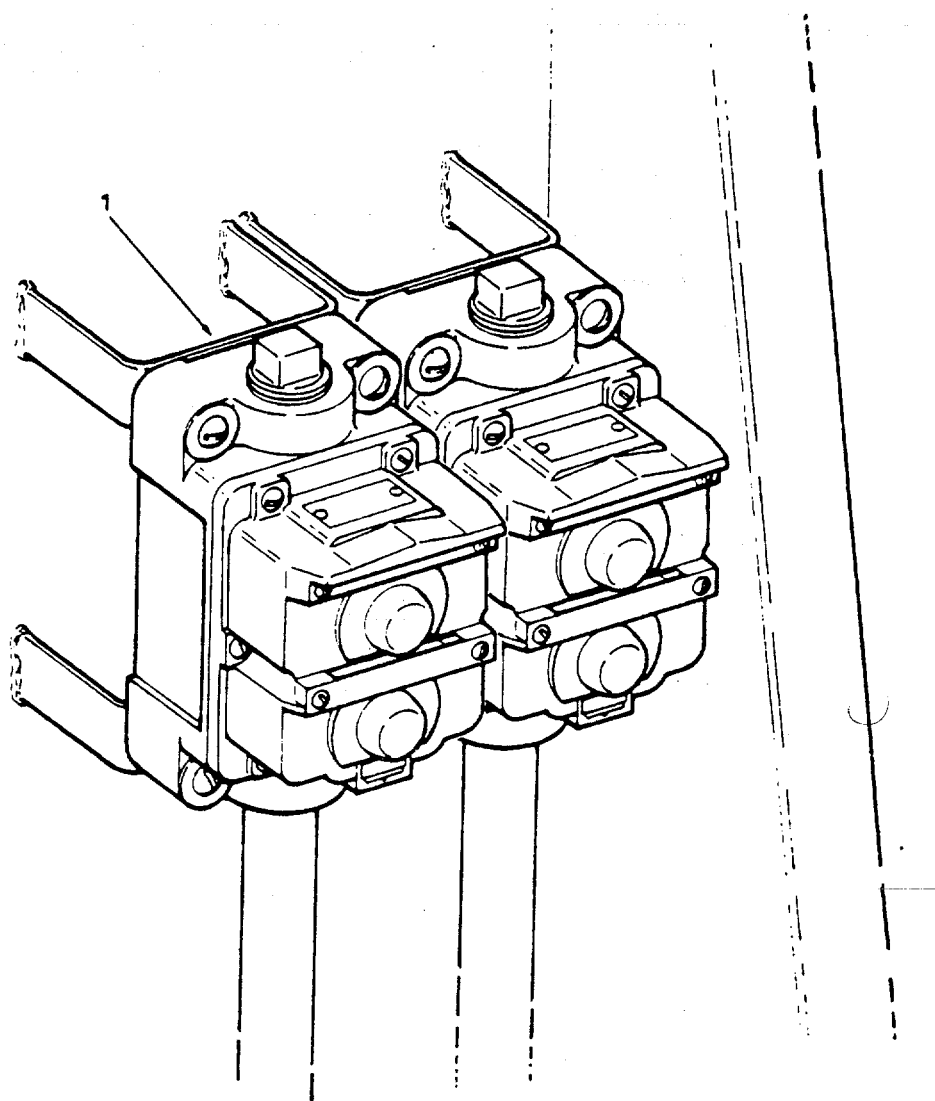


Figure 305. Remote Pushbutton Station.

SECTION II

TM 55-1905-219-34P-1

(1) ITEM NO	(2) SMR CODE	(3) CAGEC	(4) PART NUMBER	(5) DESCRIPTION AND USABLE ON CODES(UOC) QTY	(6)
				GROUP 09 PUMP SET	
				FIG. 305 REMOTE PUSHBUTTON STATION	
1	XDCZZ	18911	6881ED102-2	.PUSHBUTTON REMOTE	2
				END OF FIGURE	

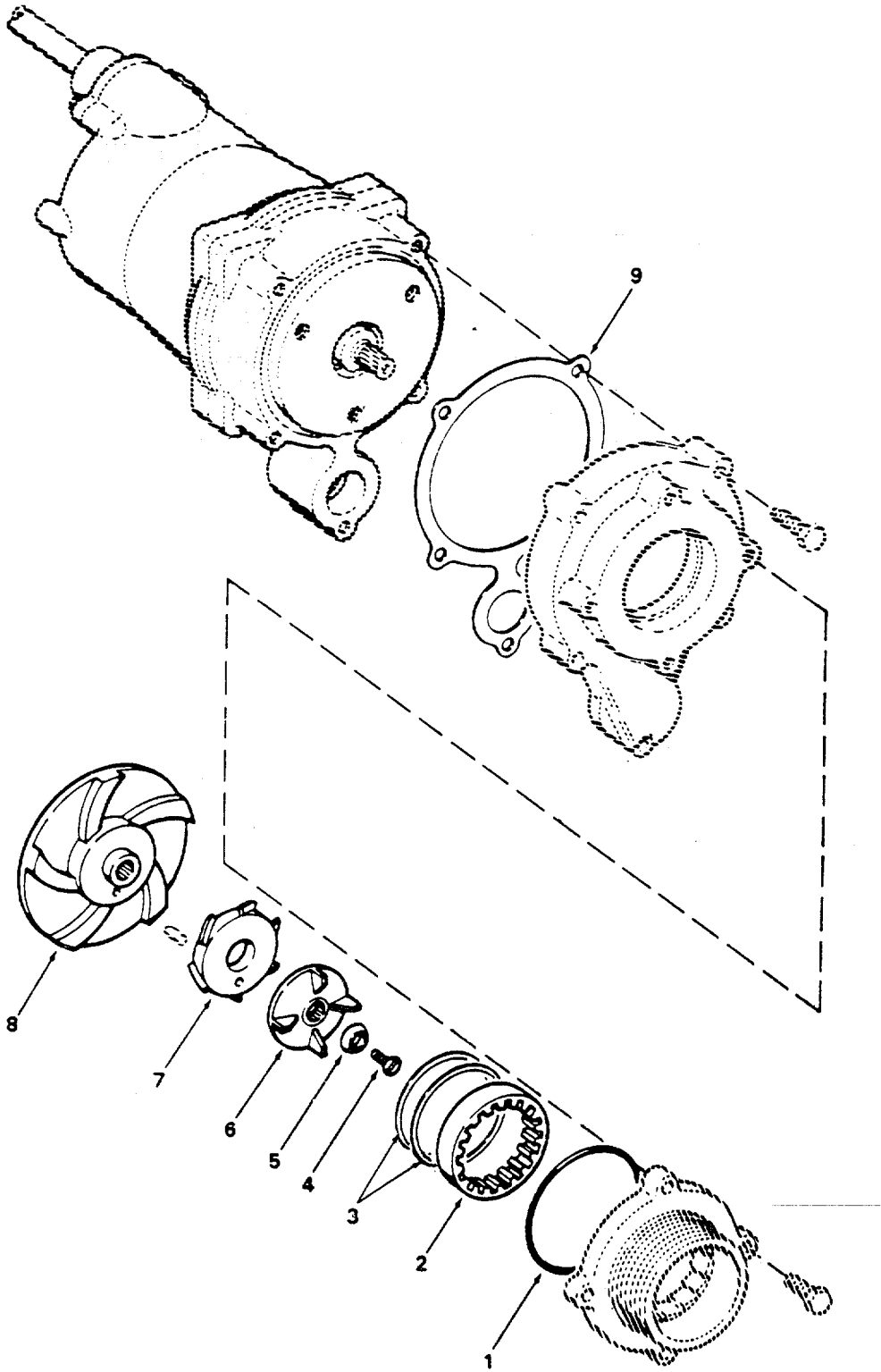


Figure 306. Macerator/Transfer Pump.

SECTION II

TM 55-1905-219-34P-1

(1) ITEM NO	(2) SMR CODE	(3) CAGEC	(4) PART NUMBER	(5) DESCRIPTION AND USABLE ON CODES(UOC)	(6) QTY
GROUP 09 PUMP SET					
FIG. 306 MACERATOR/TRANSFER PUMP					
	XDCHH	7Y461	SPG 200-M4	MACERATOR/TRANSFER	2
1	PACZZ	19190	1-31-11422	.PACKING, PREFORMED.....	1
2	XDCZZ	19190	1-23-11423	.CUTTER RING	1
3	XDCZZ	19190	1-39-15399	.SHIMS	5
4	XDCZZ	19190	1-26-15401	.SCREW FLAT HEAD	1
5	XDCZZ	19190	1-26-15400	.WASHER RETAINER	1
6	XDCZZ	19190	1-23-11954	.CUTTER RADIAL	1
7	XDCZZ	19190	1-23-11425	.CUTTER AXIAL	1
8	XDCZZ	19190	1-23-11424	.IMPELLER PUMP	1
9	XDCZZ	19190	1-25-15757	.GASKET..	1

ND OF FIGURE

31
32 THRU 54

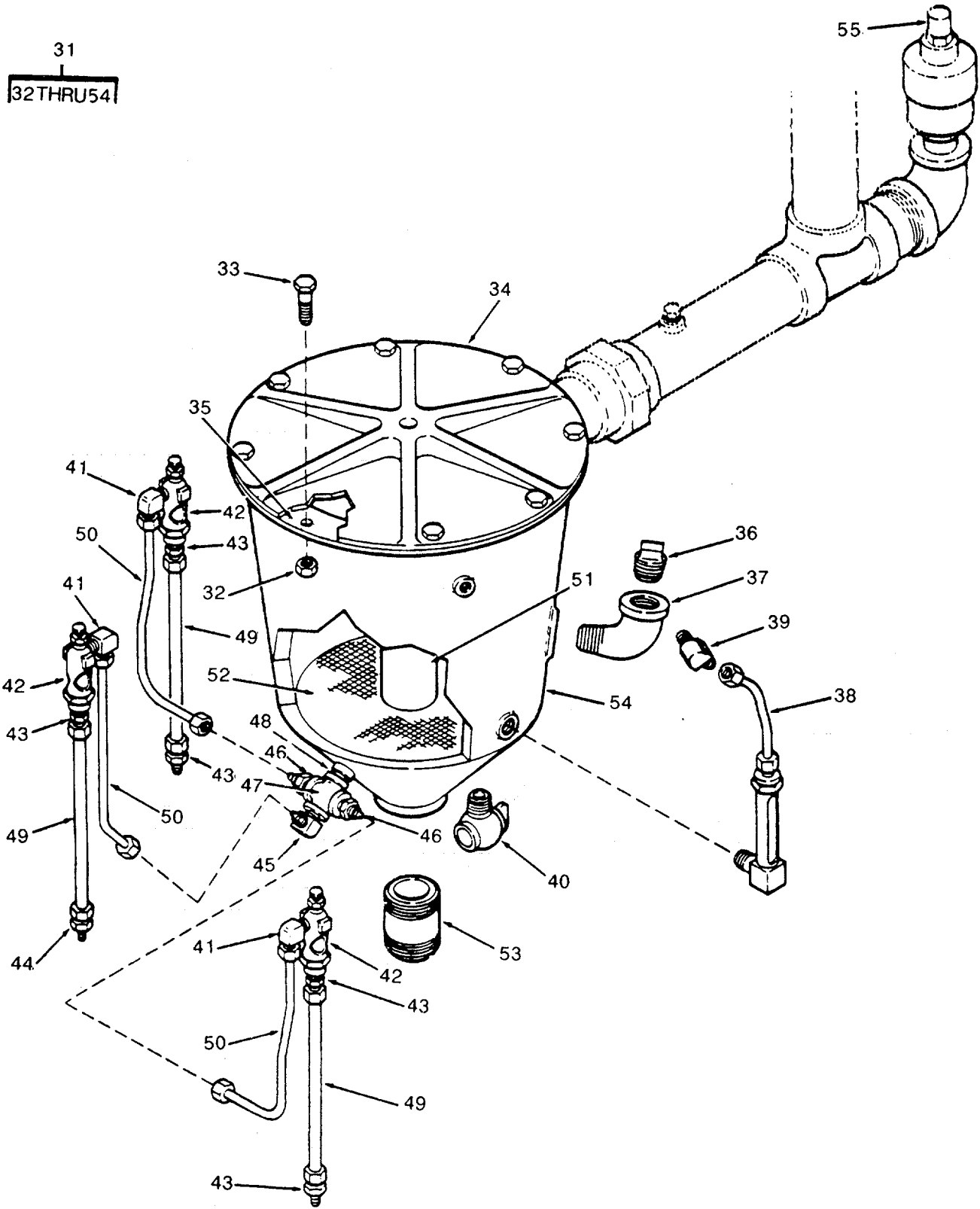


Figure 307. Sewage Air Pump (Sheet 2 of 2).

SECTION II

TM 55-1905-219-34P-1

(1) ITEM NO	(2) SMR CODE	(3) CAGEC	(4) PART NUMBER	(5) DESCRIPTION AND USABLE ON CODES(UOC)	(6) QTY
GROUP 09 PUMP SET					
FIG. 307 SEWAGE AIR PUMP					
	XDCHH	51034	4V0400FC1	PUMP SEWAGE AIR	1
1	XDCZZ	51034	L84146	..FILTER ASSEMBLY	1
2	XDCZZ	51034	L84121	..JAR	1
3	PACZZ	51034	L84067	..PUMPING UNIT VACUUM	1
4	XDCZZ	51034	L84131	..HOLDER BAG	1
5	XDCZZ	51034	L17218	..NIPPLE.....	1
6	PACZZ	51034	L31038	..GASKET	1
7	XDCZZ	51034	L14072	..TOP METAL	1
8	XDCZZ	51034	L17230	..NIPPLE INTAKE	1
9	XDCZZ	51034	L23255	..SCREW HEX HD	4
10	XDCZZ	51034	L23308	..WASHER LOCK	4
11	XDCZZ	51034	L09003	..BASE	1
12	XDCZZ	51034	L23088	..KEY SQUARE.....	1
13	XDCZZ	51034	L23197	..SCREW SOCKET HEAD	8
14	XDCZZ	51034	L07041	..HOUSING SEAL.....	1
15	PACZZ	51034	L22005	..SEAL, PLAIN ENCASED.....	1
16	PACZZ	51034	L21001	..BEARING.....	1
17	XDCZZ	51034	L23230	..SCREW HEX HEAD	16
18	XDCZZ	51034	L23280	..PIN DOWEL.....	4
19	XDCZZ	51034	L02015	..CYLINDER HEAD SHAFT	1
20	XDCZZ	51034	L07006	..CAP END	1
21	XDCZZ	51034	L23219	..SCREW LOCK	1
22	XDCZZ	51034	L10107	..WASHER BEARING	1
23	XDCZZ	51034	L10374	..SHIM .002	V
23	XDCZZ	51034	L10376	..SHIM .005	V
24	PACZZ	51034	L21006	..BEARING	1
25	XDCZZ	51034	L02031	..CYLINDER HEAD BLIND	1
26	XDCZZ	51034	L17345	..BUSHING REDUCING	1
27	XDCZZ	51034	L23000	..RING RETAINING	1
28	XDCZZ	51034	L05047	..ROTOR AND SHAFT	1
29	PACZZ	51034	L06118	..VANE, PUMP ROTARY	4
30	XDCZZ	51034	L01009	..BODY PUMP	1
31	XDCZZ	51034	L26402	..OILING SYSTEM ASSY	1
32	XDCZZ	51034	L23140	..NUT HEX	8
33	XDCZZ	51034	L23230	..SCREW HEX HEAD	8
34	XDCZZ	51034	L56078	..COVER.....	1
35	PACZZ	51034	L31021	..GASKET	1
36	XDCZZ	51034	L17306	..PLUG PIPE 1/2 NPT.....	1
37	PACZZ	96906	MS39230-4	..ELBOW, PIPE	1
38	XDCZZ	51034	L23121	..GAUGE OIL	1
39	XDCZZ	51034	L17388	..ELBOW COMPRESSOR	1
40	XDCZZ	51034	L17437	..COCK DRAIN	1
41	XDCZZ	51034	L17392	..ELBOW COMPRESSOR	3
42	XDCZZ	51034	L10232	..VALVE SIGHT	3
43	XDCZZ	51034	L17368	..CONNECTOR	5
44	XDCZZ	51034	L17365	..CONNECTOR.....	1
45	XDCZZ	51034	L17375	..ELBOW COMPRESSOR	1
46	XDCZZ	51034	L17361	..CONNECTOR	2

307-1

SECTION II

TM 55-1905-219-34P-1

(1) ITEM NO	(2) SMR CODE	(3) CAGEC	(4) PART NUMBER	(5) DESCRIPTION AND USABLE ON CODES(UOC)	(6) QTY
47	XDCZZ	51034	L17058	..CROSS 1/8NPT	1
48	PACZZ	96906	MS51953-1	..NIPPLE, PIPE	1
49	XDCZZ	51034	L17433	..TUBE COPPER 3/8.	3
50	XDCZZ	51034	L17432	..TUBE 1/4 COPPER	3
51	XDCZZ	51034	L17243	..TUBE OIL	1
52	XDCZZ	51034	L60002	..SCREEN.....	1
53	PACZZ	96906	MS51953-80	..NI PPLE, PIPE	1
54	XDCZZ	51034	L56083	..TANK	1
55	XDCZZ	51034	L14147	..VALVE SPRING TYPE	1

END OF FIGURE

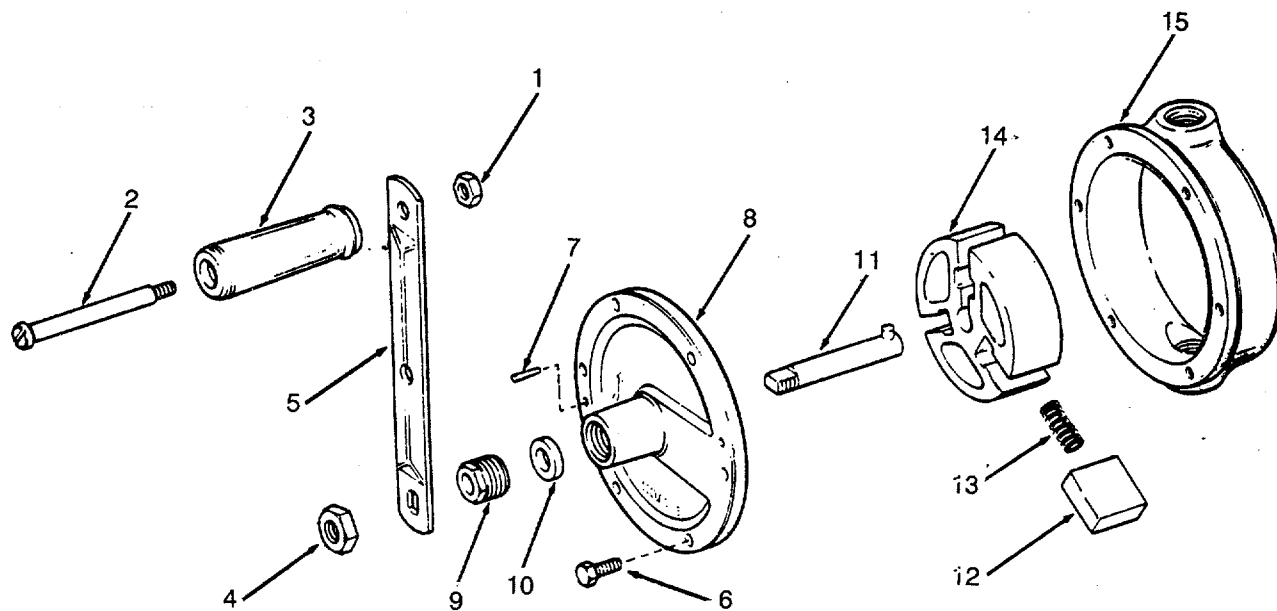


Figure 308. Lube Oil Transfer Pump

SECTION II

TM 55-1905-219-34P-1

(1) ITEM NO	(2) SMR CODE	(3) CAGEC	(4) PART NUMBER	(5) DESCRIPTION AND USABLE ON CODES(UOC)	(6) QTY
GROUP 09 PUMP SET					
FIG. 308 LUBE OIL TRANSFER PUMP					
	PACOO	61178	F152	DISPENSING PUMP, HAN	1
1	XDCZZ	07524	922946	.NUT LOCK PUMP GRIP	1
2	XDCZZ	07524	700898	.PIN GRIP PUMP	1
3	XDCZZ	07524	700119	.GRIP, HANDLE	1
4	XDCZZ	07524	922426	.NUT SHAFT	1
5	XDCZZ	07524	700466	.CRANK STEEL PUMP	1
6	XDCZZ	07524	920151	.SCREW CAP PUMP HEAD.....	8
7	XDCZZ	07524	930058	.PIN GROOVE	2
8	XDCZZ	07524	030415	.HEAD PUMP LUBE OIL	1
9	XDCZZ	07524	140107	.NUT PACKING STEEL	1
10	PACZZ	07524	300105	.PACKING, PREFORMED	1
11	XDCZZ	07524	210109	.SHAFT AND PIN HAND	1
12	PACZZ	07524	090405	.VANE, PUMP, ROTARY	3
13	PACZZ	07524	110401	.SPRING.HELICAL COMP	3
14	PACZZ	07524	200421	.ROTOR	1
15	XDCZZ	07524	020405	.CYLINDER PUMP LUBE	1

END OF FIGURE

1
2 THRU 5

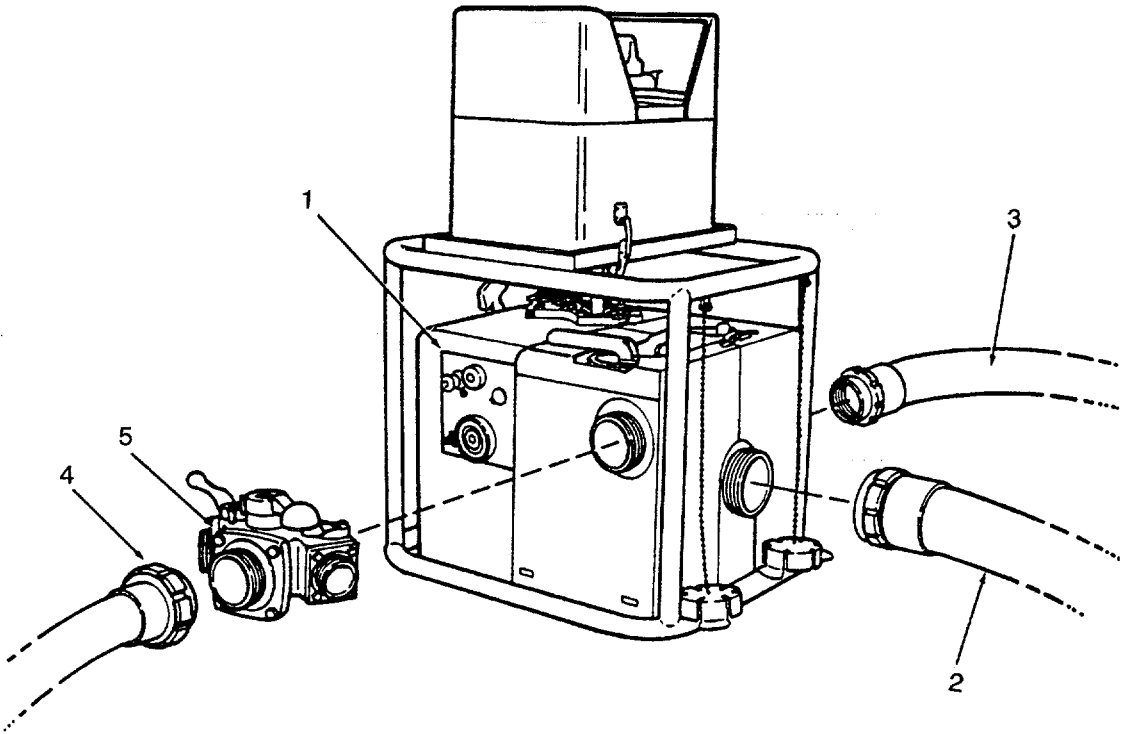


Figure 309. Portable Fire Pump

SECTION II

TM 55-1905-219-34P-1

(1) ITEM NO	(2) SMR CODE	(3) CAGEC	(4) PART NUMBER	(5) DESCRIPTION AND USABLE ON CODES(UOC)	(6) QTY
				GROUP 09 PUMP SET	
				FIG. 309 PORTABLE FIRE PUMP	
1	PBCFH	26840	545-2150-00-0	PUMP UNIT, CENTRIFUG 250 GPM W/ SUCTION AND DISCHARGE HOSES, COUPLINGS, ADAPTERS AND WHEN UNREPAIRABLE-REPLACE WITH P/N XPE5101 FSCM81884	1
2	PCCZO	80256	592223	.HOSE ASSEMBLY, NONME	3
3	PACZZ	80G56	592224	.HOSE ASSEMBLY, NONME	1
4	PACZZ	80256	592230	. REDUCER, HOSE	1
5	PACZZ	80256	592238	.VALVE, PLUG.....	1

END OF FIGURE

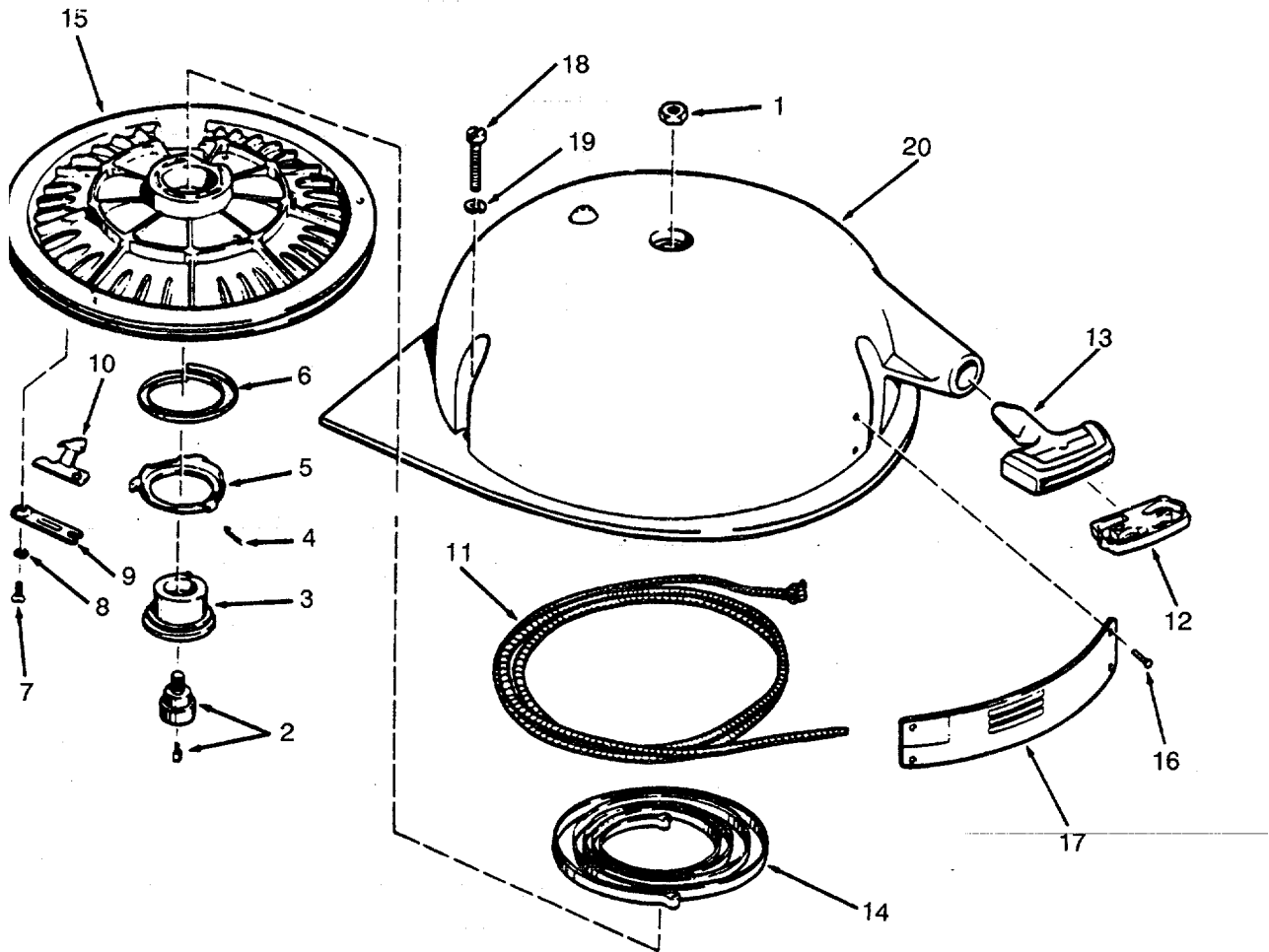


Figure 310. Portable Fire Pump - Starter Assembly

SECTION II

TM 55-1905-219-34P-1

(1) ITEM NO	(2) SMR CODE	(3) CAGEC	(4) PART NUMBER	(5) DESCRIPTION AND USABLE ON CODES(UOC)	(6) QTY
GROUP 09 PUMP SET					
FIG. 310 PORTABLE FIRE PUMP-STARTER ASSEMBLY					
1	XDCZZ	80256	552962	.NUT SPINDLE SCREW	1
2	PACZZ	80256	375898	.HOLDER, ELECTRICAL C	1
3	PACZZ	80256	276643	.SPINDLE AND PIN ASS.....	1
4	XDCZZ	80256	202155	.SPRING EQUALIZER	3
5	XDCZZ	80256	202114	.CUP EQUALIZER	1
6	XDCZZ	80256	302222	.SPRING, SPIRAL, TORSI	1
7	XDCZZ	80256	306532	.SCREW RETAINER	3
8	XDCZZ	80256	306528	.WASHER LOCK	3
9	XDCZZ	80256	202317	.RETAINER STARTER	1
10	XDCZZ	80256	202470	.PAWL STARTER	1
11	XDCZZ	80256	304096	.ROPE STARTER SOLD IN 100 FT. ROLL	1
12	PACZZ	80256	304325	.ANCHOR, HANDLE.....	1
13	XDCZZ	80256	304361	.HANDLE, STARTER ROPE	1
14	PACZZ	80256	375836	.SPRING, SPIRAL, TORSI	1
15	XDCZZ	96600	376434	.PULLEY, ENGINE START	1
16	XDCZZ	80256	553053	.RIVET	4
17	XDCZZ	80256	553100	.NAMEPLATE	1
18	XDCZZ	80256	306446	.SCREW	3
19	PACZZ	80256	302290	.WASHER, LOCK	3
20	XDCZZ	80256	592135	.HOUSING STARTER	1

END OF FIGURE

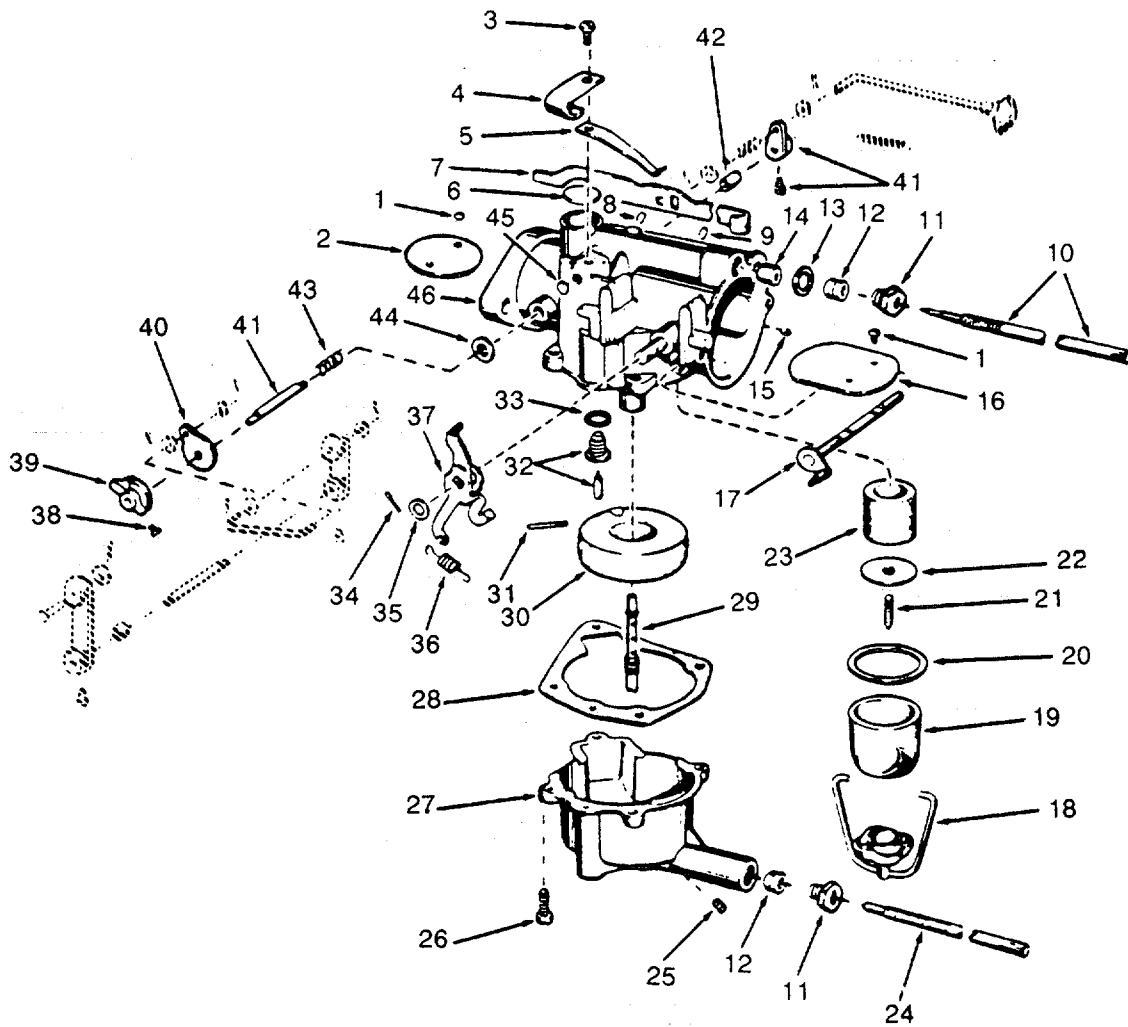


Figure 311. Portable Fire Pump - Carburetor Assembly

SECTION II

TM 55-1905-219-34P-1

(1) ITEM NO	(2) SMR CODE	(3) CAGEC	(4) PART NUMBER	(5) DESCRIPTION AND USABLE ON CODES(UOC)	(6) QTY
GROUP 09 PUMP SET					
FIG. 311 PORTABLE FIRE PUMP- CABURETOR ASSEMBLY					
	XDCZZ	32195	592147	..CARBURETOR, FLOAT	1
1	XDCZZ	80256	303760	..SCREW	4
2	XDCZZ	80256	302828	..PLATE, THROTTLE, CARB	1
3	XDCZZ	80256	306479	..SCREW CH0(OX CONTROL	1
4	XDCZZ	80256	302792	..SPRING.CHOKE CONTRO	1
5	PBCZZ	80256	302722	..SPRING CHOKE ROD	1
6	XDCZZ	80256	306392	..PLUG CARBURETOR	1
7	XDCZZ	80256	302726	..CONTROL ROD	1
8	XDCZZ	80256	301732	..PLUG CARBURETOR	1
9	XDCZZ	80256	304105	..PLUG CARBURETOR	2
10	PACZZ	80256	552922	..NEEDLE VALVE, CARBUR	1
11	XDCZZ	80256	300179	..NUT PACKING	2
12	PACZZ	80256	307583	..PACKING, PREFORMED	6
13	XDCZZ	80256	306027	..WASHER	1
14	PACZZ	80256	303939	..BUSHING	1
15	XDCZZ	80256	307548	..PLUG CARBURETOR	2
16	XDCZZ	80256	302674	..VALVE CHOKE	1
17	XDCZZ	80256	376256	..ARM, THROTTLE PLATE	1
18	XDCZZ	80256	377600	..BAIL, SEDIMENT BOWL	1
19	PACZZ	32195	303967	..BOWL, SEDIMENT.	1
20	PACZZ	32195	302675	..GASKET	1
21	PBCZZ	80256	304522	..STUD, PLAIN	1
22	XDCZZ	80256	304523	..HUT.PLA IN, KNURLED.	1
23	PACZZ	90005	06R016-016	..FILTER ELEMENT, FLUI	1
24	XDCZZ	80256	552921	..NEEDLE, VALVE	1
25	XDCZZ	80256	303041	..SCREW FLOAT CHAMBER	1
26	XDCZZ	80256	306357	..SCREW CARBURETOR	4
27	XDCZZ	80256	304032	..CHAMB ER, CARBURETOR	1
28	PACZZ	80256	303750	..GASKET	2
29	XDCZZ	80256	304212	..NOZZLE, CARBURETOR.	1
30	PACZZ	32195	382052	..PARTS KIT, CARBURETO	1
31	XDCZZ	80256	302661	..PIN HINGE	2
32	PBCZZ	32195	382052	..PARTS KIT, CARBURETO SEAT	1
33	XDCZZ	80256	301996	..WASHER NONMETALLIC	1
34	XDCZZ	80256	306463	..PIN COTTER	1
35	XDCZZ	80256	307596	..WASHER BELL CRANK	1
36	PACZZ	80256	304111	..SPRING, HELICAL, EXTE	1
37	PACZZ	80256	376258	..BELL CRANK AND PI N	1
38	PACZZ	80256	552919	..SETSCREW.	1
39	XDCZZ	80256	552917	..FRICTION COLLAR, CAR	1
40	XDCZZ	80256	553529	..PLATE DRIVE	1
41	XDCZZ	80256	592148	..CONTROL ROD	1
42	XDCZZ	80256	552918	..SPACER, SLEEVE	1
43	XDCZZ	80256	552920	..SPRING HELICAL	1
44	XDCZZ	80256	552783	..WASHER	2
45	XDCZZ	80256	303962	..PLUG CORE	1
46	XDCZZ	80256	592133	..BODY, CARBURETOR	1

END OF FIGURE

311-1

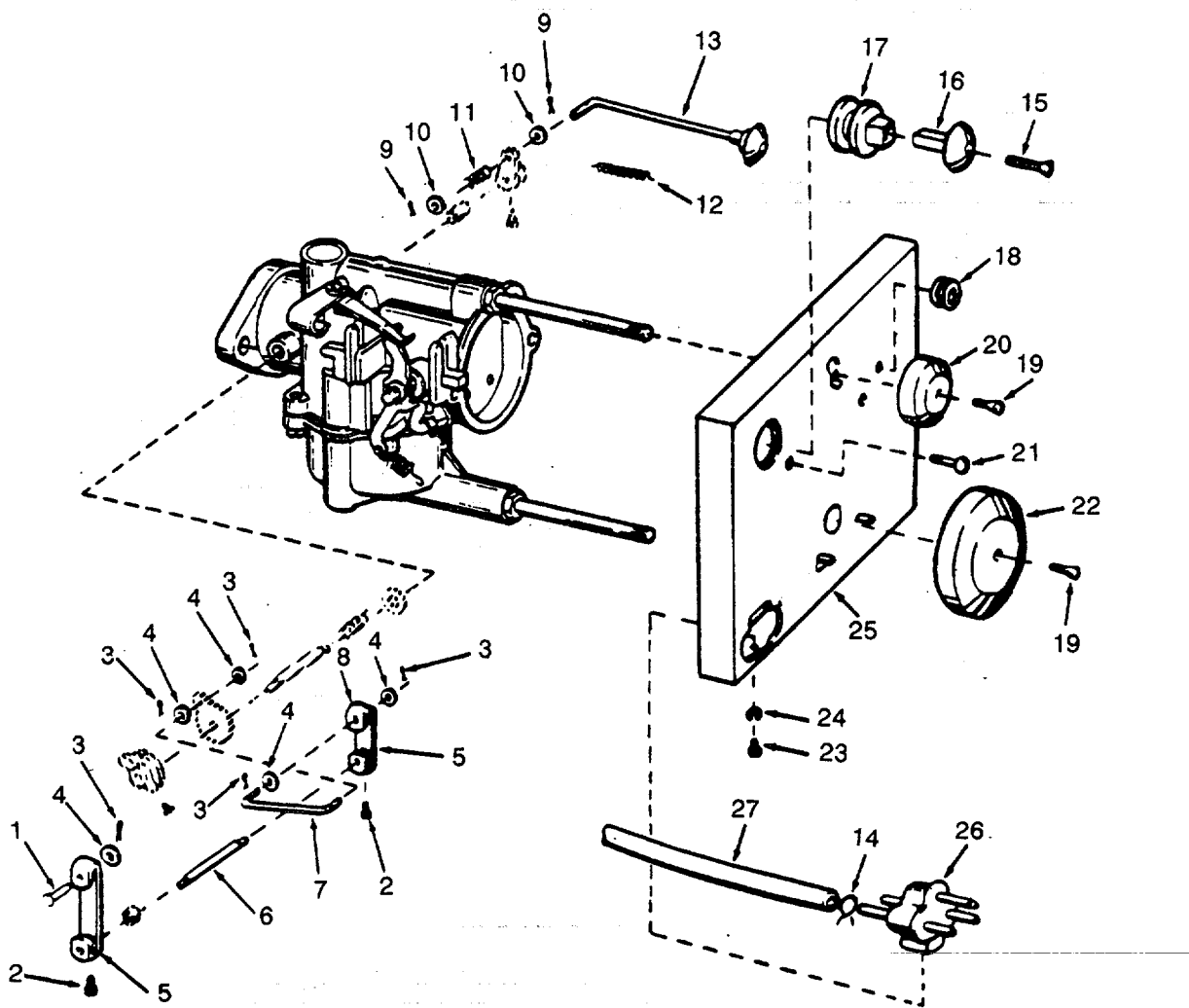


Figure 312. Portable Fire Pump - Carburetor Linkage, Control Panel and Manifold (Sheet 1 of 2)

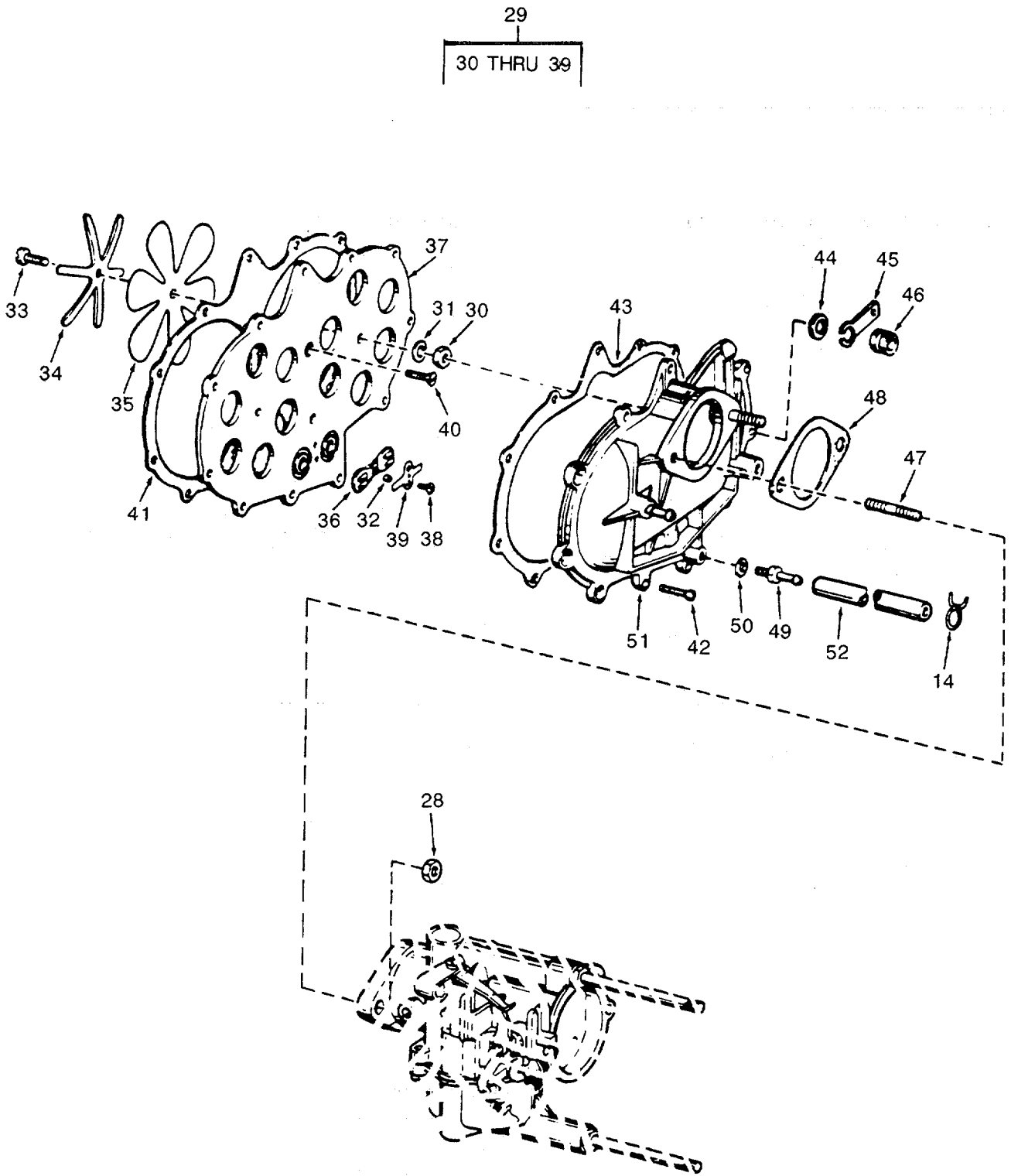


Figure 312. Portable Fire Pump - Carburetor Linkage, Control Panel and Manifold (Sheet 2 of 2)

(1) ITEM NO	(2) SMR CODE	(3) CAGEC	(4) PART NUMBER	(5) DESCRIPTION AND USABLE ON CODES(UOC)	(6) QTY
GROUP 09 PUMP SET					
FIG. 312 PORTABLE FIRE PUMP- CARBURETOR OR LINKAGE, CONTROL PANEL AND MANIFOLD					
1	PACZZ	80256	302038	.PIN, STRAIGHT	1
2	XDCZZ	80256	316070	.SCREW LEVER	2
3	XDCZZ	80256	301912	.PIN COTTER	5
4	XDCZZ	80256	306554	.WASHER FLAT	5
5	XDCZZ	80256	552983	.LEVER, PLATE ROD	1
6	PACZZ	80256	552961	.CONTROL ROD	1
7	XDCZZ	80256	552985	CONNECTING LINK, RIG	1
8	XDCZZ	80256	552982	.LEVER, REMOTE CONTRO	1
9	XDCZZ	80256	306387	.PIN, COTTER	2
10	XDCZZ	80256	553541	WASHER, FLAT	2
11	XDCZZ	80256	552964	.SPRING STOP BUTTON	1
12	XDCZZ	80256	301898	.SPRING	1
13	XDCZZ	80256	592156	.BUTTON, AND ROD	1
14	PACZZ	80256	302647	.CLAMP, HOSE	4
15	XDCZZ	80256	552986	.SCREW, MACHINE	1
16	XDCZZ	80256	552967	.KNOB CHOKE CONTROL	1
17	PACZZ	80256	302759	.GROMMET, NONMETALLIC	1
18	XDCZZ	80256	552966	.GROMMET STOP BUTTO N	1
19	XDCZZ	80256	551517	.SCREW ADJUSTING	2
20	XDCZZ	80256	302766	.KNOB ADJUSTING SLO W	1
21	XDCZZ	80256	551705	.SCREW CONTROL PANEL	2
22	XDCZZ	80256	302767	.KNOB	1
23	XDCZZ	80256	302416	.SCREW PANEL TO FUEL	1
24	PACZZ	80256	302290	.WASHER, LOCK	1
25	XDCZZ	80256	552965	.PANEL CONTROL	1
26	PACZZ	80256	375788	.BODY ASSEMBLY, FUEL	1
27	XDCZZ	80256	302657	.HOSE FUEL	2
28	XDCZZ	80256	306422	.NUT	2
29	XDCZZ	80256	376488	.PLATE ASSY	1
30	XDCZZ	80256	306566	..NUT	2
31	XDCZZ	80256	306546	..WASHER, LOCK	2
32	XDCZZ	80256	302046	..SPACERSLEEVE	2
33	XDCZZ	80256	301858	..SCREW LEAF	2
34	XDCZZ	80R56	303732	..STOP LEAF	2
35	XDCZZ	80256	303731	..LEAF CARBURETOR.....	2
36	XDCZZ	80256	302042	..VALVE CHECK.....	1
37	XDCZZ	80256	304234	..LEAF PLATE.....	1
38	XDCZZ	80256	306402	..SCREW, MACHINE.....	2
39	XDCZZ	80256	302048	..SPRING CHECK VALVE.....	1
40	XDCZZ	80256	302104	..SCREW, MACHINE	1
41	PCCZZ	80256	304262	.GASKET	1
42	XDCZZ	80256	302342	.SCREW MANIFOLD	12
43	PCCZZ	80256	304261	.GASKET	1
44	XDCZZ	80256	303701	.WASHER LOCK	1
45	XDCZZ	80256	553747	.SUPPORT	1
46	XDCZZ	80256	553075	.GROMMET	1

SECTION II

TM 55-1905-219-34P-1

(1) ITEM NO	(2) SMR CODE	(3) CAGEC	(4) PART NUMBER	(5) DESCRIPTION AND USABLE ON CODES(UOC)	(6) QTY
47	XDCZZ	80256	302822	.STUD MANIFOLD	2
48	XDCZZ	80256	302598	.GASKET MANIFOLD	1
49	XDCZZ	80256	301820	.ADAPTER, STRAIGHT, TU	1
50	XDCZZ	80256	301819	.WASHER, FLAT	1
51	XDCZZ	80256	592222	.MANIFOLD AND SHAFT	1
52	XDCZZ	80256	203286	.HOSE CONNECTOR TO	1

END OF FIGURE

SECTION II

TM 55-1905-219-34P-1

(1) ITEM NO	(2) SMR CODE	(3) CAGEC	(4) PART NUMBER	(5) DESCRIPTION AND USABLE ON CODES(UOC)	(6) QTY
GROUP 09 PUMP SET					
FIG. 313 PORTABLE FIRE PUMP-FUEL TANK ASSEMBLY					
	PACFF	80256	592220	..TANK ASSY, GASOLINE	1
1	XDCZZ	80256	553098	..HOSE TANK TO ENGINE	1
2	PACZZ	80256	301822	..CLAM P , HOSE	4
3	XDCZZ	80256	306357	..SCREW LOWER	12
4	XDCZZ	80256	302570	..HANDLE, FUEL TANK	1
5	XDCZZ	80256	301834	..CAP FILLER	1
6	PCCZZ	80256	301835	..WASHER, FLAT	1
7	XDCZZ	80256	302560	..PLATE FILLER CAP	1
8	XDCZZ	80256	301827	..SCREW FILLER CAP	1
9	XDCZZ	80256	306372	..PIN COTTER	1
10	XDCZZ	80256	301838	..CHAIN FILLER CAP	1
11	XDCZZ	80256	304137	..SCREW, ASSEMBLED WAS	8
12	XDCZZ	80256	375587	..HOUSING ASSEMBLY	1
13	XDCZZ	80256	305713	..BUTTON PUSH FUEL	1
14	PCCZZ	80256	302571	..WASHER, FLAT	1
15	XDCZZ	80256	302568	..GLASS GAS TANK	1
16	XDCZZ	80256	301802	..VALVE DISC	1
17	PACZZ	80256	305715	..DIAPHRAGM, PUMP	1
18	XDCZZ	80256	302135	..SPRING	1
19	XDCZZ	80256	302137	..WASHER	1
20	PACZZ	80256	302136	..DISK, VALVE	1
21	XDCZZ	80256	305714	..SUPPORT	1
22	XDCZZ	80256	301803	..SPRING HELI CAL	1
23	XDCZZ	80256	305821	..PIN INDICATOR	1
24	XDCZZ	80256	302555	..HOUSING, FUEL TANK	1
25	XDCZZ	80256	375778	..INDICATOR ASSY	1
26	XDCZZ	80256	302559	..FLOAT, INDICATOR	1
27	XDCZZ	80256	375776	..VALVE ASSY FOOTGAS	2
28	XDCZZ	80256	132691	..NUT GAS LINE	1
29	XDCZZ	80256	306344	..SLEEVE, COMPRESSION	1
30	XDCZZ	80256	306492	..SCREW MACHINE	2
31	PACZZ	80256	302557	..GASKET	1
32	XDCZZ	80256	305356	..PLATE, SUPPORT, GAS T	1
33	XDCZZ	80256	592£19	..TANK GAS	1

END OF FIGURE

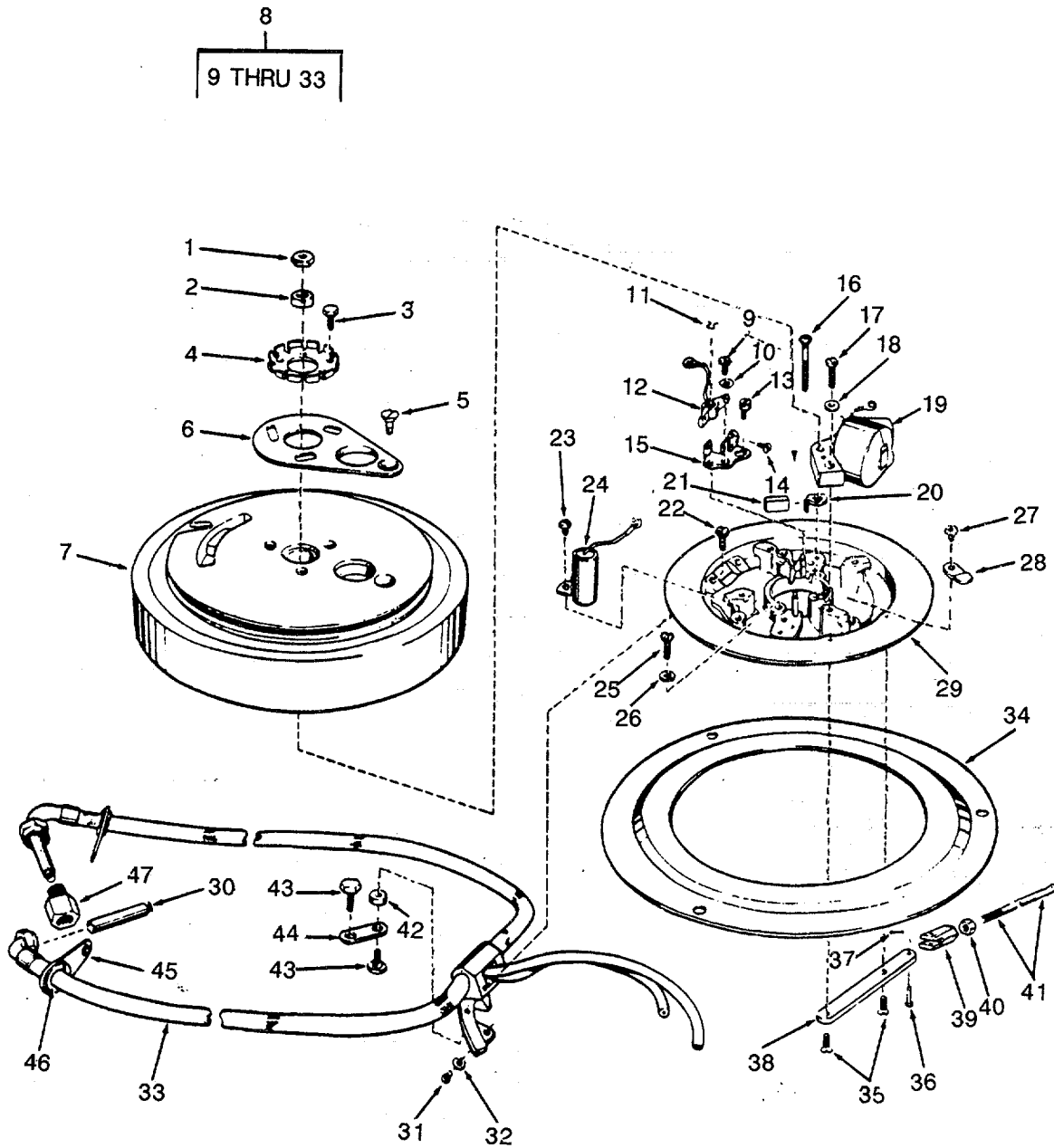


Figure 314. Portable Fire Pump - Magneto Assembly

SECTION II

TM 55-1905-219-34P-1

(1) ITEM NO	(2) SMR CODE	(3) CAGEC	(4) PART NUMBER	(5) DESCRIPTION AND USABLE ON CODES(UOC)	(6) QTY
GROUP 09 PUMP SET					
FIG. 314 PORTABLE FIRE PUMP-MAGNETO ASSEMBLY					
1	XDCZZ	80256	375907	..NUT AND CAP ASSY	1
2	PACZZ	80256	553080	..NUT	1
3	XDCZZ	80256	302468	..SCREW RATCHET	3
4	PACZZ	80256	202111	..RATCHET WHEEL	1
5	XDCZZ	80256	510293	..SCREW COVER	1
6	XDCZZ	80256	510292	..COVER, ACCESS, FLYWHE	1
7	XDCZZ	80256	580239	..FLYWHEEL ASSY.....	1
8	XDCZZ	80256	580236	..PLATE ASSEMBLY	1
9	XDCZZ	80256	303212	..SCREW	2
10	XDCZZ	80256	510208	..WASHER FLAT	2
11	XDCZZ	80256	307594	..CLIP SPRING	1
12	XDCZZ	80256	580157	..ARM ASSEMBLY	2
13	PACZZ	80256	510185	..SCREW, MACHINE	2
14	PACZZ	80256	510194	..SCREW, MACHINE.....	2
15	XDCZZ	80256	580154	..BASE ASSEMBLY.....	2
16	PACZZ	32195	510404	..SCREW, MACHINE.....	2
17	XDCZZ	80256	309483	..SCREW	4
18	XDCZZ	80256	306547	..WASHER FLAT	2
19	PACZZ	80256	580197	..COIL, MAGNETO	1
20	XDCZZ	80256	302951	..CLIP, OILER WICK, MAG	1
21	XDCZZ	80256	510189	..WICK OILER.....	1
22	XDCZZ	80256	302948	..SCREW	2
23	PACZZ	80256	307019	..SCREW, ASSEMBLED WAS	4
24	XDCZZ	80256	580487	..CAPACITOR, FIXED, PAP	2
25	XDCZZ	80256	310350	..SCREW ARMATURE	2
26	XDCZZ	80256	306311	..WASHER LOCK	2
27	XDCZZ	80256	303737	..SCREW, ASSEMBLED WAS	1
28	XDCZZ	80256	302952	..CLAMP LEAD	3
29	PACZZ	80256	580237	..PLATE, IGNITION CONT	1
30	XDCZZ	80256	375901	..RESISTOR	2
31	PACZZ	80256	302812	..SCREW, MACHINE	1
32	PACZZ	80256	301736	..WASHER, LOCK	1
33	PACZZ	80256	580238	..WIRING HARNESS	1
34	XDCZZ	80256	552984	..SHIELD.....	1
35	XDCZZ	80256	302104	..SCREW ARMATURE	2
36	XDCZZ	80256	302038	..PIN, STRAIGHT, HEADED	1
37	XDCZZ	80256	301912	..PIN COTTER	1
38	XDCZZ	80256	552890	..ARM ARMATURE PLATE	1
39	XDCZZ	80256	302039	..CLEVIS, ROD END	1
40	XDCZZ	80256	306338	..NUT CLEVIS LOCK	1
41	PACZZ	80256	552960	..PIN, STRAIGHT, THREAD	1
42	XDCZZ	80256	552974	..SPACER	1
43	PACZZ	80256	552973	..BOLT, SHOULDER	2
44	XDCZZ	80256	552974	..LINK	1
45	XDCZZ	80256	553040	..ANCHOR LEAD	2
46	XDCZZ	80256	553553	..GROMMET	2
47	XDCZZ	80256	302940	..COUPLING SPARKPLUG	2

END OF FIGURE

314-1

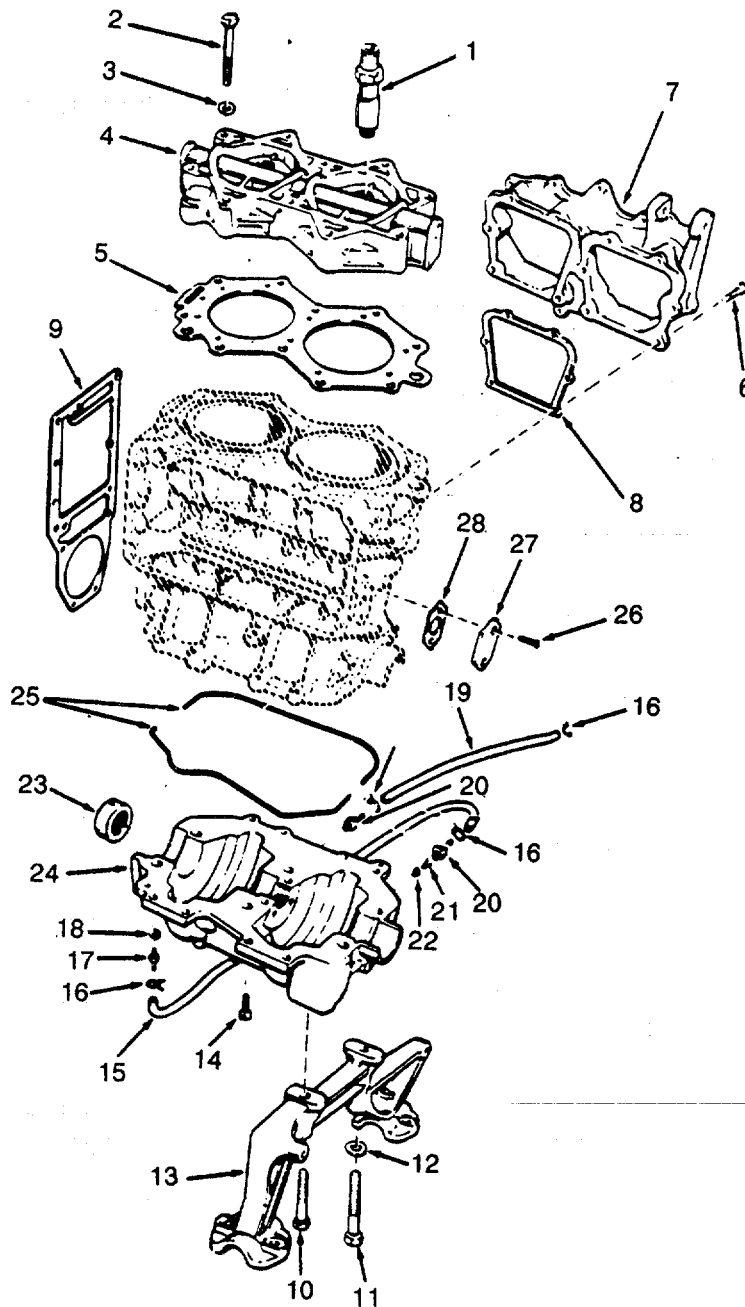


Figure 315. Portable Fire Pump - Power Head and Receiver Assembly (Sheet 1 of 2)

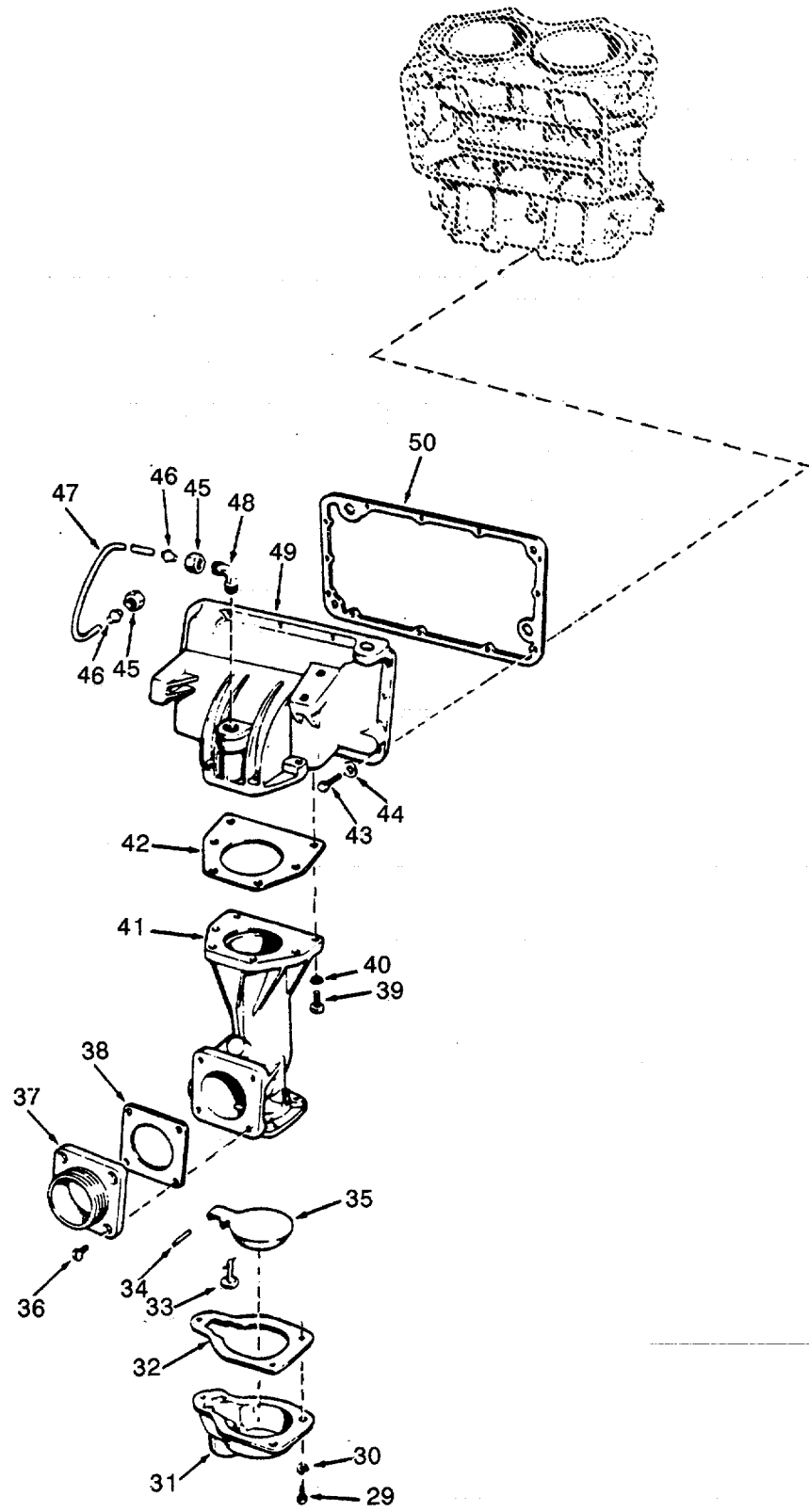


Figure 315. Portable Fire Pump - Power Head and Receiver Assembly (Sheet 2 of 2)

SECTION II

TM 55-1905-219-34P-1

(1) ITEM NO	(2) SMR CODE	(3) CAGEC	(4) PART NUMBER	(5) DESCRIPTION AND USABLE ON CODES(UOC)	(6) QTY
GROUP 09 PUMP SET					
FIG. 315 PORTABLE FIRE PUMP-POWER HEAD AND RECEIVER ASSEMBLY					
1	XDCZZ	26377	A4SX	.SPARK PLUG	2
2	XDCZZ	80256	552959	.BOLT, MACHINE.....	10
3	XDCZZ	80256	301250	.WASHER FLAT	10
4	XDCZZ	80256	592196	.CYLINDER HEAD, GASOL	1
5	XDCZZ	80256	302583	.GASKET CYLINDER	1
6	XDCZZ	80256	553180	.SCREW ADAPTER TO	9
7	XDCZZ	80256	592139	.ADAPTER AND BUSHING	1
8	XDCZZ	80256	302586	.GASKET ADAPTER	2
9	PACZZ	80256	552937	.GASKET	1
10	XDCZZ	80256	552899	.SCREW	1
11	XDCZZ	80256	553104	.SCREW	1
12	XDCZZ	80256	301161	.WASHER, FLAT	2
13	XDCZZ	80256	552884	.MOUNT, ENGINE.....	1
14	PACZZ	80256	300630	.SCREW, CAP, HEXAGON H	8
15	XDCZZ	80256	302657	.LINE OIL	1
16	PACZZ	80256	302647	.CLAMP, HOSE	4
17	PACZZ	80256	303638	.ADAPTER, STRAIGHT, TU	1
18	XDCZZ	80256	303630	.WASHER FLAT	1
19	XDCZZ	80256	203286	.LINE OIL	1
20	XDCZZ	80256	553123	.ADAPTER, STRAIGHT, TU.....	2
21	XDCZZ	80256	303642	.SPRING VALVE	2
22	XDCZZ	80256	553099	.DISK, VALVE	2
23	PACZZ	80256	553087	.BEARING, SLEEVE	1
24	XDCZH	80256	592232	.CRANKCASE ASSEMBLY,	1
25	XDCZZ	80256	302622	.SEAL	2
26	XDCZZ	80256	306558	.SCREW	2
27	XDCZZ	80256	302939	.COVER WATER PASSAGE.....	1
28	PCCZZ	80256	302581	.GASKET	1
29	PACZZ	80256	300630	.SCREW, CAP, HEXAGON H	3
30	PACZZ	80256	302290	.WASHER, LOCK	3
31	XDCZZ	80256	592134	.DRAIN BOWL, PUMP	1
32	PACZZ	80256	552943	.GASKET	1
33	XDCZZ	80256	592154	.FLOAT VALVE	1
34	XDCZZ	80256	552948	.PIN RECEIVER FLOAT.....	1
35	XDCZZ	80256	592153	.FLOAT ASSEMBLY	1
36	PACZZ	80256	302974	.SCREW, MACHINE	4
37	XDCZZ	80256	552947	.ADAPTER, STRAIGHT, FL	1
38	PCCZZ	80256	552944	.GASKET	1
39	XDCZZ	80256	552940	.SCREW	6
40	XDCZZ	80256	306470	.WASHER LOCK	6
41	XDCZZ	80256	552889	.BODY, RECEIVER	1
42	XDCZZ	80256	552945	.GASKET	1
43	XDCZZ	80256	314714	.SCREW	12
44	PACZZ	96906	MS35338-138.	.WASHER, LOCK	12
45	XDCZZ	80256	306345	.NUT	2
46	XDCZZ	80256	306344	.SLEEVE.....	2
47	XDCZZ	80256	553124	.TUBE	1

SECTION II

TM 55-1905-219-34P-1

(1) ITEM NO	(2) SMR CODE	(3) CAGEC	(4) PART NUMBER	(5) DESCRIPTION AND USABLE ON CODES(UOC)	(6) QTY
48	XDCZZ	80256	306350	.ELBOW	1
49	XDCZZ	80256	592138	.BODY, RECEIVER, UPPER	2
50	PACZZ	80256	302607	.GASKET	1
	XDCZZ	80256	377028	.PARTS KIT, PISTON AS	2

END OF FIGURE

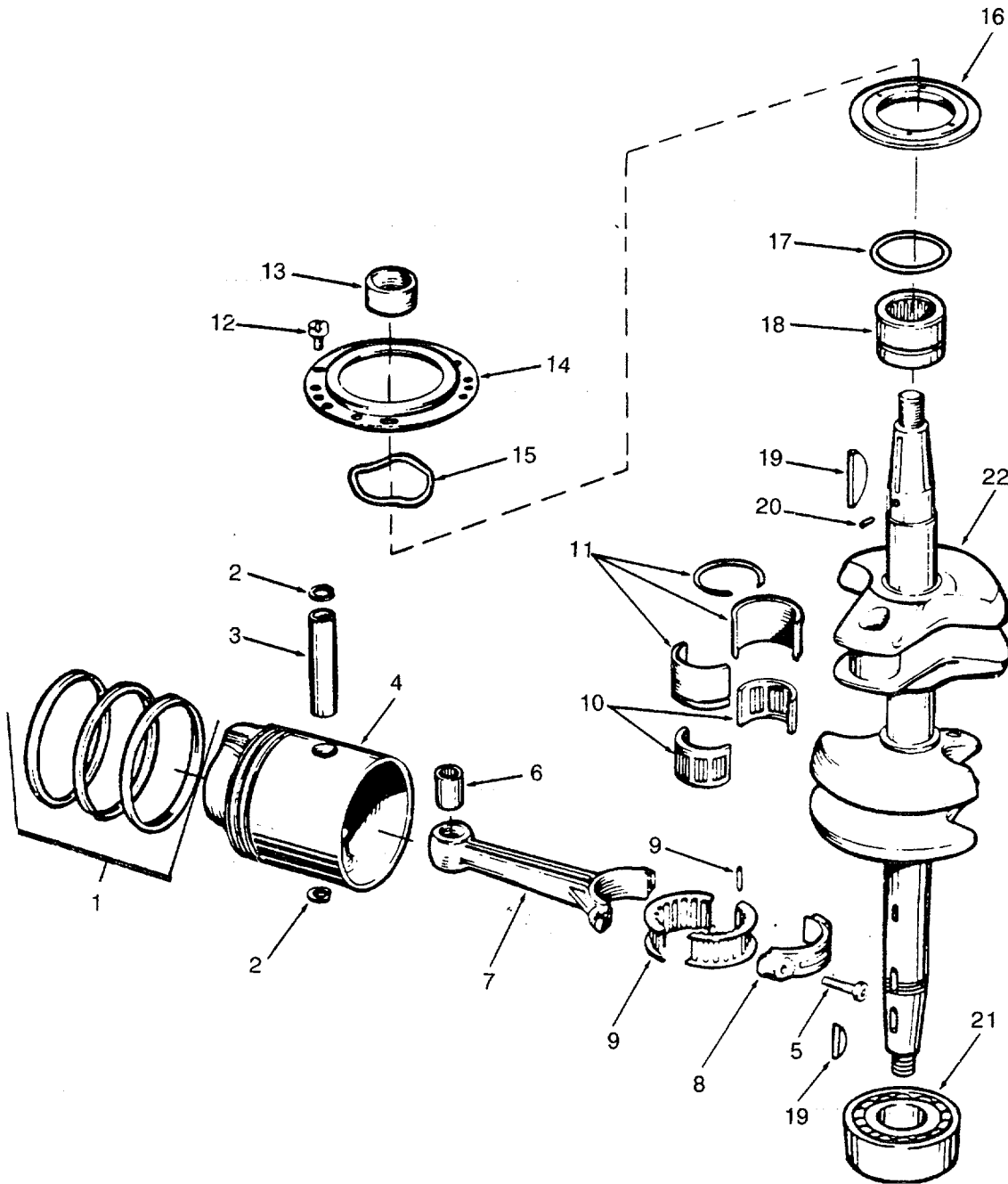


Figure 316. Portable Fire Pump - Crankshaft and Piston Assembly

SECTION II

TM 55-1905-219-34P-1

(1) ITEM NO	(2) SMR CODE	(3) CAGEC	(4) PART NUMBER	(5) DESCRIPTION AND USABLE ON CODES(UOC)	(6) QTY
GROUP 09 PUMP SET					
FIG. 316 PORTABLE FIRE PUMP- CRANKSHAFT AND PISTON ASSEMBLY					
1	PACZZ	80256	378421	..RING SET, PISTON	1
2	XDCZZ	80256	302577	..RING RETAINING	2
3	XDCZZ	80256	304319	..PIN WRIST	1
4	XDCZZ	80256	377027	..PISTON, INTERNAL COM	1
5	XDCZZ	80256	202967	..SCREW CONNECTING	2
6	XDCZZ	80256	377260	..BEARING NEEDLE	2
7	PACZZ	80256	377269	..CONNECTING ROD, PIST	2
8	PACZZ	80256	302603	..RETAINER, RO LLER, BEA	2
9	XDCZZ	80256	378152	..BEARING NEEDLE	2
10	PACZZ	32195	378838	..RETAINER AND ROLLER	1
11	PACZZ	32195	309010	..BEARING, SLEEVE INCLUDES.....	1
THRUSTWASHERS					
12	XDCZZ	80256	306469	..SCREW	4
13	PACZZ	80256	510169	..CAM, MAGNETO	1
14	XDCZZ	32195	302442	..RING, RETAINING	1
15	PACZZ	80256	302580	..WASHER, SPRING TENSI	1
16	XDCZZ	80E56	302599	..SUPPORT	1
17	PACZZ	80256	302537	..PACKING, PREFORMED	1
18	PACZZ	32195	377528	..BEARING, ROLLER, CYLI	1
19	XDCZZ	80256	553033	..KEY WOODRUFF	2
20	XDCZZ	80256	302578	..PIN	1
21	PACZZ	80256	553041	..BEARING, BALL	1
22	XDCHH	80256	592228	..CRANKSHAFT, ENGINE	1

END OF FIGURE

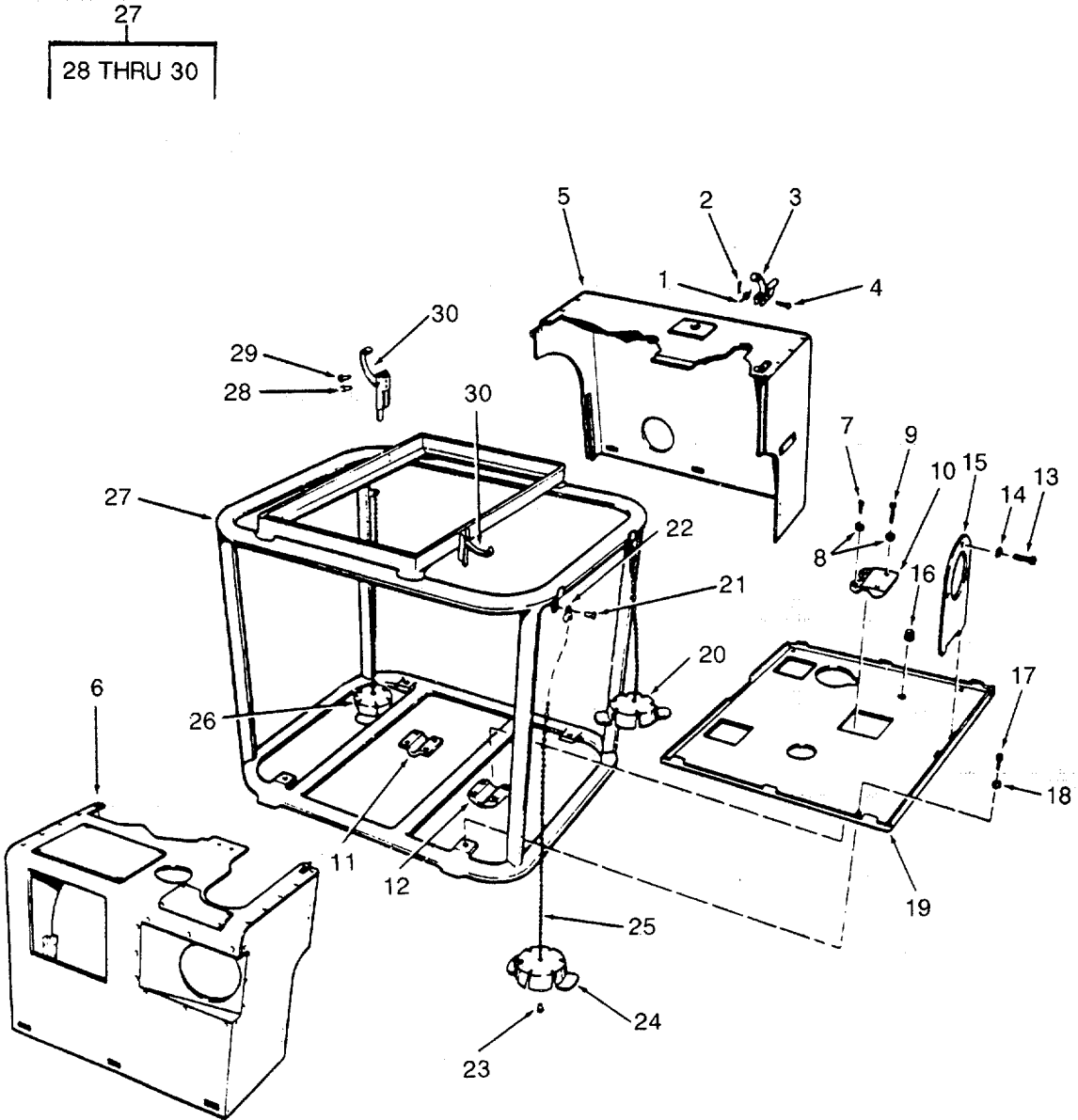


Figure 317. Portable Fire Pump - Frame and Corners Assembly

(1) ITEM NO	(2) SMR CODE	(3) CAGEC	(4) PART NUMBER	(5) DESCRIPTION AND USABLE ON CODES(UOC) QTY	(6) QTY
GROUP 09 PUMP SET					
FIG. 317 PORTABLE FIRE PUMP-FRAME AND CORNERS ASSEMBLY					
1	XDCZZ	80256	303519	.SPRING, HELICAL, TORS	2
2	XDCZZ	80256	303590	.PIN COTTER	2
3	XDCZZ	80256	376129	.CLAMP, LEVER	2
4	XDCZZ	80256	303522	.PIN LATCH	2
5	XDCZZ	80256	592218	.COVER ASSEMBLY	1
6	XDCZZ	80256	592208	.COVER ASSSEMBLY	1
7	XDCZZ	80256	552940	.SCREW	6
8	XDCZZ	80256	552914	.WASHER, FLAT	8
9	XDCZZ	80256	553114	.BOLT, MACHINE	2
10	XDCZZ	80256	552901	.CAP REAR UPPER	1
11	XDCZZ	80256	552885	.CAP FRONT	2
12	XDCZZ	80256	552902	.CAP REAR LOWER	1
13	XDCZZ	80256	304012	.SCREW	3
14	XDCZZ	80256	303701	.WASHER LOCK	3
15	XDCZZ	80256	553084	.PLATE IMPELLER	1
16	XDCZZ	80256	553128	.GROMMET PAN	1
17	XDCZZ	80256	302416	.SCREW	4
18	PACZZ	80256	302290	.WASHER, LOCK	4
19	XDCZZ	80256	553113	.PAN BOTTOM	1
20	XDCZZ	80256	553111	.CAP PROTECTOR	1
21	XDCZZ	80256	160059	.RIVET	3
22	XDCZZ	80256	553117	.COUPLING CHAIN	3
23	XDCZZ	80256	301091	.PENDANT CHAIN	3
24	XDCZZ	80256	301122	.CAP, PROTECTIVE.DUST	1
25	XDCZZ	80256	553116	.CHAIN CAP	3
26	XDCZZ	80256	553112	.CAP PROTECTOR	1
27	XDCZZ	80256	592202	.FRAME ASSEMBLY	1
28	XDCZZ	80256	306554	..RIVET SHORT	2
29	XDCZZ	80256	553109	..RIVET LONG	2
30	PACZZ	80256	277284	..LATCH ASSEMBLY	2

END OF FIGURE

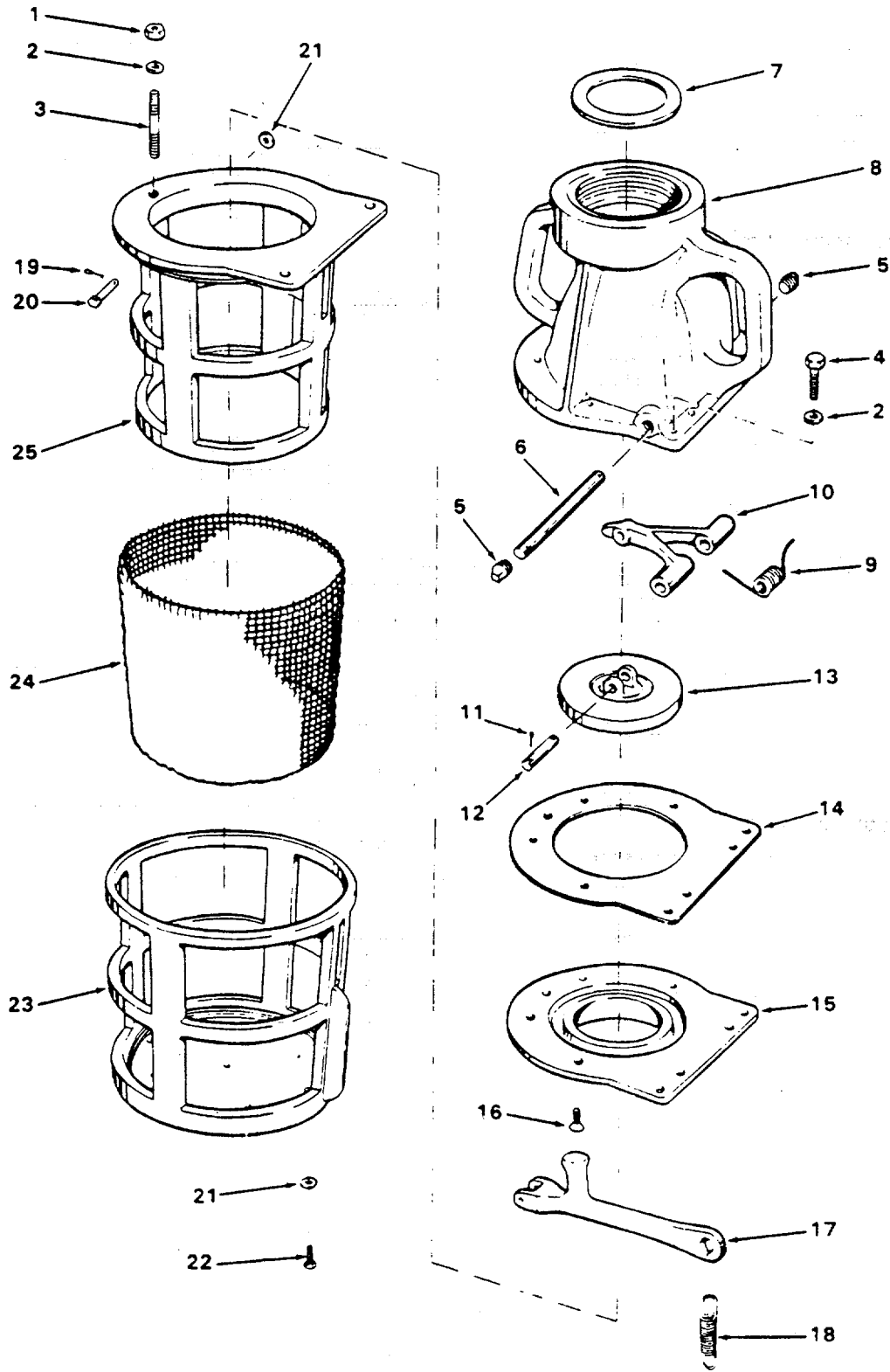


Figure 318. Portable Fire Pump - Foot Valve Assembly

SECTION II

TM 55-1905-219-34P-1

(1) ITEM NO	(2) SMR CODE	(3) CAGEC	(4) PART NUMBER	(5) DESCRIPTION AND USABLE ON CODES(UOC)	(6) QTY
GROUP 09 PUMP SET					
FIG. 318 PORTABLE FIRE PUMP-FOOT VALVE ASSEMBLY					
	PACZZ	80256	592143	..VALVE, FOOT	1
1	PACZZ	80256	306422	..NUT	1
2	PACZZ	80256	552914	..WASHER, FLAT	3
3	XDCZZ	80256	552913	..STUD	1
4	XDCZZ	80256	306503	..SCREW	2
5	XDCZZ	80256	552909	..PLUG PIPE SQUARE	2
6	PACZZ	80256	552907	..PIN, STRAIG HT, HEADLE	1
7	XDCZZ	80256	552904	..GASKET	1
8	XDCZZ	80256	592141	..HOUSING ASSEMBLY	1
9	XDCZZ	80256	552908	..SPRING VALVE	1
10	XDCZZ	80256	552894	..ARM VALVE HINGE	1
11	XDCZZ	80256	552906	..PIN COTTER	2
12	XDCZZ	80256	552905	..PIN PIVOT	1
13	PACZZ	80256	592140	..DISK, VALVE	1
14	PACZZ	96400	552910	..GASKET	1
15	PACZZ	96400	552892	..SEAT, VALVE.....	1
16	XDCZZ	80256	552911	..SCREW	6
17	XDCZZ	80256	552893	..ARM VALVE RELEASE.....	1
18	XDCZZ	80256	552916	..SPRING RELEASE ARM.....	1
19	PACZZ	80256	306387	..PIN, COTTER	1
20	XDCZZ	80256	552915	..PIN VALVE RELEASE.....	1
21	XDCZZ	80256	300721	..WASHER FLAT	5
22	PACZZ	80256	300630	..SCREW, CAP, HEXAGON H	4
23	XDCZZ	80256	552886	..RETAINER SCREEN OUTER	1
24	PACZZ	96400	552912	..STRAINER ELEMENT, SE	1
25	XDCZZ	80256	552891	..RETAINER SCREEN INNER.	1

END OF FIGURE

24
25 THRU 42

13
14 THRU 23

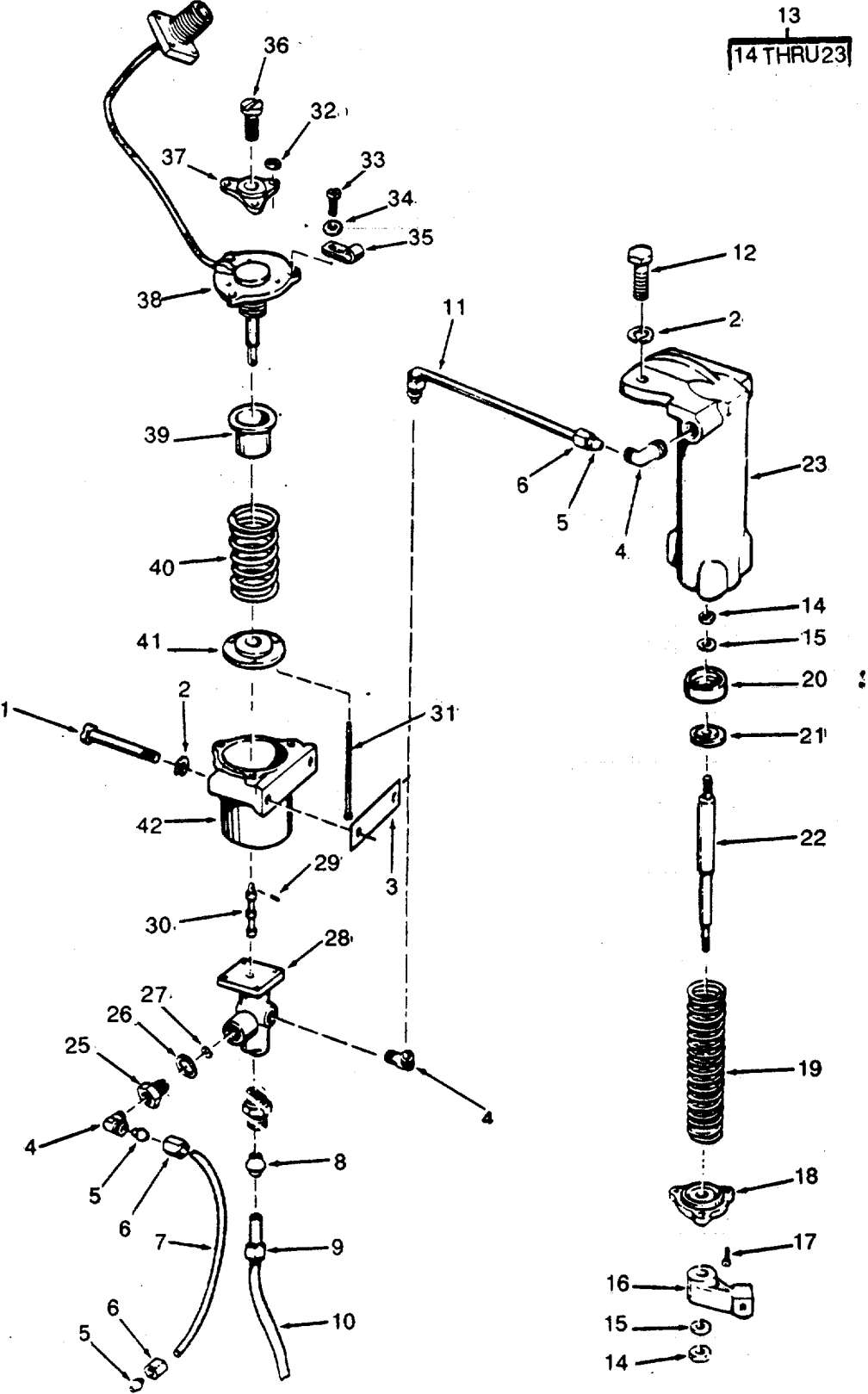


Figure 319. Portable Fire Pump - Pressure Regulator and Operating Cylinder.

SECTION II

TM 55-1905-219-34P-1

(1) ITEM NO	(2) SMR CODE	(3) CAGEC	(4) PART NUMBER	(5) DESCRIPTION AND USABLE ON CODES(UOC)	(6) QTY
GROUP 09 PUMP SET					
FIGURE 319 PORTABLE FIRE PUMP- PRESSURE REGULATROR AND OPERATING CYLINDER					
1	PACZZ	80256	552957	..BOLT, MACHINE	2
2	XDCZZ	80256	306470	..WASHER LOCK	4
3	PACZZ	80256	552958	..GASKET	1
4	XDCZZ	80256	306350	..ELBOW CYLINDER.....	3
5	XDCZZ	80256	306344	..SLEEVE BALL.....	3
6	XDCZZ	80256	306345	..NUT SLEEVE.....	3
7	XDCZZ	80256	553120	..TUBE	1
8	XDCZZ	80256	306327	..SLEEVE BALL	1
9	XDCZZ	80256	306383	..NUT, PLAIN, HEXAGON	1
10	XDCZZ	80256	553119	..TUBE WATER OUTLET	1
11	XDCZZ	80256	553118	..TUBE	1
12	XDCZZ	32195	552952	..SCREW	2
13	XDCZZ	80256	592214	..CYLINDER ASSEMBLY, A	1
14	XDCZZ	80256	301465	..NUT SHAFT.....	2
15	XDCZZ	80256	301250	..WASHER SHAFT.....	2
16	XDCZZ	80256	552989	..ARM SHAFT.....	1
17	XDCZZ	80256	304012	..SCREW.....	3
18	XDCZZ	80256	553039	..BASE CYLINDER	1
19	XDCZZ	80256	552975	..SPRING CYLINDER	1
20	XDCZZ	80256	592193	..SEAL, PLAIN.....	1
21	XDCZZ	80256	553032	..SUPPORT CYLINDER	1
22	XDCZZ	80256	552949	..SHAFT, SHOULDERED.....	1
23	XDCZZ	80256	53050	..HOUSING CYLINDER.....	1
24	PACZZ	80256	592216	..REGULATOR ASSEMBLY,	1
25	XDCZZ	80256	552980	..ADAPTER STRAIGHT PI.....	1
26	XDCZZ	80256	553C70	..GASKET.....	1
27	XDCZZ	80256	553069	..ORIFICE, DISC.....	1
28	XDCZZ	80256	592155	..CYLINDER, PRESSURE R	1
29	XDCZZ	80256	553068	..PIN PISTON	1
30	XDCZZ	80256	553067	..PISTON, PRESSURE REG	1
31	XDCZZ	80256	553066	..PIN PISTON GUIDE	3
32	XDCZZ	80256	553575	..RING RETAINING	3
33	XDCZZ	80256	304012	..SCREW	6
34	XDCZZ	80256	303715	..WASHER, FLAT.....	3
35	XDCZZ	80256	510267	..CLAMP TUBE	3
36	XDCZZ	80256	552979	..SCREW ADJUSTING	1
37	XDCZZ	80256	592157	..YOKE AND PLUG.....	1
38	PACZZ	80256	592215	..BELLOWS ASSEMBLY.....	1
39	XDCZZ	80256	553051	..CUP.....	1
40	XDCZZ	80256	552953	..SPRING BELLOWS.....	1
41	XDCZZ	80256	553065	..PLATE BACKING	1
42	XDCZZ	80256	592981	..HOUSING REGULATOR.....	1

END OF FIGURE

40
┌───┐
│ 41 │
└───┘

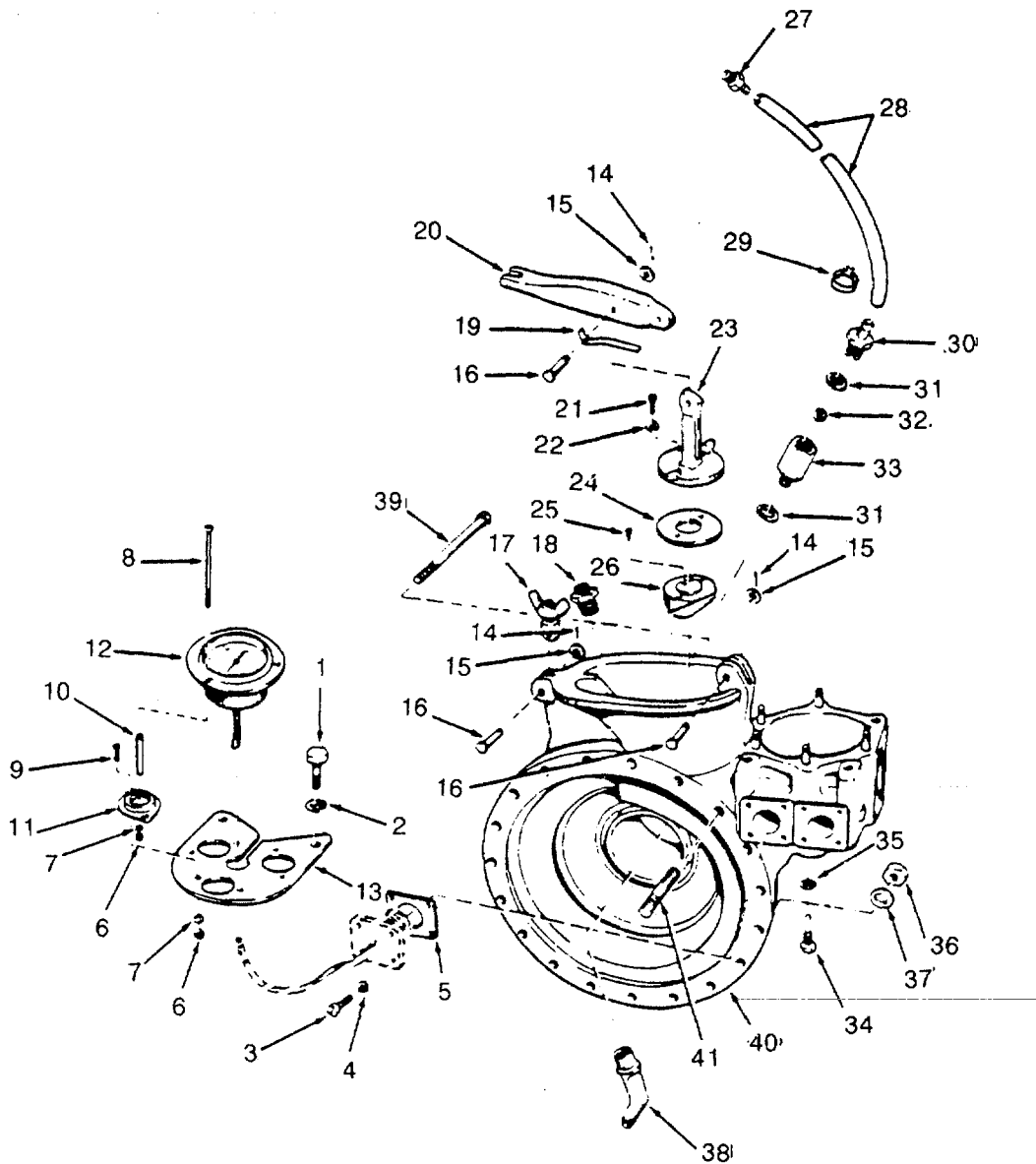


Figure 320. Portable Fire Pump - Pump and Water Outlet Valve (Sheet 1 of 3).

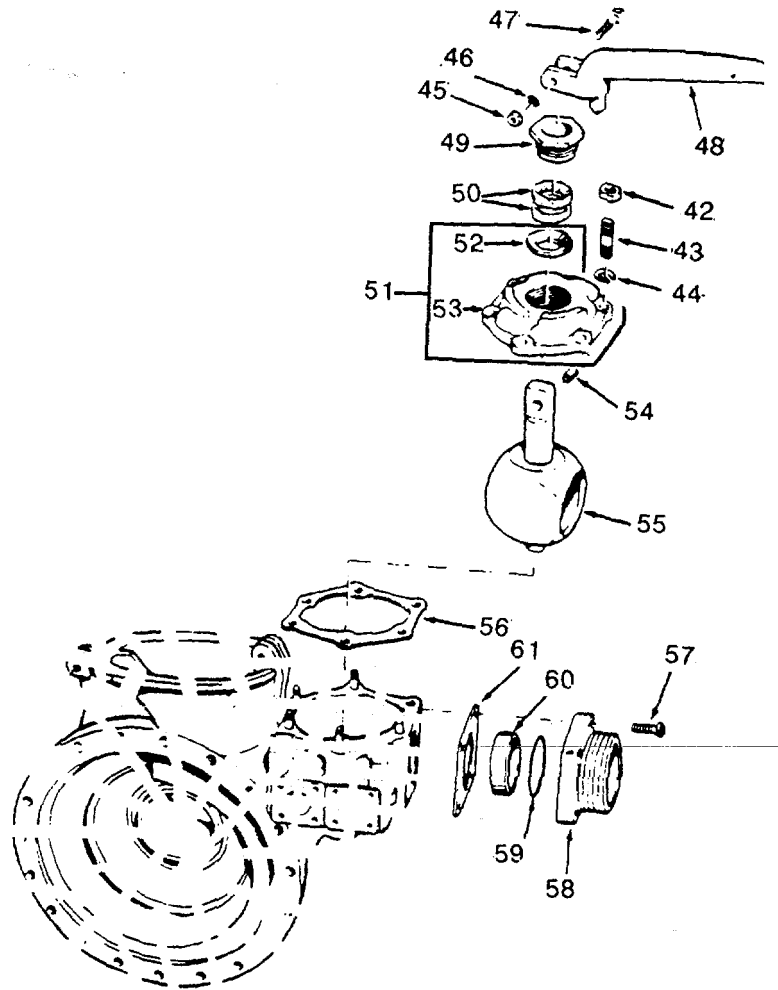


Figure 320. Portable Fire Pump and Water Output Valve (Sheet 2 of 3).

83
┌
84

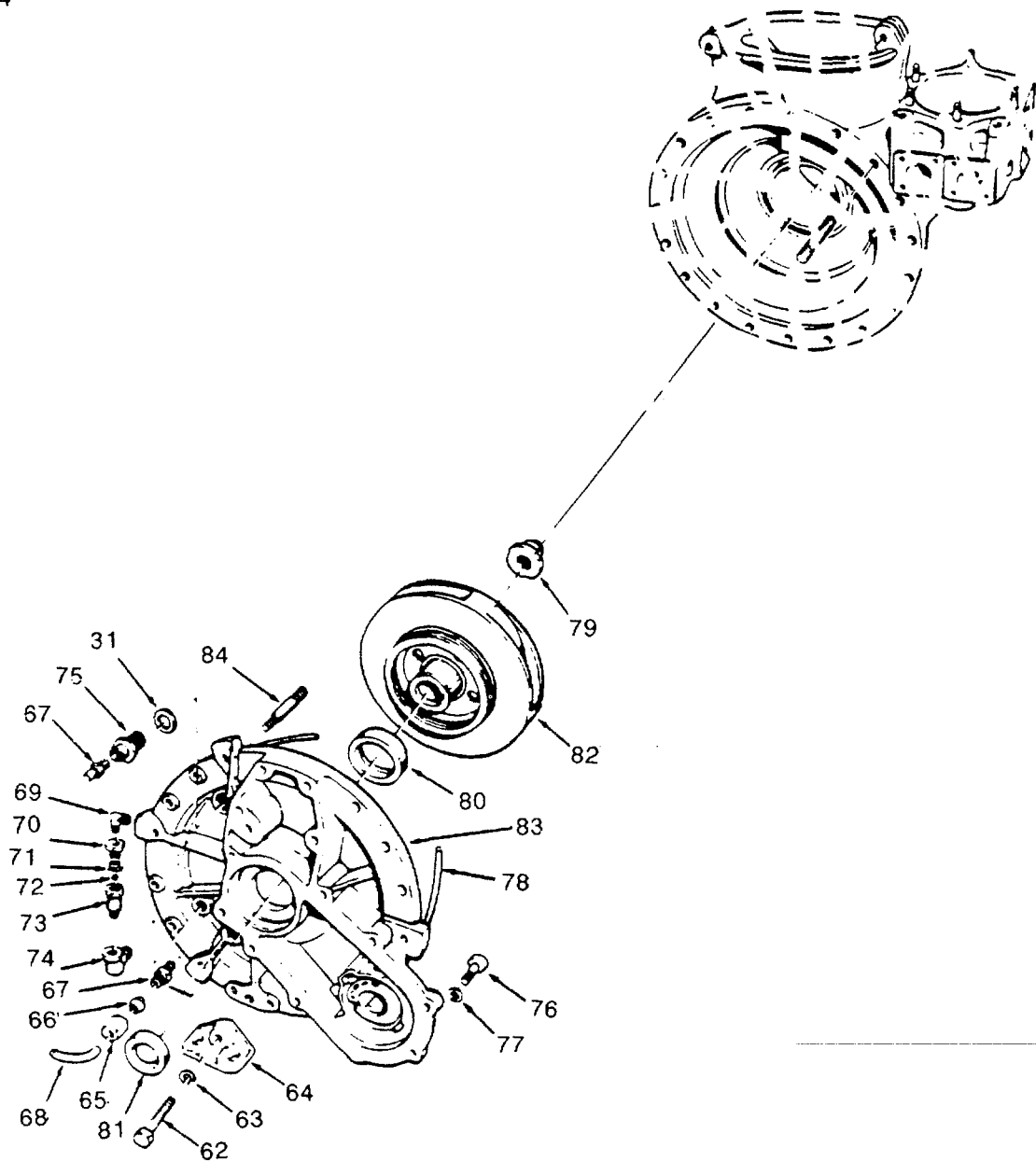


Figure 320. Portable Fire Pump - Pump and Water Outlet Valve (Sheet 3 of 3).

SECTION II

TM 55-1905-219-34P-1

(1) ITEM NO	(2) SMR CODE	(3) CAGEC	(4) PART NUMBER	(5) DESCRIPTION AND USABLE ON CODES(UOC)	(6) QTY
GROUP 09 PUMP SET					
FIGURE 320 PORTABLE FIRE PUMP-PUMP AND WATER OUTLET VALVE					
1	PACZZ	80256	300630	.SCREW, CAP, HEXAGON H	2
2	PACZZ	80256	302290	.WASHER, LOCK	2
3	XDCZZ	80256	302342	.SCREW MOUNTING	8
4	PACZZ	96906	MS35333-73	.WASHER, LOCK	8
5	XDCZZ	80256	553079	.GASKET	2
6	XDCZZ	80256	306510	.NUT MOUNTING	9
7	XDCZZ	80256	306525	.WASHER	9
8	PACZZ	80256	553071	.SCREW, EXTERNALLY RE	3
9	XDCZZ	80256	306507	.SCREW MOUNTING	6
10	XDCZZ	80256	553072	.SPACER GAGE	3
11	PACZZ	76005	102PD3	.MOUNT, RESILIENT	3
12	PACZO	5E756	DSP8-900	.GAGE, PRESSURE, DIAL.....	1
13	XDCZZ	80256	553074	.PANEL GAGE MOUNTING	1
14	PACZZ	80256	306387	.PIN, COTTER	3
15	XDCZZ	80256	300721	.WASHER FLAT	3
16	PACZZ	80256	552971	.PIN, STRAIGHT, HEADED.....	3
17	XDCZZ	80256	592589	.SCREW AND WING NUT.....	1
18	XDCZZ	80256	202456	.ADAPTER, STRAIGHT PI.	1
19	XDCZZ	80256	552969	.SPRING LEVER.....	1
20	XDCZZ	80256	552880	.LEVER.....	1
21	XDCZZ	80256	302342	.SCREW.....	2
22	PACZZ	96906	MS35338-138	.WASHER, LOCK	2
23	XDCZZ	80256	552881	.ARM FILLER PLUG	1
24	PACZZ	80256	552933	.GASKET.....	1
25	XDCZZ	80256	303203	.PIN FILLER PLUG	1
26	XDCZZ	80256	552903	.PLUG FILLER	1
27	XDCZZ	80256	553121	.ADAPTER, STRAIGHT, PI.....	1
28	XDCZZ	80256	553130	.HOSE PRIMER INTAKE	1
29	XDCZZ	80256	553129	.CLAMP HOSE	2
30	XDCZZ	80256	553103	.NIPPLE BALL CHECK.....	1
31	XDCZZ	80256	553101	.GASKET	2
32	XDCZZ	80256	553110	.BALL CHECK VALVE	1
33	XDCZZ	80256	553105	.BODY CHECK VALVE	1
34	XDCZZ	80256	301108	.SCREW STOP	1
35	XDCZZ	80256	553542	.WASHER STOP SCREW.....	1
36	XDCZZ	80256	552938	.NLIT	18
37	XDCZZ	80256	301161	.WASHER, FLAT.....	18
38	XDCZZ	80256	553102	.ELBOW, TUBE.	1
39	XDCZZ	80256	552934	.SCREW.....	1
40	XDCZZ	80256	592151	.CASING, PUMP	1
41	PACZZ	80256	552932	..STUD, PLAIN.....	3
42	PACZZ	80256	306422	.NUT	6
43	PACZZ	80256	301185	.STUD, PLAIN.....	6
44	PACZZ	80256	552914	.WASHER, FLAT.....	6
45	XDCZZ	80256	306338	.NUT VALVE HANDLE.....	1
46	PACZZ	96906	MS35333-74	.WASHER, LOCK	1
47	XDCZZ	80256	306476	.SCREW, CAP, HEXAGON H	1

SECTION II

TM 55-1905-219-34P-1

(1) ITEM NO	(2) SMR CODE	(3) CAGEC	(4) PART NUMBER	(5) DESCRIPTION AND USABLE ON CODES(UOC)	(6) QTY
48	XDCZZ	80256	552879	.HANDLE BALL VALVE	1
49	XDCZZ	80256	301111	.NUT PACKING	1
50	XDCZZ	80256	301153	.PACKING BALL VALVE.....	2
51	XDCZZ	80256	375506	.CAP AND BUSHING.....	1
52	XDCZZ	80256	301110	..BUSHING BALL VALVE.....	1
53	XDCZZ	80256	301103	..CAP BALL VALVE.....	1
54	XDCZZ	80256	301165	.BUSHING BALL VALVE	1
55	XDCZZ	80256	301102	.VALVE BALL.....	1
56	PACZZ	80256	301164	.GASKET	1
57	XDCZZ	80256	301184	.SCREW, MACHINE	4
58	XDCZZ	80256	301106	.FLANGE OUTLET HOSE	1
59	XDCZZ	80256	301105	.RING OUTLET SEAL.....	1
60	XDCZZ	80256	301104	.SLEEVE OUTLET SEAL.....	1
61	PCCZZ	80256	301163	.GASKET	1
62	XDCZZ	80256	552968	.SCREW.....	1
63	PACZZ	80256	302865	.WASHER, LOCK	1
64	XDCZZ	80256	552900	.MOUNT, PUMP.....	1
65	XDCZZ	80256	306345	.NUT BALL SLEEVE.....	2
66	XDCZZ	80256	306344	.SLEEVE BALL.....	2
67	XDCZZ	80256	306351	.CONNECTOR IMPELLER	2
68	XDCZZ	80256	553135	.TUBE...	1
69	XDCZZ	80256	306350	.ELBOW 90 DEGREE	1
70	XDCZZ	80256	52980	.ADAPTER STRAIGHT PI.....	1
71	XDCZZ	80256	553070	.GASKET	1
72	PACZZ	51663	RA17337	.BALL, BEARING	1
73	XDCZZ	80256	553132	.SEAT BALL.....	1
74	XDCZZ	80256	301301	.ELBOW 90 DEGREE.....	1
75	PACZZ	80256	592226	.ADAPTER, STRAIGHT, PI	1
76	XDCZZ	80250	552940	.SCREW	13
77	XDCZZ	80256	552914	.WASHER, FLAT	13
78	XDCZZ	96400	552939	.SEAL HOUSING, PUMP	1
79	PACZZ	80256	553044	.NUT, PLAIN, CAP.....	1
80	XDCZZ	96400	553022	.SEAL, PLAIN ENCASED	1
81	PACZZ	80256	553083	.SEAL, PLAIN ENCASED	1
82	PACZZ	80256	553043	.IMPELLER, PUMP	1
83	XDCZZ	80256	592137	.CASING, PUMP	1
84	PACZZ	80256	552887	..STUD, PLAIN.....	14

END OF FIGURE

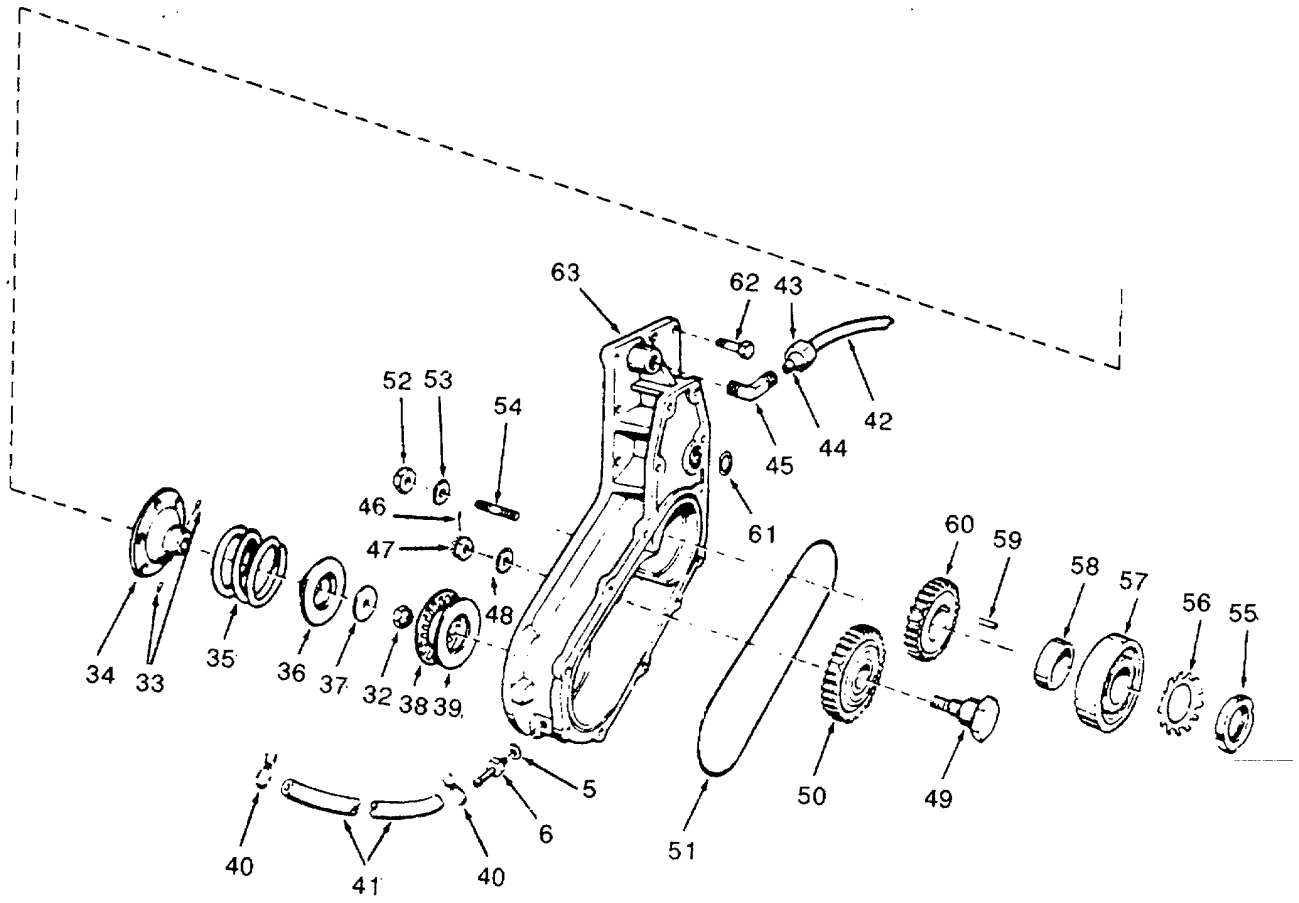


Figure 321. Portable Fire Pump - Priming Pump and Gear Housing (Sheet 2 of 2).

SECTION II

TM 55-1905-219-34P-1

(1) ITEM NO	(2) SMR CODE	(3) CAGEC	(4) PART NUMBER	(5) DESCRIPTION AND USABLE ON CODES(UOC)	(6) QTY
GROUP 09 PUMP SET					
FIGURE 321 PORTABLE FIRE PUMP-PRIME AND GEAR HOUSING					
1	XDCZZ	80256	307544	..PLUG DIAPHRAGM..	1
2	XDCZZ	80256	306350	..ELBOW 90 DEGREE	1
3	XDCZZ	80256	553122	..SCREW	3
6	XDCZZ	80256	301250	..WASHER FLAT	3
5	XDCZZ	80256	303630	..WASHER NIPPLE	2
6	XDCZZ	80256	303638	..ADAPTER, STRAIGHT, TU	2
7	PACHO	07524	E-2549	..PUMP, ROTARY	1
8	PACZZ	80256	553158	..SCREW, MACHINE	10
9	XDCZZ	80256	553152	..COVER PUMP	1
10	PACZZ	80256	553157	..NUT	1
11	XDCZZ	80256	553156	..SCREW	1
12	XDCZZ	80256	53155	..WASHER DIAPHRAGM	2
13	XDCZZ	80256	553154	..FOLLOWER DIAPHRAGM,	2
14	PACZZ	80256	553137	..DIAPHRAGM, VALVE, FLA	1
15	PACZZ	80256	553159	..SCREW, CAP, SOCKET HE	3
16	XDCZZ	80256	553149	..HEAD OUTBOARD	1
17	PACZZ	80256	553143	..SEAL OIL	2
18	XDCZZ	80256	301991	..PACKING, PREFORMED	2
19	PACZZ	96400	553160	..PACKING, PREFORMED	2
20	PACZZ	07524	092507	..VANE, PUMP, ROTARY	4
21	PACZZ	80256	592239	..ROTOR ASSEMBLY, PUMP ASSEMBLY	1
22	XDCZZ	80256	553151	..CYLINDER	1
23	XDCZZ	80256	553150	..HEAD, INBOARD, PUMP	1
24	PACZZ	96400	553126	..PACKING, PREFORMED	1
25	XDCZZ	80256	553028	..GEAR SHAFT	1
26	XDCZZ	80256	553027	..BUSHING GEAR	1
27	PACZZ	80256	553085	..WASHER, KEY	1
28	XDCZZ	80256	553048	..RING RETAINING	1
29	PACZZ	80256	553077	..STUD, PLAIN	1
30	PACZZ	96906	MS90708-1046	..RING, RETAINING	1
31	XDCZZ	80256	553031	..SHAFT, SHOULDERED	1
32	XDCZZ	80256	553078	..NUT, SELF-LOCKING, HE	1
33	PACZZ	80256	553049	..PIN, STRAIGHT, HEADLE	2
34	PACZZ	80256	592194	..DISK, CLUTCH	1
35	XDCZZ	80256	552972	..SPRING CLUTCH	1
36	XDCZZ	80256	553030	..DOG SHAFT	1
37	XDCZZ	80256	553038	..WASHER, FLAT	1
38	XDCZZ	80256	553580	..RETAINER AND ROLLER PRIMER PUMP CLUTCH	1 4
39	XDCZZ	96400	553029	..BEARING, WASHER, THRU	1
40	PACZZ	80256	302647	..CLAMP, HOSE	2
41	XDCZZ	80256	553534	..HOSE OIL RETURN	1
42	XDCZZ	80256	553125	..TUBE	1
43	PACZZ	80256	306383	..NUT, PLAIN, HEXAGON	2
44	XDCZZ	80256	306327	..SLEEVE BALL	2
45	PACZZ	80256	306382	..ELBOW, PIPE TO TUBE	1
46	XDCZZ	80256	302804	..PIN, COTTER	1

SECTION II

TM 55-1905-219-34P-1

(1) ITEM NO	(2) SMR CODE	(3) CAGEC	(4) PART NUMBER	(5) DESCRIPTION AND USABLE ON CODES(UOC)	(6) QTY
47	XDCZZ	80256	553024	.NUT, PLAIN, CASTELLAT.....	1
48	PACZZ	80256	552993	.WASHER, FLAT	1
49	PACZZ	80256	553023	.SHAFT, SHOULDERED	1
50	PACZZ	80256	592192	.GEAR, SPUR BEARING ASSEMBLY	1
51	PACZZ	96400	552936	.SEAL, HOUSING	1
52	PACZZ	80256	306422	.NUT.....	4
53	PACZZ	80256	552914	.WASHER, FLAT	4
54	XDCZZ	80256	301185	.STUD, PLAIN.....	2
55	PACZZ	80256	553082	.NUT, PLAIN, ROUND	1
56	PACZZ	80256	553081	.WASHER, KEY.....	1
57	PACZZ	96400	553045	.BEARING, BALL, ANNULA.....	1
58	PACZZ	80256	553076	.SPACER, SLEEVE	1
59	XDCZZ	80256	553046	.KEY, WOODRUFF	1
60	XDCZZ	80256	553035	.GEAR PINION	1
61	PACZZ	96400	326649	.PACKING, PREFORMED.....	1
62	XDCZZ	32195	302510	.SCREW.....	7
63	XDCZZ	80256	552935	.HOUSING GEAR	1

END OF FIGURE

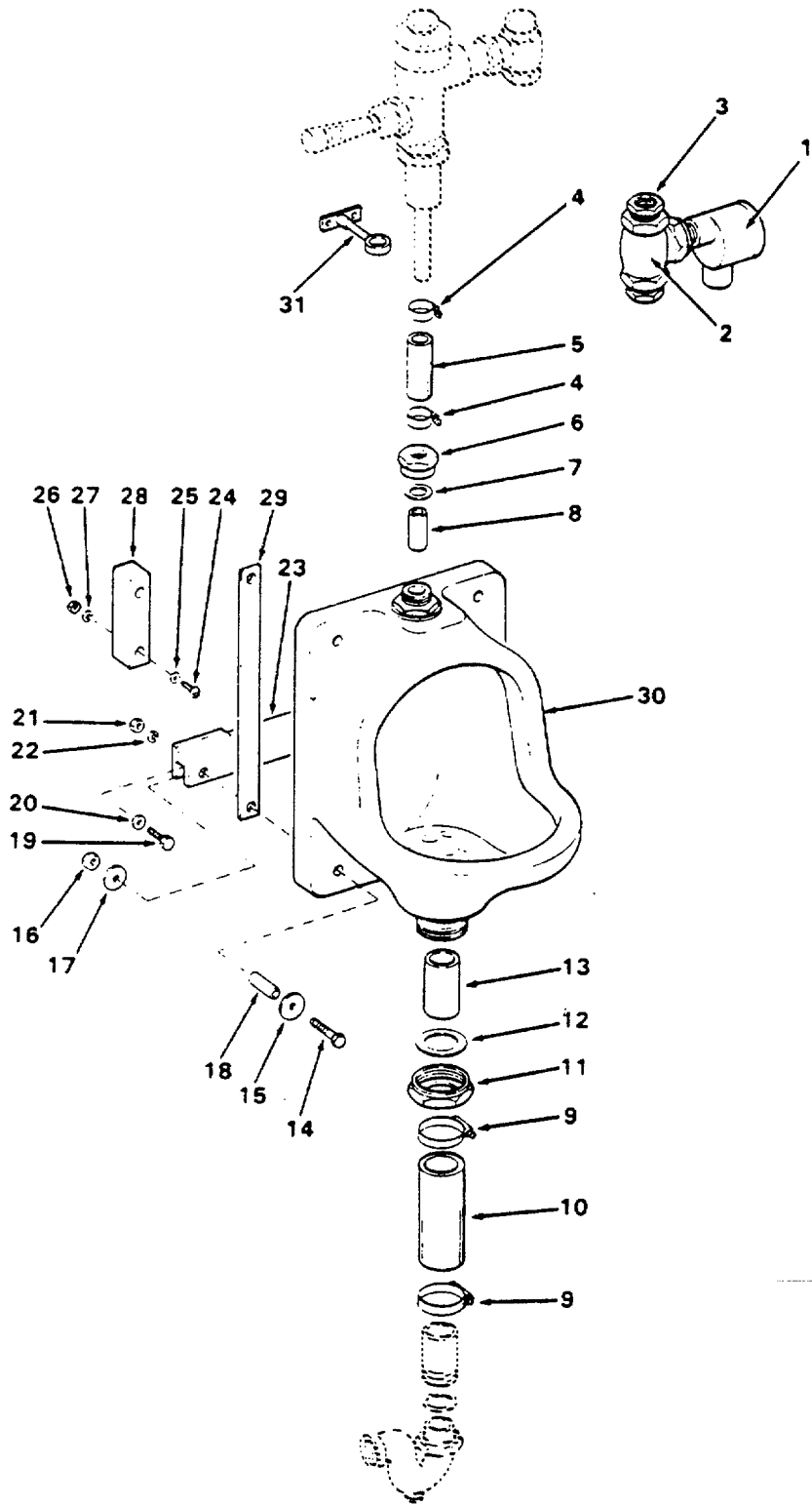


Figure 322. Urinal.

SECTION II

TM 55-1905-219-34P-1

(1) ITEM NO	(2) SMR CODE	(3) CAGEC	(4) PART NUMBER	(5) DESCRIPTION AND USABLE ON CODES(UOC)	(6) QTY
-------------------	--------------------	--------------	-----------------------	---	------------

GROUP 10 SEWAGE SYSTEM

FIGURE 322 URINAL

	XDCHH	19190	2-28-15230	URINAL CONI'ROLLED.....	1
1	XDCZZ	19190	1-21-15267	.BOX CONDULET.....	1
2	PACZZ	19190	1-13-15229	.SWITCH, FLOW.....	1
3	XDCZZ	19190	1-33-15228	.BUSHING 1 X 3/4 NPT.....	2
4	XDCZZ	19190	1-39-14657	.CLAMP HOSE SST.....	2
5	XDCZZ	19190	1-36-14655	.TUBING FLEXIBLE 3/4 X 15/16 X 7.....	1
6	XDCZZ	19190	1-23-14653	.RING UNION CHR PLT.....	1
7	XDCZZ	19190	1-36-14652	.GASKET RUBBER TUBE.....	1
8	XDCZZ	19190	1-23-14654	.TAILPIECE 3/4 X BRASS CHR PLT.....	1
9	XDCZZ	19190	1-39-14656	.CLAMP HOSE.....	2
10	XDCZZ	19190	1-36-14651	.TUBE NEOPRENE.....	1
11	XDCZZ	19190	1-23-14649	.RING UNION CHR PLT.....	1
12	XDCZZ	19190	1-36-14648	.GASKET X 3/32 RUBBER.....	1
13	XDCZZ	19190	1-23-14650	.TAILPIECE BRASS CHR PLT.....	1
14	XDCZZ	19190	1-26-13346	.BOLT HD SST 304 CONE POINT.....	4
15	XDCZZ	19190	1-26-13345	.WASHER FLAT X 0.060 BRASS CHR PLT.....	4
16	XDCZZ	19190	1-26-13344	.NUT RETAINING W. 1-31-13349).....	4
17	XDCZZ	19190	1-26-13347	.WASHER FLAT OD X 3/32 NEOPRENE.....	4
18	XDCZZ	19190	1-26-13348	.CUSHION SLEEVE.....	4
19	XDCZZ	19190	1-26-14659	.SCREW MACHINE HD MACH SST 304.....	6
20	XDCZZ	19190	1-26-10100	.WASHER.....	6
21	XDCZZ	19190	1-26-11018	.NUT HEXAGON.....	6
22	XDCZZ	19190	1-26-13292	.WASHER LOCK.....	6
23	XDCZZ	19190	1-31-13349	.SHOCK MOUNT.....	2
24	XDCZZ	19190	1-26-14661	.SCREW MACHINE MACH SST 304.....	4
25	XDCZZ	19190	1-26-10039	.WASHER FLAT.....	4
26	XDCZZ	19190	1-26-14660	.NUT HEXAGON.....	4
27	XDCZZ	19190	1-26-14658	.WASHER LOCK.....	4
28	XDCZZ	19190	1-36-13342	.SNUBBER CONCUSSION.....	2
29	XDCZZ	19190	1-36-14647	.STRIP NEOPRENE WHITE NEOPRENE.....	2
30	XDCHH	19190	1-39-13336	.URINAL NAVY 3/4 INLET 1-1/2 OUTLET.....	1
31	XDCZZ	19190	1-22-14044	.BRACKET FLUSH VALVE.....	1

END OF FIGURE

23
24 THRU 29

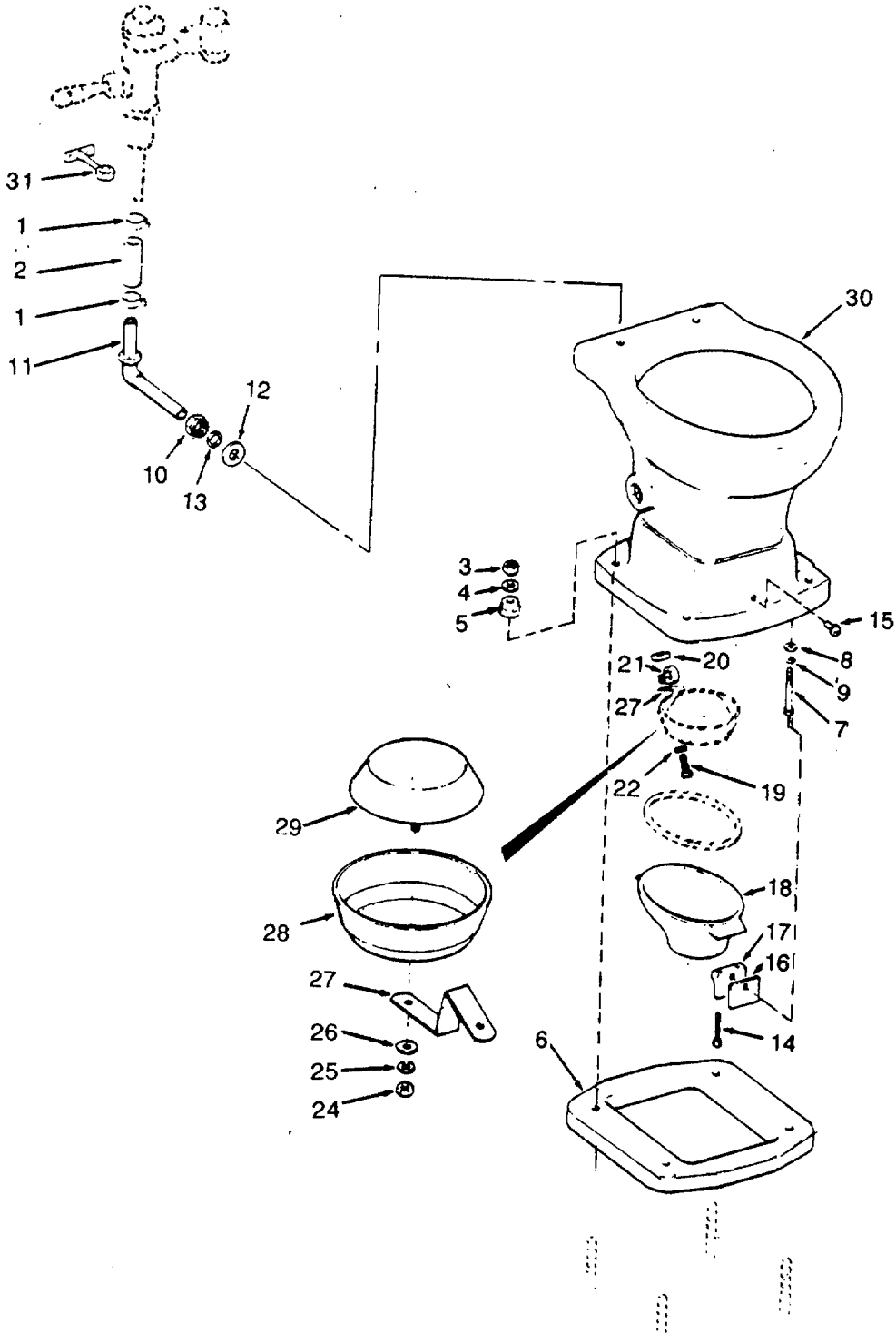


Figure 323. Commode (Sheet 1 of 2);

47
48 THRU 51

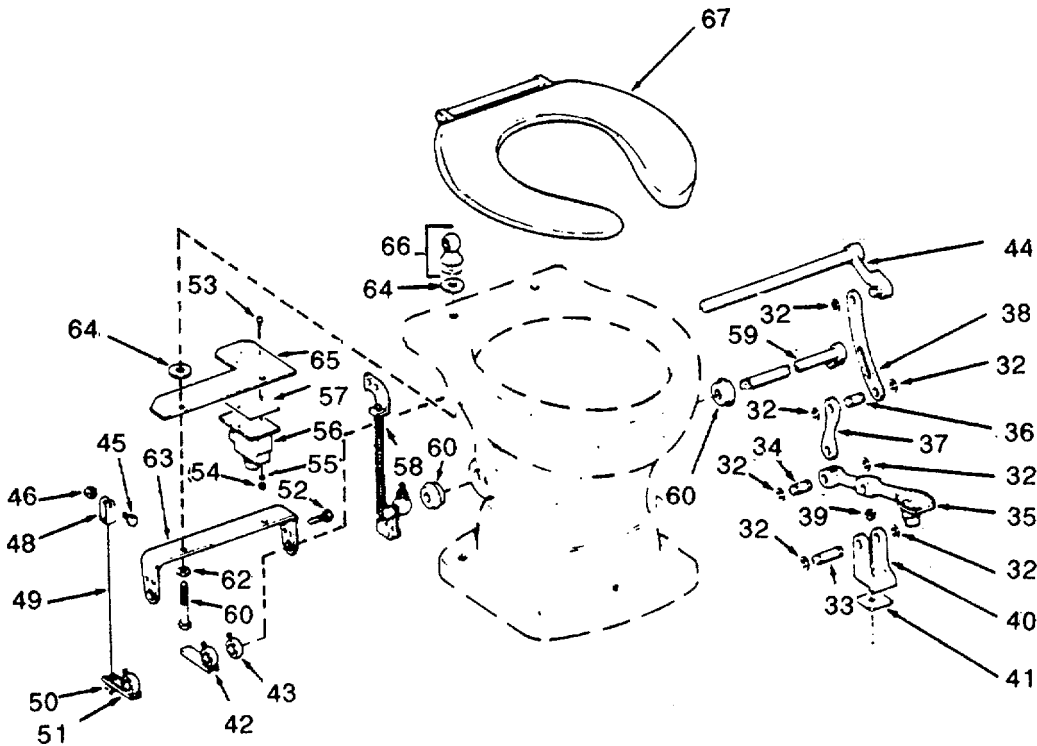


Figure 323. Commode (Sheet 2 of 2).

SECTION II

TM 55-1905-219-34P-1

(1) ITEM NO	(2) SMR CODE	(3) CAGEC	(4) PART NUMBER	(5) DESCRIPTION AND USABLE ON CODES(UOC)	(6) QTY
GROUP 10 SEWAGE SYSTEM					
FIGURE 323 COMMUNE					
	XDCHH	19190	2-28-14679	COMMUNE CONTROLLED	2
1	XDCZZ	19190	1-39-14087	.CLAMP HOSE.....	2
2	XDCZZ	19190	1-39-14136	.HOSE RUBBER.....	1
3	XDCZZ	19190	1-26-11088	.NUT HEXAGON.....	4
4	XDCZZ	19190	1-26-13476	.WASHER FLAT.	4
5	XDCZZ	19190	1-31-13350	.CUSHION NEOPRENE	4
6	XDCZZ	19190	2-31-13351	.PAD COMMUNE SHOCK MOUNT	1
7	XDCZZ	19190	1-26-13328	.SCREW CAP HEX HEAD.....	1
8	XDCZZ	19190	2-39-10729	.WASHER FLAT NEOPREN... ..	1
9	XDCZZ	19190	1-26-13312	.WASHER FLAT.....	1
10	XDCZZ	19190	1-26-10590	.NUT FLUSHPIPE.....	1
11	XDCZZ	19190	2-23-16555	.FLUSHPIPE	1
12	PACZZ	19190	1-31-10601	.WASHER	1
13	XDCZZ	19190	1-31-10599	.WASHER	1
14	XDCZZ	19190	1-26-14670	.SCREW	4
15	XDCZZ	19190	1-26-10595	.SCREW MACHINE	2
16	XDCZZ	19190	1-31-10593	.PAD	2
17	XDCZZ	19190	1-39-10592	.LUG	2
18	XDCZZ	19190	1-41-14091	.INSERT COMMUNE	1
19	XDCZZ	19190	1-26-11017	.SCREW.....	1
20	XDCZZ	19190	1-26-11007	.NUT SQUARE.	1
21	XDCZZ	19190	2-22-10658	.CLAMP.....	1
22	XDCZZ	19190	1-26-14086	.WASHER FLAT.....	1
23	XDCZZ	19190	2-28-13338	.DISC ASSEMBLY	1
24	XDCZZ	19190	1-26-11018	.NUT HEXAGON.....	1
25	XDCZZ	19190	1-26-13292	.WASHER LOCK... ..	1
26	XDCZZ	19190	1-26-13327	.WASHER FLAT.....	1
27	XDCZZ	19190	2-22-13337	.BRACKET STOPPER 1.....	1
28	XDCZZ	19190	2-33-10649	.DISC STOPPER	1
29	PACZZ	19190	2-33-10648	.STOPPER, HOPPER.....	1
30	XDCZZ	19190	1-39-10557	.HOPPER COMMUNE.....	1
31	XDCZZ	19190	1-22-14044	.BRACKET FLUSH VALVE.....	1
32	XDCZZ	19190	1-26-10624	.RING RETAINING	7
33	XDCZZ	19190	1-26-10597	.PIN STRAIGHT.....	1
34	XDCZZ	19190	1-26-13475	.PIN STRAIGHT.....	1
35	XDCZZ	19190	2-27-10550	.LEVER FOOT.	1
36	XDCZZ	19190	1-26-13443	.PIN STRAIGHT.....	1
37	XDCZZ	19190	1-23-13321	.LINK	1
38	XDCZZ	19190	1-23-13320	.LINK HOPPER.....	1
39	XDCZZ	19190	1-26-13315	.NUT HEXAGON.....	1
40	XDCZZ	19190	1-39-10551	.BRACKET FOOT LEVER	1
41	XDCZZ	19190	1-36-13957	.PAD.....	1
42	XDCZZ	19190	2-28-13323	.COLLAR MICRO SW	1
43	XDCZZ	19190	1-23-13322	.COLLAR.....	1
44	XDCZZ	19190	1-23-10558	.SHAFT	1
45	XDCZZ	19190	1-26-10745	.SCREW CAP HEX HEAD.....	1
46	XDCZZ	19190	1-26-13241	.NUT HEXAGON.....	1
47	XDCZZ	19190	2-28-13517	.CABLE ASSEMBLY	1

SECTION II

TM 55-1905-219-34P-1

(1) ITEM NO	(2) SMR CODE	(3) CAGEC	(4) PART NUMBER	(5) DESCRIPTION AND USABLE ON CODES(UOC)	(6) QTY
48	XDCZZ	19190	2-22-13516	..FITTING CLEVIS.....	1
49	XDCZZ	19190	2-18-13521	..CABLE ASSEMBLY.....	1
50	XDCZZ	19190	2-28-13515	..RETAINER CABLE.....	1
51	XDCZZ	19190	2-28-13512	..COLLAR CABLE.....	1
52	XDCZZ	19190	1-26-11050	..BOLT HEXAGON.....	1
53	XDCZZ	19190	1-26-13245	..SCREW MACHINE.....	2
54	XDCZZ	19190	1-26-13239	..NUT HEXAGON.....	2
55	XDCZZ	19190	1-26-12128	..WASHER FLAT.....	2
56	XDCZZ	19190	1-13-13525	..SWITCH, FOOT.....	1
57	PACZZ	19190	2-31-14089	..GASKET.....	1
58	XDCZZ	19190	1-28-14090	..SPRING ASSEMBLY.....	1
59	XDCZZ	19190	2-23-10656	..CRANKSHAFT.....	1
60	XDCZZ	19190	1-26-10543	..SLEEVE CRANKS HAFT.....	2
61	XDCZZ	19190	1-26-14674	..SCREW CAP HEX HEAD.....	2
62	XDCZZ	19190	1-26-14086	..WASHER FLAT.....	2
63	XDCZZ	19190	2-23-13445	..PLATE VALVE.....	1
64	XDCZZ	19190	1-36-13474	..WASHER RUBBER.....	4
65	XDCZZ	19190	2-22-13330	..BRACKET COMMODE SW.....	1
66	XDCZZ	19190	1-39-10600	..POST HINGE.....	2
67	XDCZZ	19190	1-39-11504	..SEAT OPEN FRONT.....	1

END OF FIGURE

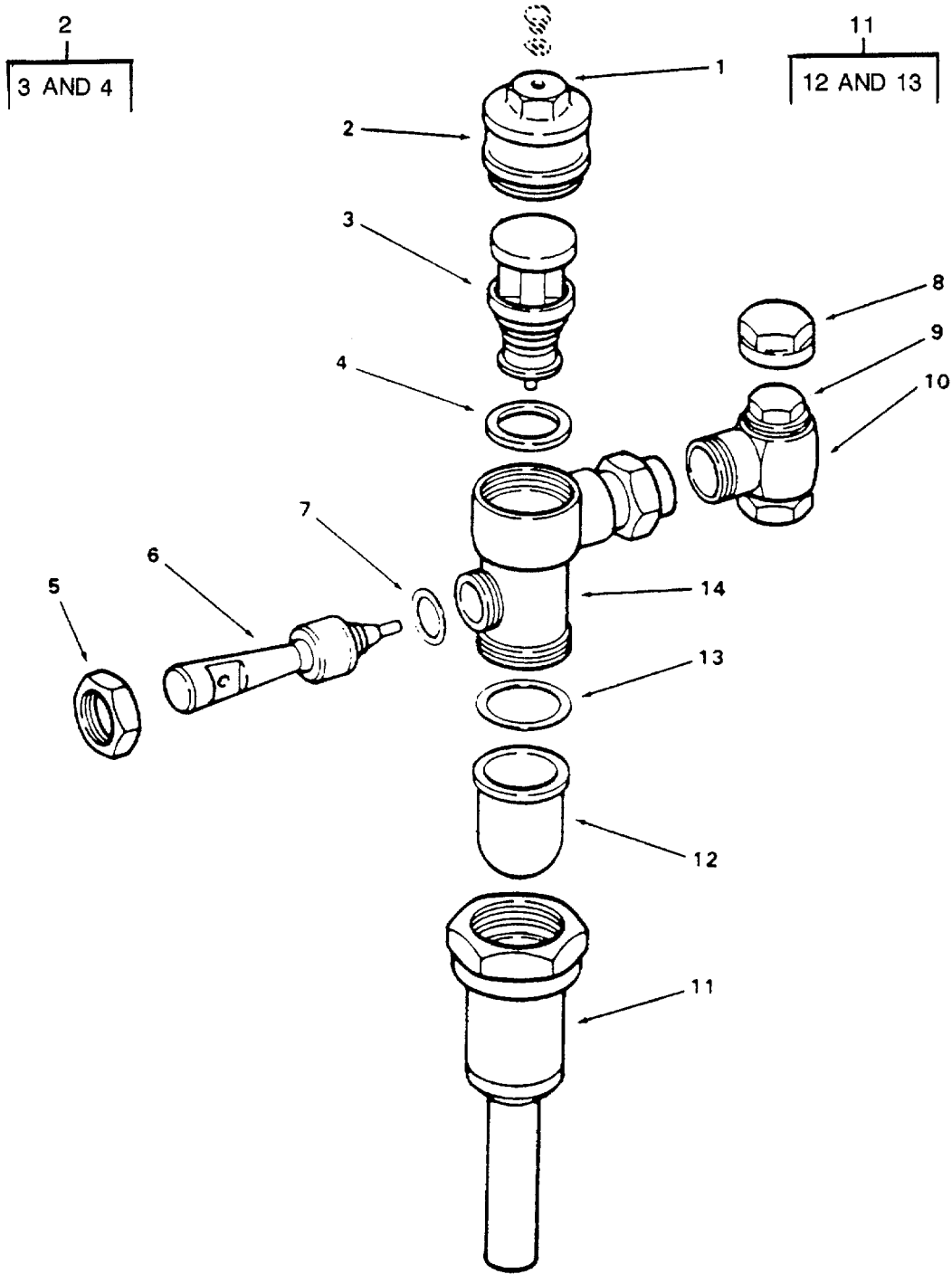


Figure 324. Flush Valve.

SECTION II

TM 55-1905-219-34P-1

(1) ITEM NO	(2) SMR CODE	(3) CAGEC	(4) PART NUMBER	(5) DESCRIPTION AND USABLE ON CODES(UOC)	(6) QTY
GROUP 10 SEWAGE SYSTEM					
FIGURE 324 FLUSH VALVE					
	PACFF	78330	3942604	VALVE, FLUSH.....	2
1	XDCZZ	12201	1-28-14072-3	.SCREW VOLUME	1
2	XDCZZ	12201	1-28-14072-2	.CAP FLUSH VALVE	1
3	KFCZZ	12201	1-28-14072-4	..PISTON FLUSH VALVE PART OF KIT P/N 2-28-14942-16	1
4	KFCZZ	12201	1-28-14072-5	..GASKET MAIN SEAT PART OF KIT P/N 2 -28-14942-16	1
5	XDCZZ	12201	1-28-14072-7	.NUT RETAINING FLUSH.....	1
6	XDCZZ	12201	1-28-14072-6	.HANDLE FLUSH VALVE	1
7	XDCZZ	12201	1-28-14072-8	.GASKET FLUSH VALVE	1
8	XDCZZ	12201	1-28-14072-14	.CAP.....	1
9	XDCZZ	12201	1-28-14072-13	.SCREW SHUT OFF.....	1
10	XDCZZ	12201	1-28-14072-12	.TEE INLET FLUSH	1
11	XDCZZ	12201	1-28-14072-11	.TAILPIECE FLUSH.....	1
12	KFCZZ	12201	1-28-14072-9	..BREAKER VACUUM PART OF KIT P/N 2- 28-14938-16.....	1
13	KFCZZ	12201	1-28-14072-10	..GASKET VACUUM PART OF KIT P/N 2-28 -14938-16	1
14	XDCZZ	12201	1-28-14072-15	.VALVE BODY	1
	XDCZZ	12201	2-28-14938-16	VACUUM BREAKER KIT.....	1
				BREAKER VACUUM (1) 324-12	
				GASKET VACUUM (1) 324-13	
	XDCZZ	12201	2-28-14942-16	PISTON REPAIR KIT	1
				GASKET MAIN SEAT (1) 324-4	
				PISTON FLUSH VALVE (1) 324-3	

END OF FIGURE

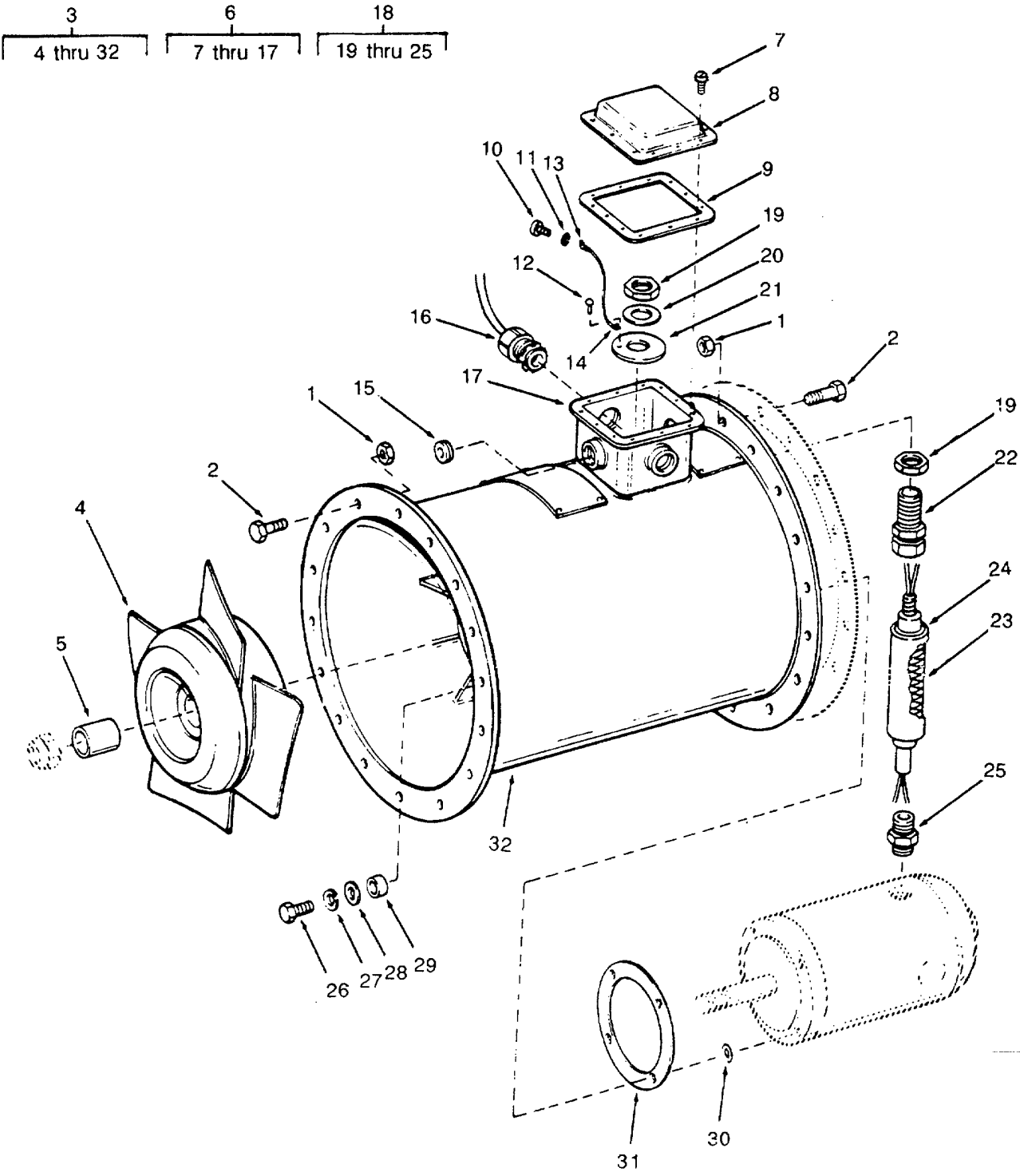


Figure 325. Recirculating Fan.

SECTION II

TM 55-1905-219-34P-1

(1) ITEM NO	(2) SMR CODE	(3) CAGEC	(4) PART NUMBER	(5) DESCRIPTION AND USABLE ON CODES(UOC)	(6) QTY
-------------------	--------------------	--------------	-----------------------	---	------------

GROUP 11 HEATING, VENTILATION AND AIR CONDITIONING SYSTEM

FIGURE 325 FLUSH VALVE

1	PACZZ	96906	MS51967-14	NUT, PLAIN, HEXAGON	32
2	PACZZ	96906	MS90725-109	SCREW, CAP, HEXAGON H	32
3	PACHH	09519	9W-58437	FAN, VANEAXIAL ENGINE ROOM EXHAUST.....	2
4	XDCZZ	09519	5W-33754-2	..WHEEL ASSEMBLY	1
5	XDCZZ	09519	E059172	..SPACER FAN MOTOR	1
6	XDCZZ	09519	5W-39654-1	..CONDUIT BOX	1
7	XDCZZ	09519	5W-39654-36	..FASTENER SEMS STEEL	12
8	XDCZZ	09195	5W-39654-9	..COVER CONDUIT BOX.....	1
9	PCCZZ	09519	5W-39654-10	..GASKET	1
10	PACZZ	96906	MS35206-241	..SCREW, MACHINE	1
11	PACZZ	96906	MS35338-42	..WASHER, LOCK.....	1
12	XDCZZ	09519	4W-34473-10	..RIVET TINNERS 2 LB.....	1
13	XDCZZ	04618	33217	..TERMINAL RING	1
14	XDCZZ	04618	33219	..TERMINAL SPADE	1
15	XDCZZ	09519	5W-39654-39	..PLUG PIPE 1 INCH	3
16	XDCZZ	09519	5W-39654-37	..COUPLING PIPE	3
17	XDCZZ	09519	5W-39654-7	..BOX CONDUIT	1
18	XDCZZ	09519	4W-58326-4	..CONDUIT ASSEMBLY	1
19	XDCZZ	09519	9W-58437-36	..NUT HEXAGON 1/2	2
20	XDCZZ	09519	4W-58331	..WASHER COPPER 1/2	1
21	XDCZZ	09519	5V-8501-67-10	..GASKET	1
22	XDCZZ	09519	9W-58437-19	..FITTING END 1/2.....	1
23	XDCZZ	09519	9W-58437-20	..SHEATH BRAID BRONZE	1
24	XDCZZ	09519	9W-58437-22	..SLEEVE RUBBER.....	1
25	XDCZZ	09519	9W-58437-21	..NIPPLE WITH 1/2HEX.....	1
26	PACZZ	96906	MS18154-60	..SCREW, CAP, HEXAGON H	4
27	PACZZ	96906	MS35335-32	..WASHER, LOCK.....	4
28	PACZZ	96906	MS27183-13	..WASHER, FLAT.....	4
29	XDCZZ	09519	9W-58437-16	..BUSHING FABREEKA	4
30	XDCZZ	09519	4W-33551-2	..WASHER 3-PLY	4
31	XDCZZ	09519	4W-33551-1	..GASKET MOTOR	1
32	XDCZZ	09519	5W-35826-1	..HOUSING ASSEMBLY	1

END OF FIGURE

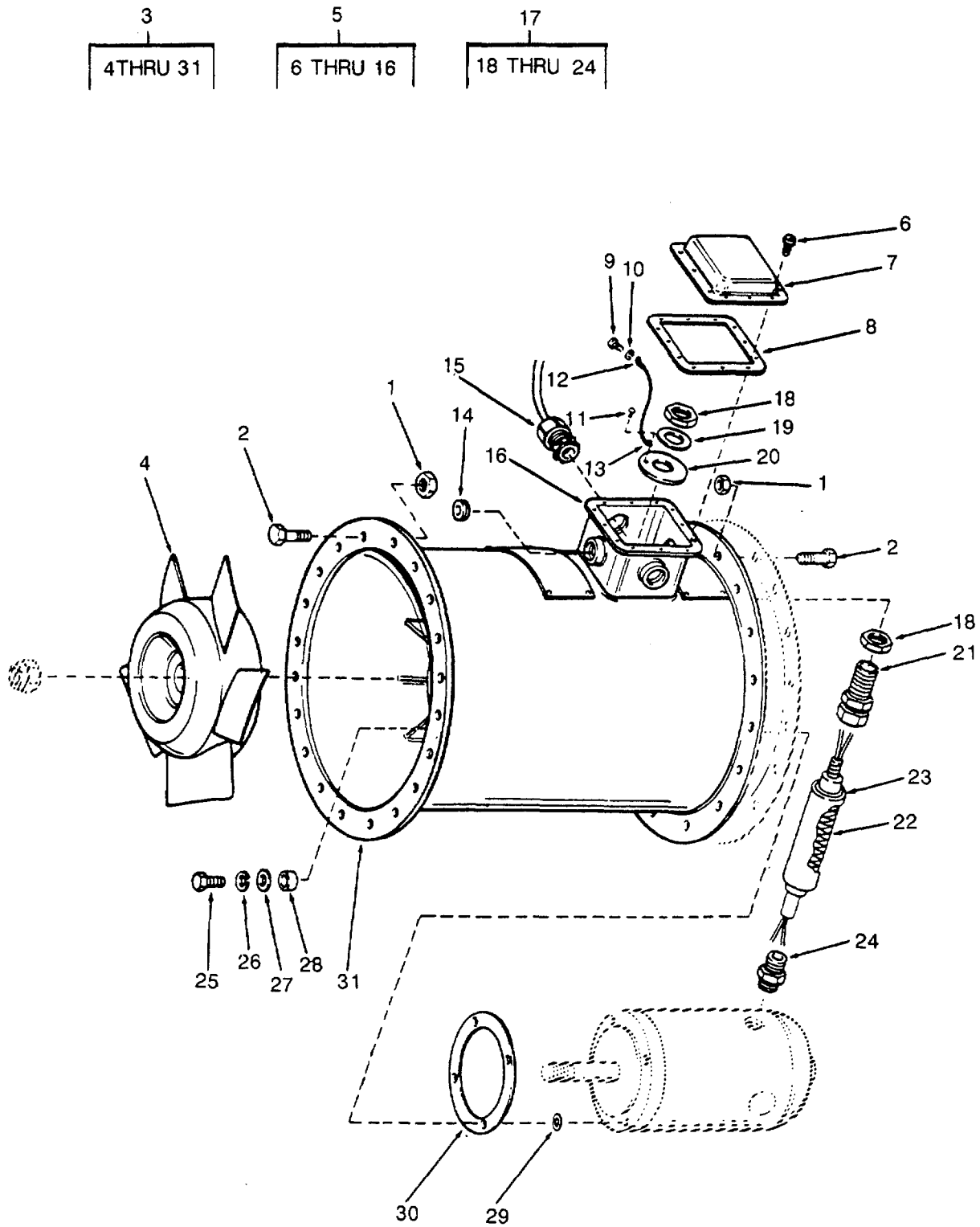


Figure 326. Exhaust Fan, Galley/Washroom Access Space

SECTION II

TM 55-1905-219-34P-1

(1) ITEM NO	(2) SMR CODE	(3) CAGEC	(4) PART NUMBER	(5) DESCRIPTION AND USABLE ON CODES(UOC)	(6) QTY
GROUP 11 HEATING, VENTILATION AND AIR CONDITIONING SYSTEM					
FIGURE 32 EXHAUST FAN (GALLEY/WASHROOM)					
1	PACZZ	96906	MS51967-14	NUT, PLAIN, HEXAGON.....	40
2	PACZZ	96906	MS90725-109	SCREW, CAP, HEXAGON H	40
3	XDCHH	09519	9W-58010	FAN VANE AXIAL NAVY GALLEY.....	1
WASHROOM MACHINERY ACCESS SPACE EXHAUST					
4	XDCZZ	09519	5W-34029-2	..WHEEL ASSE MBLY	1
5	XDCZZ	09519	5W-39654-1	..CONDUIT BOX.....	1
6	XDCZZ	09519	5W-39654-36	..FASTENER FIL HEAD.....	12
7	XDCZZ	09195	5W-39654-9	..COVER CONDUIT BOX	1
8	PCCZZ	09519	5W-39654-10	..GASKET	1
9	PACZZ	96906	MS35206-241	..SCREW, MACHINE	1
10	PACZZ	96906	MS35338-42	..WASHER, LOCK	1
11	XDCZZ	09519	4W-34473-10	..RIVET	1
12	XDCZZ	04618	33217	..TERMINAL RING	1
13	XDCZZ	04618	33219	..TERMINAL SPADE.....	1
14	XDCZZ	09519	5W-39654-39	..PLUG PIPE	3
15	XDCZZ	09519	5W-39654-37	..COUPLING PIPE.....	3
16	XDCZZ	09519	5W-39654-7	..BOX CONDUIT	1
17	XDCZZ	09519	4W-58326-3	..CONDUIT ASSEMBLY	1
18	XDCZZ	09519	9W-58010-34	..NUT HEX 3/4-142	
19	XDCZZ	09519	4W-58331-1	..WASHER COPPER.....	1
20	XDCZZ	09519	5V-8501-67-10	..GASKET.....	1
21	XDCZZ	09519	9W-58010-19	..FITTING END 1/2.....	1
22	XDCZZ	09519	9W-58010-20	..SHEATH BRAID BRONZE.....	1
23	XDCZZ	09519	9W-58010-22	..SLEEVE RUBBER.....	1
24	XDCZZ	09519	9W-58010-21	..NIPPLE WITH 1/2HEX.....	1
25	PACZZ	96906	MS18154-60	..SCREW, CAP, HEXAGON H	4
26	PACZZ	96906	MS35335-32	..WASHER, LOCK.....	4
27	PACZZ	96906	MS27183-13	..WASHER, FLAT.	4
28	XDCZZ	09519	5W-28829-24	..BUSHING FABREEKA.....	4
29	XDCZZ	09519	4W-33551-2	..WASHER 3-PLY	4
30	XDCZZ	09519	4W-33551-1	..GASKET MOTOR.....	1
31	XDCZZ	09519	5W-58011-1	..HOUSING ASSEMBLY	1

END OF FIGURE

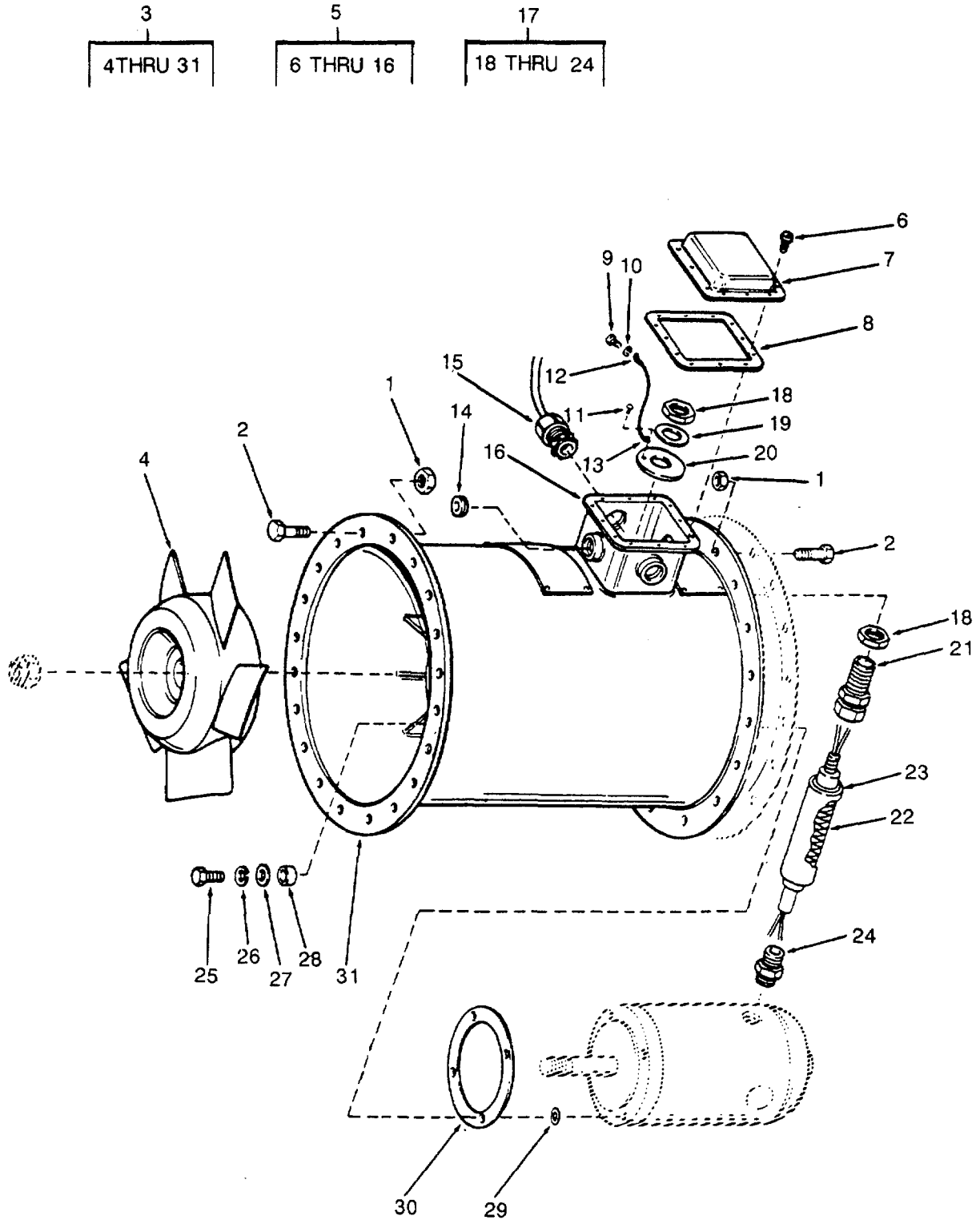


Figure 327. Exhaust Fan, Air Conditioning Machinery and Spares

SECTION II

TM 55-1905-219-34P-1

(1) ITEM NO	(2) SMR CODE	(3) CAGEC	(4) PART NUMBER	(5) DESCRIPTION AND USABLE ON CODES(UOC)	(6) QTY
GROUP 11 HEATING, VENTILATION AND AIR CONDITIONING SYSTEM					
FIGURE 327 EXHAUST FAN (A/C MACHINERY AND SPARES SPACE					
1	PACZZ	96906	MS51967-14	NUT, PLAIN, HEXAGON.....	28
2	PACZZ	96506	MS90725-109	SCREW, CAP, HEXAGON H	28
3	XDCHH	09519	9W-57010(75T1684)	FAN VANE AXIAL NAVY AIR.....	1
CONDITIONING MACHINERY AND SPARES SPACE EXHAUST.....					
4	XDCZZ	09519	5W-32362	..WHEEL ASSEMBLY.....	1
5	XDCZZ	09519	5W-39654-1	..CONDUIT BOX	1
6	XDCZZ	09519	5W-39654-36	..FASTENER SEMS STEEL	12
7	XDCZZ	09195	5W-39654-9	..COVER CONDUIT BOX	1
8	PCCZZ	09519	5W-39654-10	..GASKET	1
9	PACZZ	96906	MS35206-241	..SCREW, MACHINE.....	1
10	PACZZ	96906	MS35338-42	..WASHER, LOCK.....	1
11	XDCZZ	09519	4W-34473-10	..RIVET TINNERS 2 LB.....	1
12	XDCZZ	04618	33217	..TERMINAL RING.....	1
13	XDCZZ	04618	33219	..TERMINAL SPADE.....	1
14	XDCZZ	09519	5W-39654-39	..PLUG PIPE 1 INCH.....	3
15	XDCZZ	09519	5W-39654-37	..COUPLING PIPE	3
16	XDCZZ	09519	5W-39654-7	..BOX CONDUIT.....	1
17	XDCZZ	09519	4W-58326-2	..CONDUIT ASSEMBLY.....	1
18	XDCZZ	09519	9W-57010-12	..NUT HEXAGON 1/2.....	2
19	XDCZZ	09519	4W-58331	..WASHER COPPER.....	1
20	XDCZZ	09519	5V-8501-67-10	..GASKET	1
21	XDCZZ	09519	9W-57010-11	..FITTING END 1/2	1
22	XDCZZ	09519	9W-57010-13	..SHEATH BRAID BRONZE.....	1
23	XDCZZ	09519	9W-57010-15	..SLEEVE RUBBER.....	1
24	XDCZZ	09519	9W-57010-14	..NIPPLE WITH 1/2HEX	1
25	PACZZ	96906	MS18154-59	..SCREW, CAP, HEXAGON H	4
26	PACZZ	96906	MS35335-32	..WASHER, LOCK.....	4
27	PACZZ	96906	MS27183-13	..WASHER, FLAT	4
28	XDCZZ	09519	9W-57010-34	..BUSHING FABREEKA.....	4
29	XDCZZ	09519	4W-33551-2	..WASHER 3-PLY.....	4
30	XDCZZ	09519	5W-57228-4	..GASKET MOTOR.....	1
31	XDCZZ	09519	5W-57011-1	..HOUSING ASSEMBLY.....	

END OF FIGURE

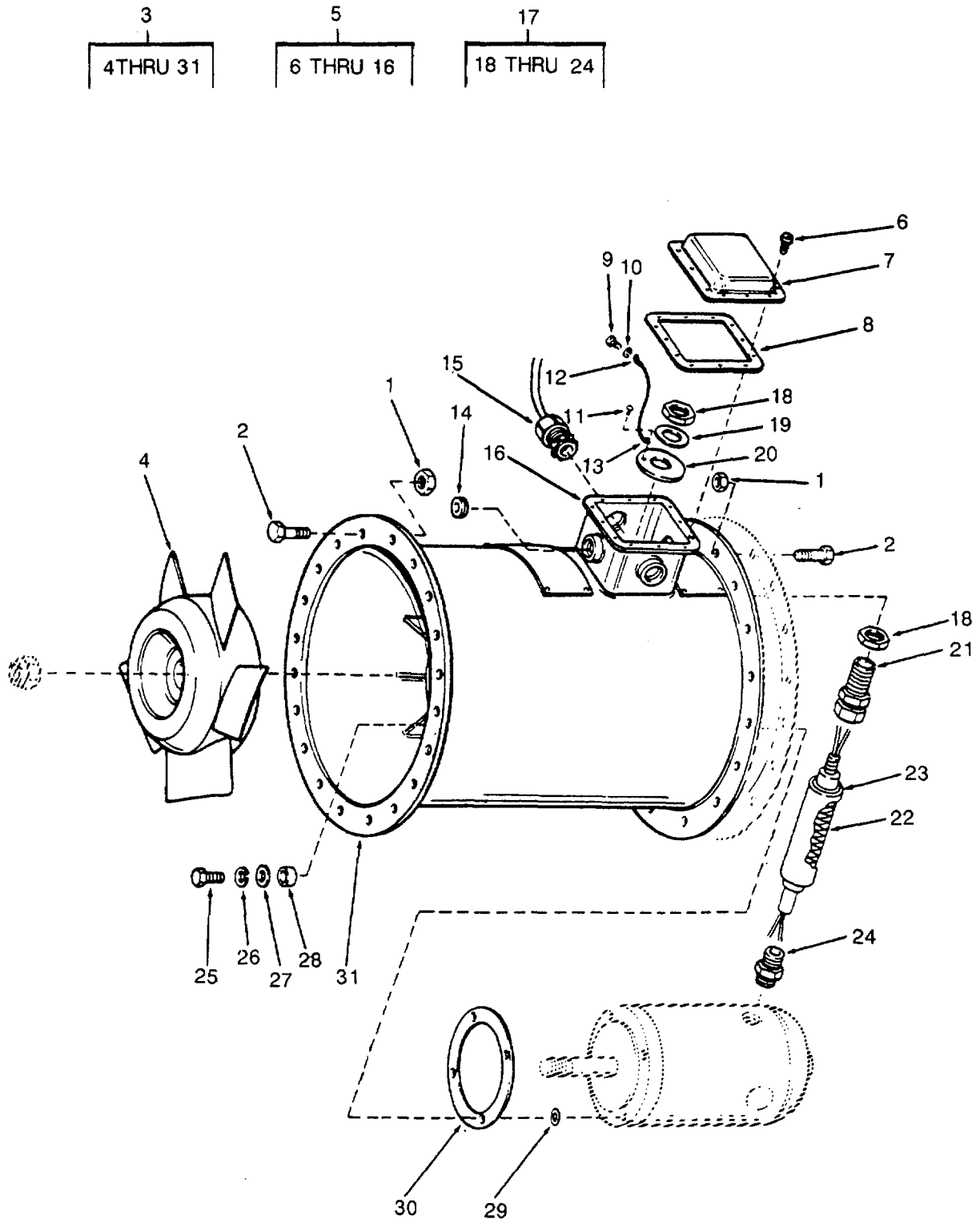


Figure 328. Exhaust Fan, Anchor Winch and Bow Ramp Winch

SECTION II

TM 55-1905-219-34P-1

(1) ITEM NO	(2) SMR CODE	(3) CAGEC	(4) PART NUMBER	(5) DESCRIPTION AND USABLE ON CODES(UOC)	(6) QTY
GROUP 11 HEATING, VENTILATION AND AIR CONDITIONING SYSTEM					
FIGURE 328 EXHAUST FAN (ANCHOR WINCH AND BOW RAMP WINCHES)					
1	PACZZ	96906	MS51967-14	NUT, PLAIN, HEXAGON	48
2	PACZZ	96906	MS90725-109	SCREW, CAP, HEXAGON H	48
3	XDCHH	09519	9W-58790	FAN VANE AXIAL NAVY ANCHOR WINCH	2
AND BOW RAMP WINCH EXHAUST					
4	XDCZZ	09519	5W-41502-5	..WHEEL ASSEMBLY	1
5	XDCZZ	09519	5W-39654-1	..CONDUIT BOX.....	1
6	XDCZZ	09519	5W-39654-36	..FASTENER SEMS STEEL.....	12
7	XDCZZ	09195	5W-39654-9	..COVER CONDUIT BOX.....	1
8	PCCZZ	09519	5W-39654-10	..GASKET.....	1
9	PACZZ	96907	MS35206-241	..SCREW, MACHINE	1
10	PACZZ	96906	MS35338-42	..WASHER, LOCK.....	1
11	XDCZZ	09519	4W-34473-10	..RIVET TINNERS 2 LB.....	1
12	XDCZZ	04618	33217	..TERMINAL RING	1
13	XDCZZ	04618	33219	..TERMINAL SPADE.....	1
14	XDCZZ	09519	5W-39654-39	..PLUG PIPE 1 INCH	3
15	XDCZZ	09519	5W-39654-37	..COUPLING PIPE	3
16	XDCZZ	09519	5W-39654-7	..BOX CONDUIT	1
17	XDCZZ	09519	4W-58326-5	..CONDUIT ASSEMBLY	1
18	XDCZZ	09519	9W-58790-14	..NUT HEXAGON 1/2	2
19	XDCZZ	09519	4W-58351-1	..WASHER COPPER	1
20	XDCZZ	09519	5V-8501-67-7	..GASKET CONDUIT	1
21	XDCZZ	09519	9W-58790-13	..FITTING END 1/2	1
22	XDCZZ	09519	9W-58790-15	..SHEATH BRAID BRONZE	1
23	XDCZZ	09519	9W-58790-17	..SLEEVE RUBBER	1
24	XDCZZ	09519	9W-58790-16	..NIPPLE WITH 1/2HEX.....	1
25	PACZZ	96906	MS18154-60	..SCREW, CAP, HEXAGON H	4
26	PACZZ	96906	MS35335-32	..WASHER, LOCK.....	4
27	PACZZ	96906	MS27183-13	..WASHER, FLAT.....	4
28	XDCZZ	09519	5W-28829-24	..BUSHING FABREEKA	4
29	XDCZZ	09519	4W-33551-2	..WASHER 3-PLY	4
30	XDCZZ	09519	5W-57228-4	..GASKET MOTOR.....	1
31	XDCZZ	09519	5W-39702-10	..HOUSING ASSEMBLY	1

END OF FIGURE

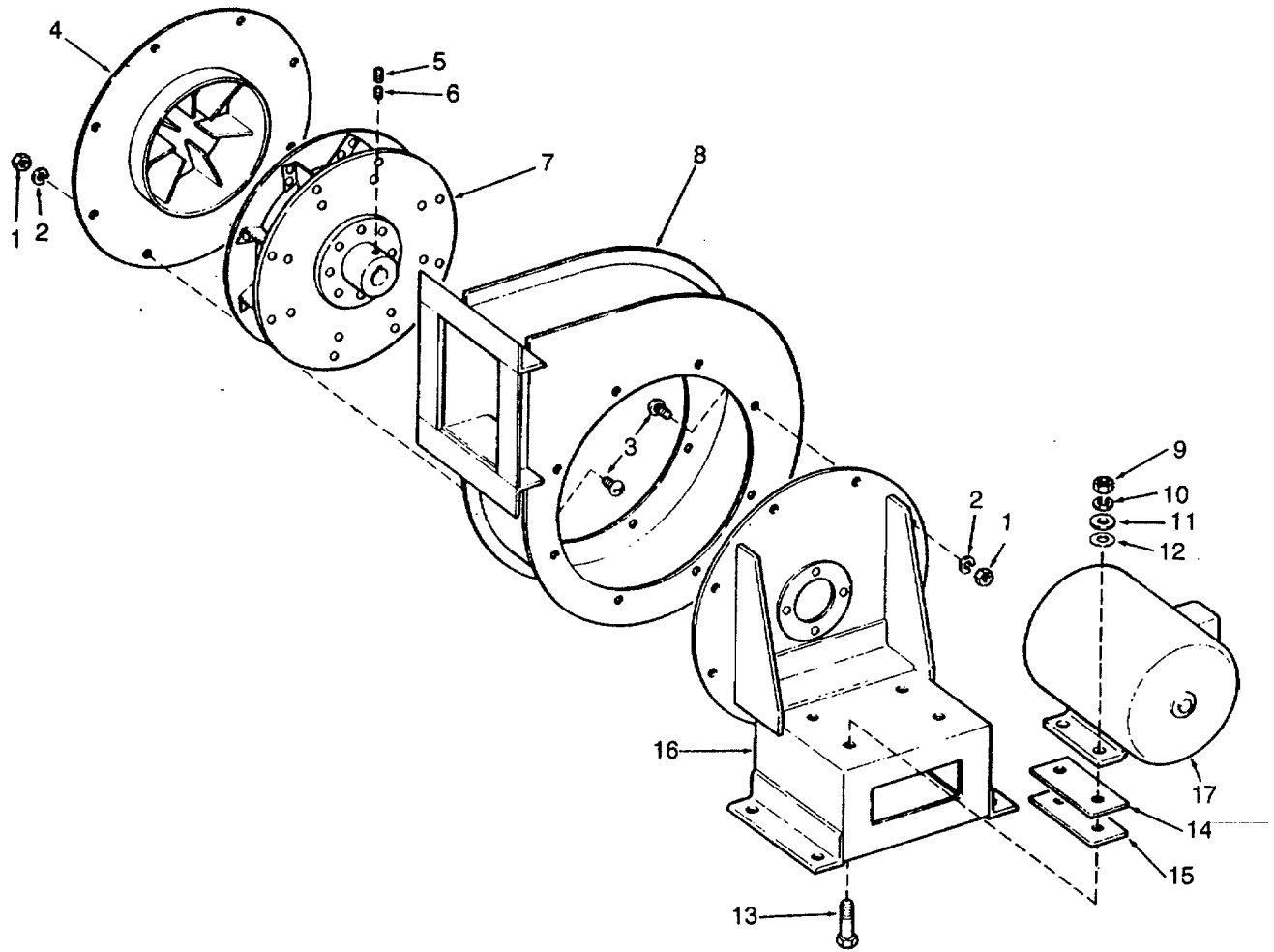


Figure 329. Centrifugal Fan Motor

SECTION II

TM 55-1905-219-34P-1

(1) ITEM NO	(2) SMR CODE	(3) CAGEC	(4) PART NUMBER	(5) DESCRIPTION AND USABLE ON CODES(UOC)	(6) QTY
GROUP 11 HEATING, VENTILATION AND AIR CONDITIONING SYSTEM					
FIGURE 329 CENTRIFUGAL FAN AND MOTOR					
	XDCHH	09519	9W78117	FAN CENTRIFUGAL.....	1
1	PACZZ	96906	MS51967-15	.NUT, PLAINHEXAGON	16
2	XDCZZ	96906	MS35338-48	.WASHER, LOCK.....	16
3	XDCZZ	09519	D0-130-16	.BOLT MACHINE BUTTON	16
4	XDCZZ	09519	5W41607-1	.INLET ASSY	1
5	XDCZZ	09519	7W41608-16	.SETSCREW SOCKET HD 5/16INX18NCX1/.....	1
				2IN LG.....	
6	XDCZZ	09519	7W41608-15	.SETSCREW SOCKET HD.....	1
7	XDCZZ	09519	7W41608-22	.WHEEL ASSY CCW.....	1
8	XDCZZ	09519	5W41606-1	.HOUSING ASSY.....	1
9	PACZZ	96906	MS51967-15	.NUT, PLAIN, HEXAGON.....	4
10	XDCZZ	96906	MS35338-48	.WASHER, LOCK.....	4
11	PACZZ	96906	MS27183-17	.WASHER, FLAT	4
12	XDCZZ	09519	5W28829-12	.WASHER NONMETALLIC.....	4
13	XDCZZ	96906	MS90725-114	.SCREW, CAP, HEXAGON H.....	4
14	XDCZZ	09519	4W41213-1	.SHIM.....	2
15	XDCZZ	09519	5W28829-2	.GASKET 1/8IN	2
16	XDCZZ	09519	5W47219-1	.MOTOR BASE ASSEMBLY.....	1
17	PACFF	38740	FM705413	MOTOR, ALTERNATING C.....	1

END OF FIGURE

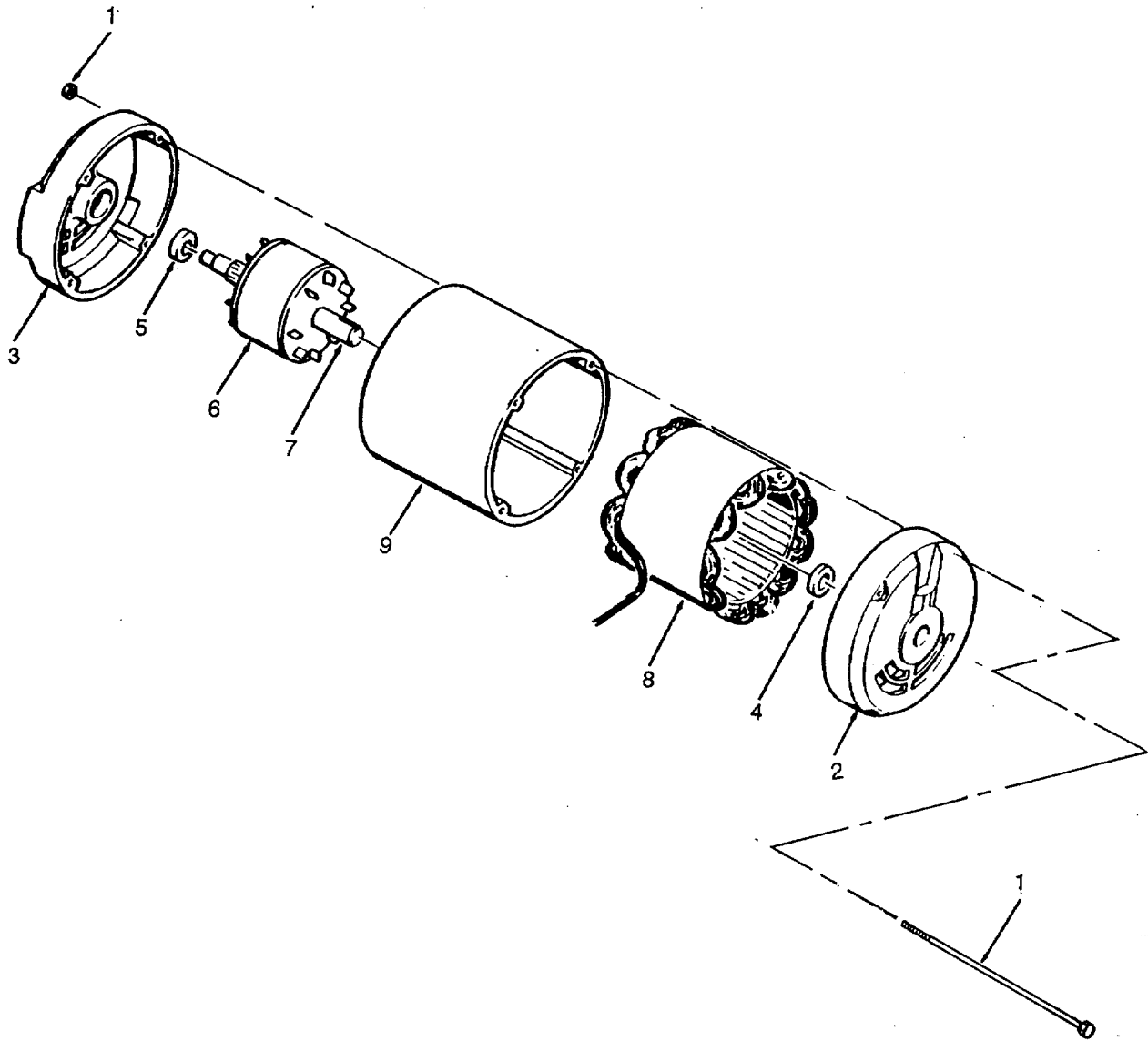


Figure 330. Fan Motor

SECTION II

TM 55-1905-219-34P-1

(1) ITEM NO	(2) SMR CODE	(3) CAGEC	(4) PART NUMBER	(5) DESCRIPTION AND USABLE ON CODES(UOC)	(6) QTY
GROUP 11 HEATING, VENTILATION AND AIR CONDITIONING SYSTEM					
FIGURE 330 FAN MOTOR (ENGINE ROOM FAN)					
	PACHH	38740	FM702004-51	.MOTOR, ALTERNATING C ENGINE ROOM..... FAN.....	1
1	XDCZZ	38740	411633-20K	..BOLTS THROUGH.....	4
2	XDCZZ	38740	79011-26A	..SHIELD END BE	1
3	XDCZZ	38740	913B02	..SHIELD END FE.....	1
4	PACZZ	38740	151248	..BEARING, BALL, ANNULA.....	1
5	PACZZ	38740	151248	..BEARING, BALL, ANNULA.....	1
6	XDHZZ	38740	56B15	..ROTOR ASSY	1
7	XDHZZ	38740	602267-07A	..SHAFT.....	1
8	XDHZZ	38740	28B15	..STATOR ASSY.....	1
9	XDHZZ	38740	79000-24, .	..FRAME.....	1

END OF FIGURE

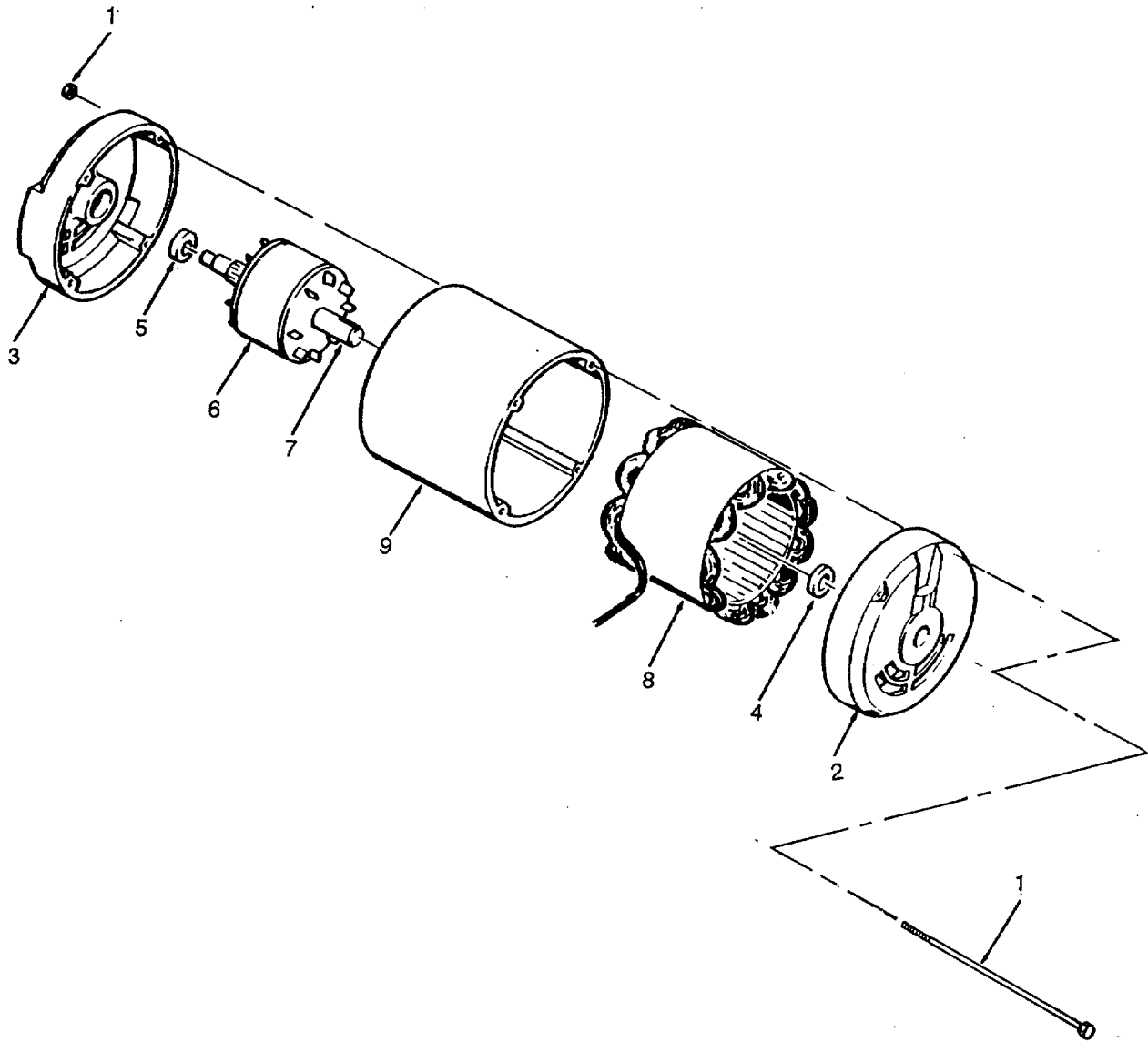


Figure 331. Fan Motor

SECTION II

TM 55-1905-219-34P-1

(1) ITEM NO	(2) SMR CODE	(3) CAGEC	(4) PART NUMBER	(5) DESCRIPTION AND USABLE ON CODES(UOC)	(6) QTY
-------------------	--------------------	--------------	-----------------------	---	------------

GROUP 11 HEATING, VENTILATION AND
AIR CONDITIONING SYSTEM

FIGURE 331 FAN MOTOR
(ENGINE ROOM FAN)

	XDCFF	38740	FM702005-51	MOTOR, ALTERNATING C GALLEY FAN.....	1
1	XDCZZ	38740	411633-20J	.BOLTS THROUGH.....	4
2	XDCZZ	38740	79011-26A	.SHIELD BACK END.....	1
3	XDCZZ	38740	913802	.SHIELD FR END.....	1
4	PACZZ	38740	151248	.BEARING, BALL, ANNULA.....	1
5	PACZZ	38740	151248	.BEARING, BALL, ANNULA.....	1
6	XDHZZ	38740	56B20	.ROTOR ASSEMBLY.....	1
7	XDHZZ	38740	602267-07-B	.SHAFT STEEL.....	1
8	XDHZZ	38740	28B20	.STATOR ASSEMBLY.....	1
9	XDHZZ	38740	79000-24-C	.FRAME STEEL.....	1

END OF FIGURE

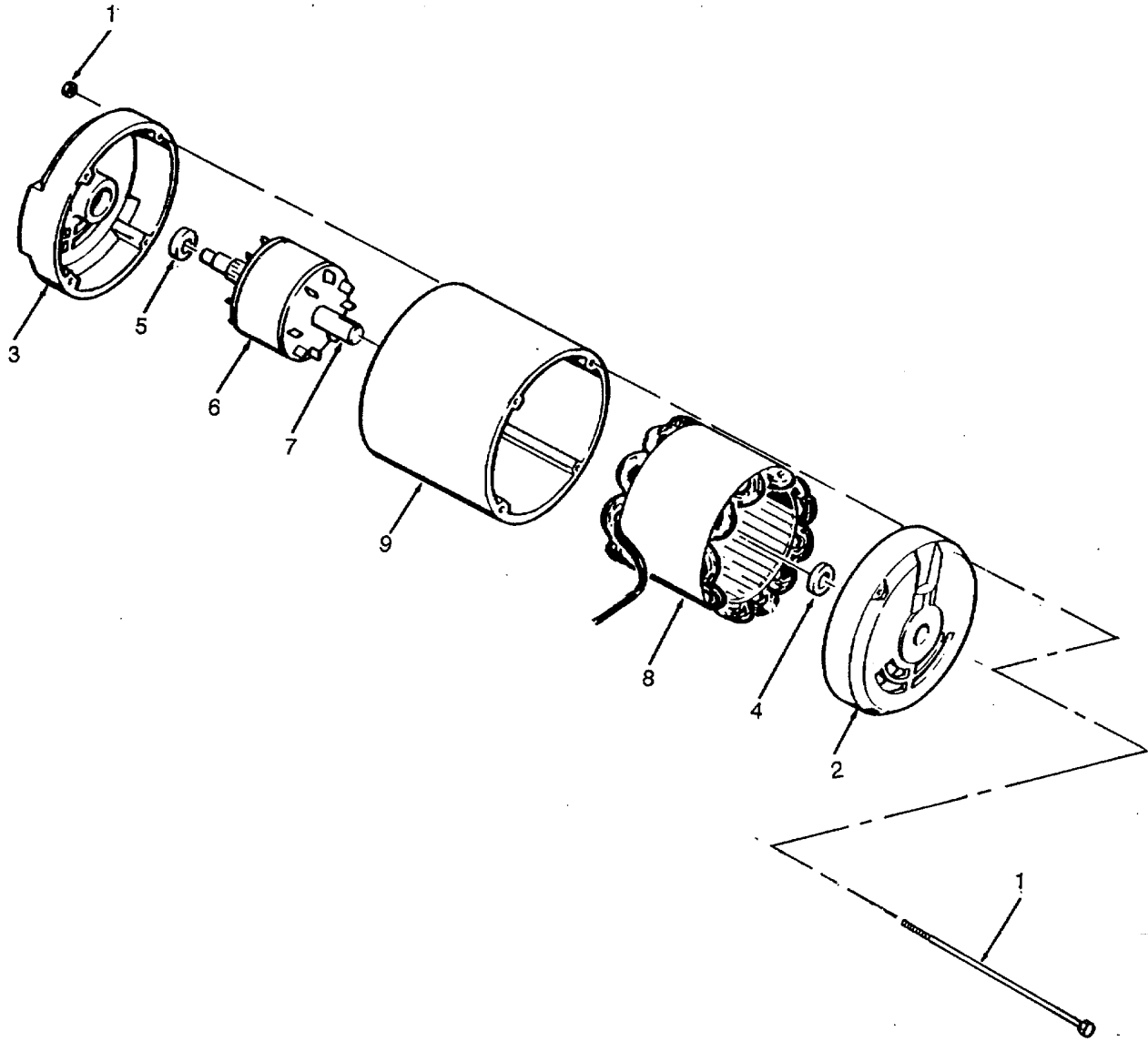


Figure 332. Fan Motor

SECTION II

TM 55-1905-219-34P-1

(1) ITEM NO	(2) SMR CODE	(3) CAGEC	(4) PART NUMBER	(5) DESCRIPTION AND USABLE ON CODES(UOC)	(6) QTY
-------------------	--------------------	--------------	-----------------------	---	------------

GROUP 11 HEATING, VENTILATION AND
AIR CONDITIONING SYSTEM

FIGURE 332 FAN MOTOR
(MACHINE ROOM)

	XDCHH		09519 A1W6	MOTOR AC SQ GAGE MACHINE ROOM.....	1
				EXHAUST FAN.....	
1	XDCZZ	38740	411633-24A	.THROUGH BOLTS.....	4
2	XDCZZ	38740	79100-02-A	.END SHIELD BE.....	1
3	XDCZZ	38740	79101-10-A	.END SHIELD FE.....	
4	PACZZ	38740	151248	.BEARING, BALL, ANNULA.....	1
5	PACZZ	38740	151248	.BEARING, BALL, ANNULA.....	1
6	XDHZZ	38740	56A15	.ROTOR ASSY.....	1
7	XDHZZ	38740	602270-05-A	.SHAFT STEEL.....	1
8	XDHZZ	38740	28A15	.STATOR ASSY.....	1
9	XDHZZ	38740	79102-02-A	.FRAME STEEL.....	1

END OF FIGURE

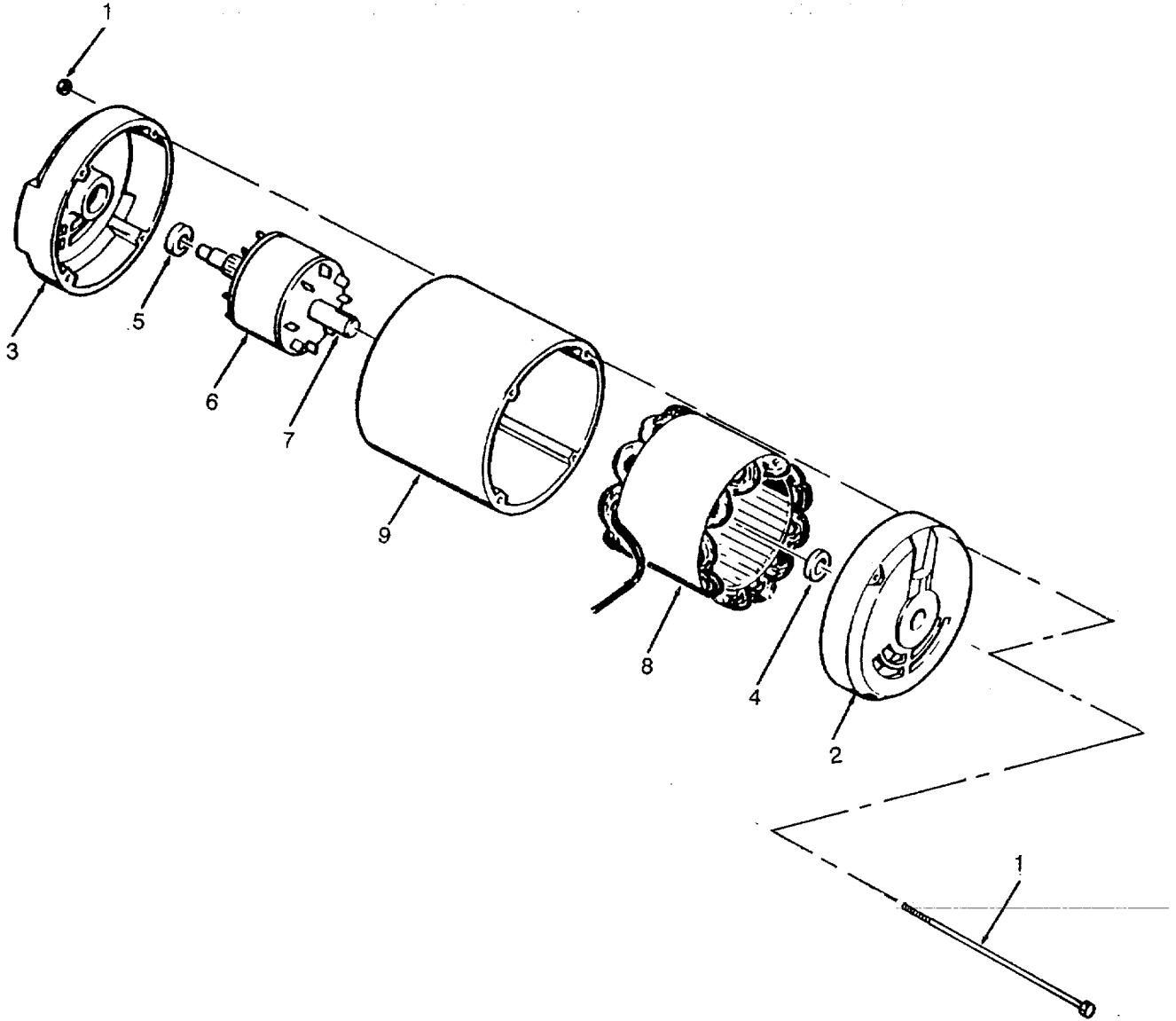


Figure 333. Fan Motor

SECTION II

TM 55-1905-219-34P-1

(1) ITEM NO	(2) SMR CODE	(3) CAGEC	(4) PART NUMBER	(5) DESCRIPTION AND USABLE ON CODES(UOC)	(6) QTY
				GROUP 11 HEATING, VENTILATION AND AIR CONDITIONING SYSTEM	
				FIGURE 333 FAN MOTOR (ANCHOR WINCH ROOM)	
	PACFF	38740	FM79648-52	MOTOR, ALTERNATING C ANCHOR WINCH..... ROOM EXHAUST FAN.....	1
1	XDCZZ	38740	411633-24-A	.THROUGH BOLTS.....	4
2	XDCZZ	38740	79100-02-A	.END SHIELD BE.....	1
3	XDCZZ	38740	79101-10-A	.END SHIELD FE.....	1
4	PACZZ	38740	151248	.BEARING, BALL, ANNULA.....	1
5	PACZZ	38740	151248	.BEARING, BALL, ANNULA.....	1
6	XDHZZ	38740	56A12	.ROTOR ASSY.....	1
7	XDHZZ	38740	602270-04-A	.SHAFT STEEL.....	1
8	XDHZZ	38740	28A12	.STATOR ASSY.....	1
9	XDHZZ	38740	79102-02-A	.FRAME STEEL.....	1

END OF FIGURE

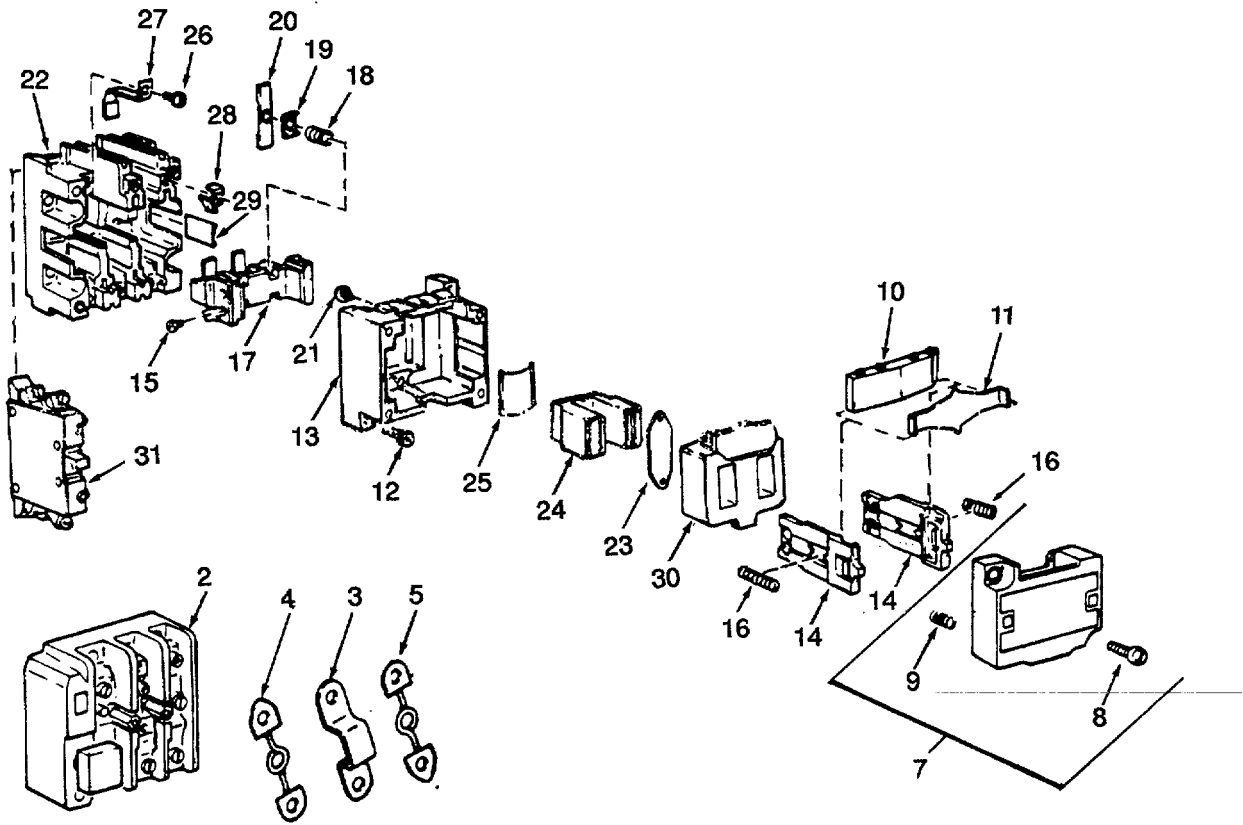
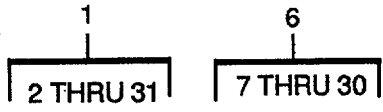


Figure 334. Starter.

SECTION II

TM 55-1905-219-34P-1

(1) ITEM NO	(2) SMR CODE	(3) CAGEC	(4) PART NUMBER	(5) DESCRIPTION AND USABLE ON CODES(UOC)	(6) QTY
-------------------	--------------------	--------------	-----------------------	---	------------

GROUP 11 HEATING, VENTILATION AND AIR CONDITIONING SYSTEM

FIGURE 334 STARTER

1	XDCHH	27192	A10BN0	STARTER 3 POLE 3 ENGINE ROOM FAN, GALLEY FAN, AND ANCHOR ROOM EXHAUST FAN MOTORS.....	3
1	XDCHH	27192	A10B1	STARTER MOTOR HVAC MACHINE ROOM EXHAUST FAN MOTOR.....	2
2	PACZZ	88140	10-5009	..RELAY ASSEMBLY.....	1
3	XDCZZ	27192	25-2217	..CONNECTOR OVERLOAD.....	1
4	PACZZ	27192	H1021	..HEATER, THERMAL RELE.....	1
5	PACZZ	27192	H1034	..HEATER, THERMAL RELE.....	1
6	XDCZZ	88140	C10BX	..POWER UNIT, TEST STA	1
7	XDCZZ	27192	49-4114	..COVER POWER UNIT	1
8	XDCZZ	27192	11-2517	...SCREW PAN HEAD	2
9	XDCZZ	27192	69-2508	...SPRING COVER.....	4
10	XDCZZ	27192	48-1019	..ARMATURE LEVER REPLACE ARMATURE WHENEVER MAGNET FRAME IS REPLACED...	1
11	XDCZZ	27192	69-2765	..PLATE SPRING	1
12	XDCZZ	27192	11-2518	..SCREW SLOTTED HEAD.....	2
13	XDCZZ	27192	49-3606	..HOUSING MAGNET.....	1
14	XDCZZ	27192	61-1857	..BAR SET PUSH LEFT TWO HALVES	1
15	XDCZZ	27192	11-2378	..SCREW PAN HEAD.....	4
16	PACZZ	27192	69-2507	..SPRING, HELICAL, COMP	2
17	XDCZZ	27192	23-3481	..BAR CONTACT.....	1
18	KFCZZ	27192	69-2715	..SPRING, HELICAL, COMP PART OF KIT P/N 6-22-2.....	3
19	KFCZZ	27192	55-1956	..RETAINER, SPRING PART OF KIT P/N 6- 22-2.....	3
20	KFCZZ	27192	23-3480	..CONTACT, ELECTRICAL PART OF KIT P/N 6-22-2.....	3
21	XDCZZ	27192	11-2515	..SCREW PAN HEAD.....	2
22	XDCZZ	27192	17-9014	..BASE MOLDED	1
23	XDCZZ	27192	19-1723	..STRAP	1
24	PACZZ	27192	17-8911	..MAGNET FRAME REPLACE MAGNET..... FRAME WHENEVER ARMATURE IS REPLACED.	1
25	XDCZZ	27192	69-2766	..SPRING MAGNET	1
26	PACZZ	88140	11-2280	..SCREW PART OF KIT P/N 6-22-2.....	6
27	KFCZZ	27192	23-3479	..CONTACT, ELECTRICAL PART OF KIT P/N 6-22-2.....	6
28	XDCZZ	27192	55-1681	..CLIP COIL TERMINAL	2
29	XDCZZ	27192	56-3493	..INSULATOR	1
30	PACZZ	27192	9-1887-17	..COIL, ELECTRICAL.....	1
31	XDCZZ	27192	C320KB2	..CONTACT, AUXILIARY	1
	PACZZ	27192	6-22-2	CONTACT KIT, ELECTRI.....	1
				CONTACT, ELECTRICAL (3) 334-20	
				CONTACT, ELECTRICAL (6) 334-27	
				RETAINER, SPRING (3) 334-19	
				SCREW (6) 334-26	
				SPRING, HELICAL, COMP (3) 334-18	
				END OF FIGURE	

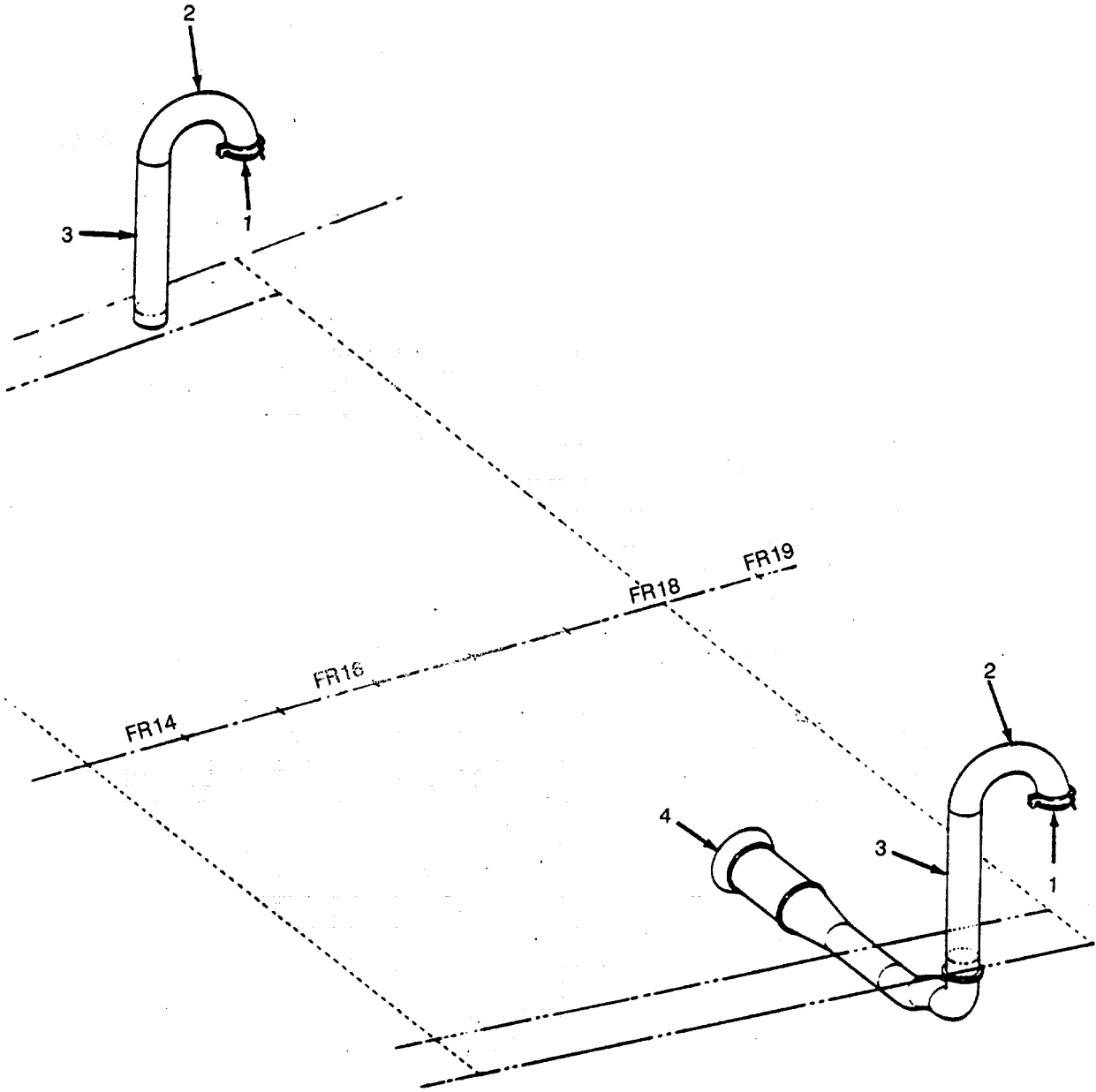


Figure 335. HVAC Ducting (Sheet 1 of 12)

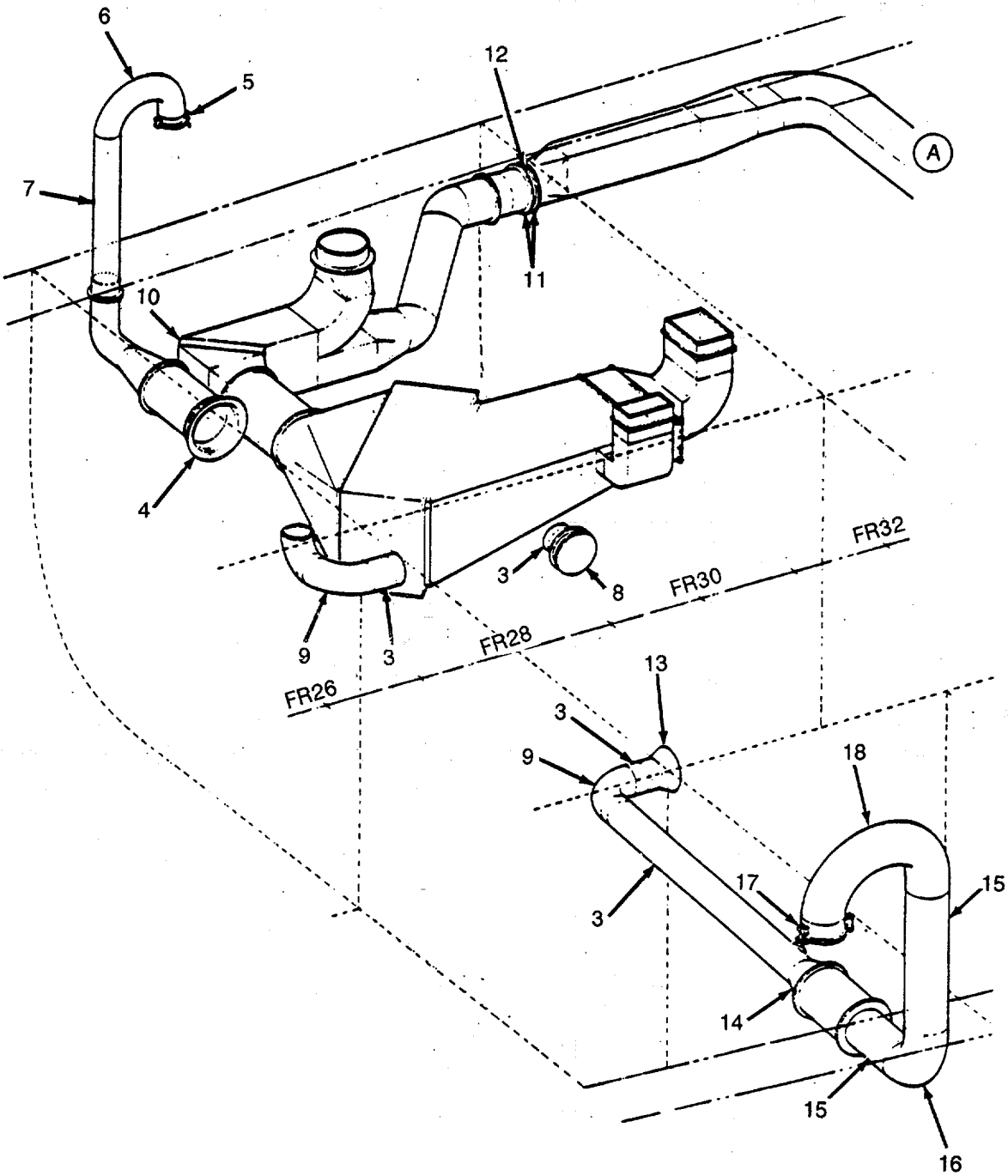


Figure 335. HVAC Ducting (Sheet 2 of 12)

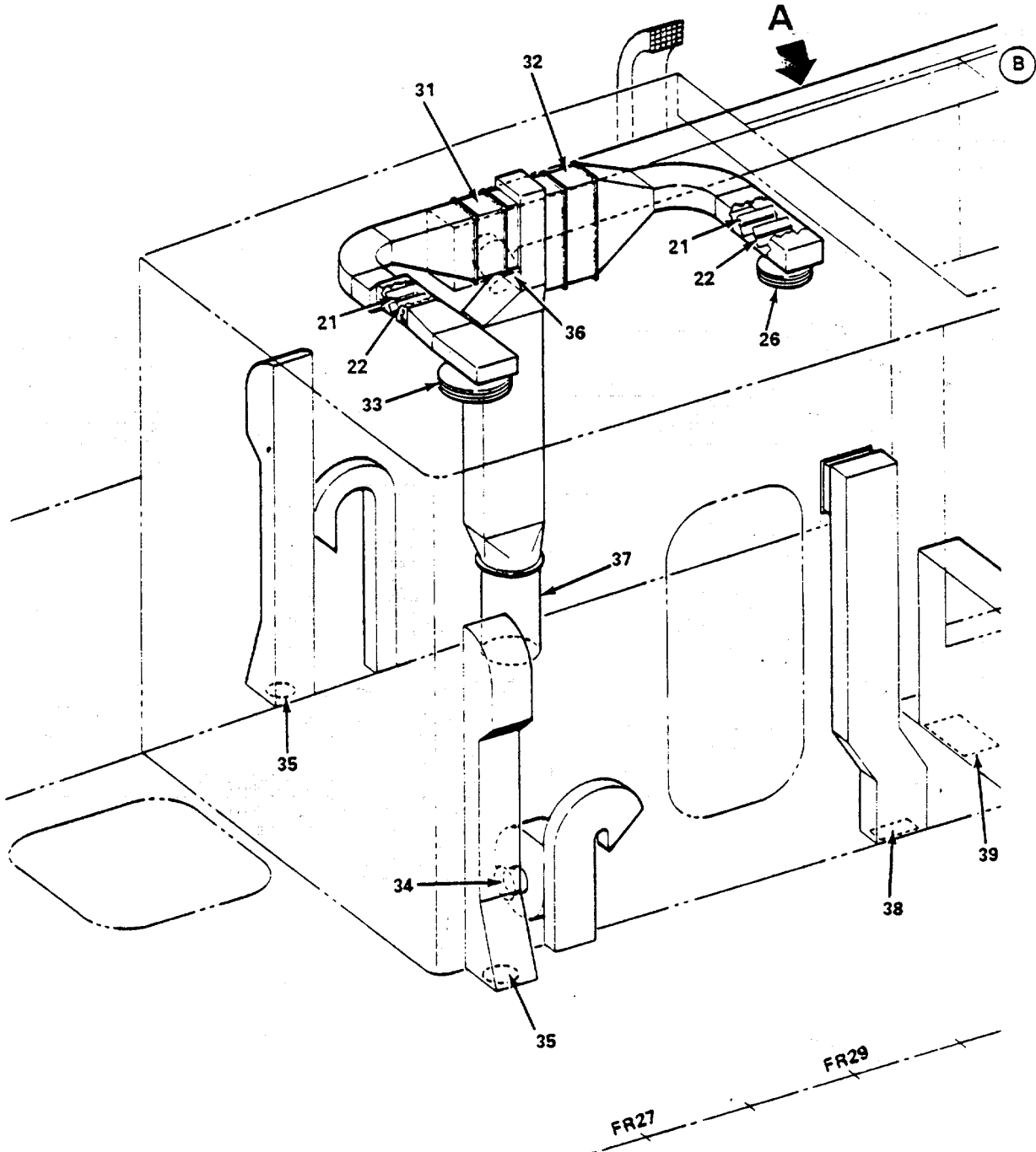


Figure 335. HVAC Ducting (Sheet 4 of 12)

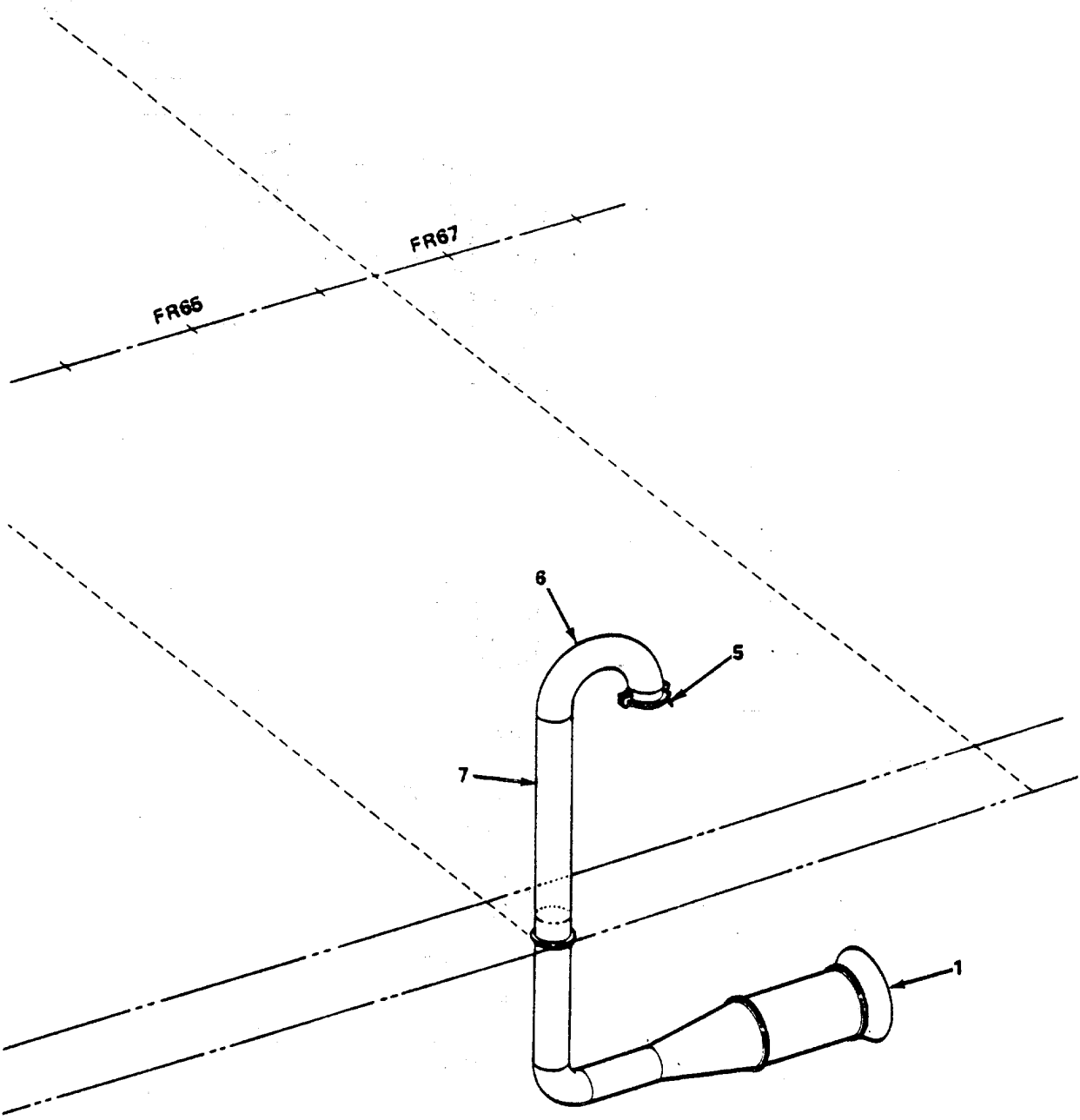


Figure 335. HVAC Ducting (Sheet 5 of 12)

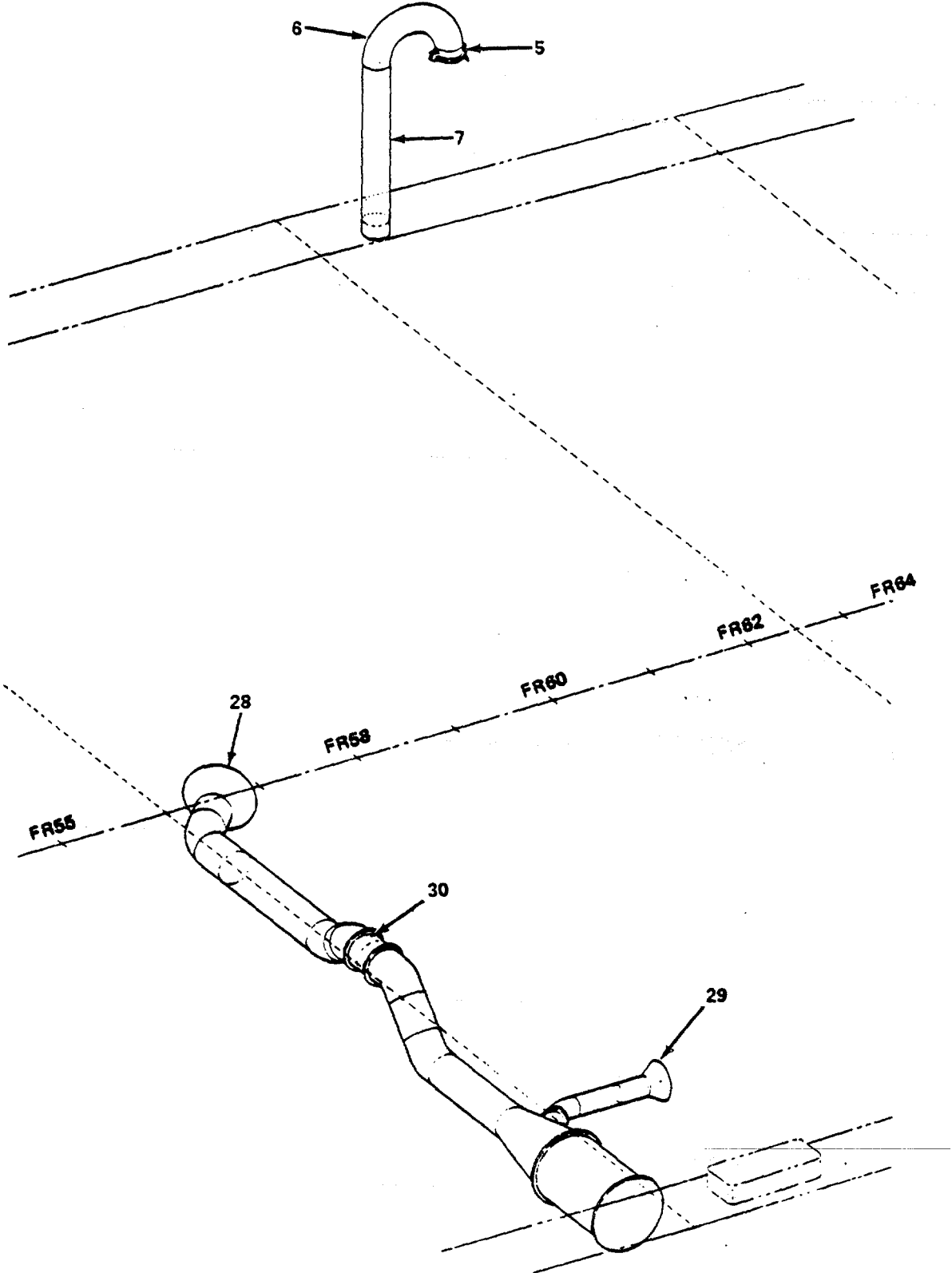


Figure 335. HVAC Ducting (Sheet 6 of 12).

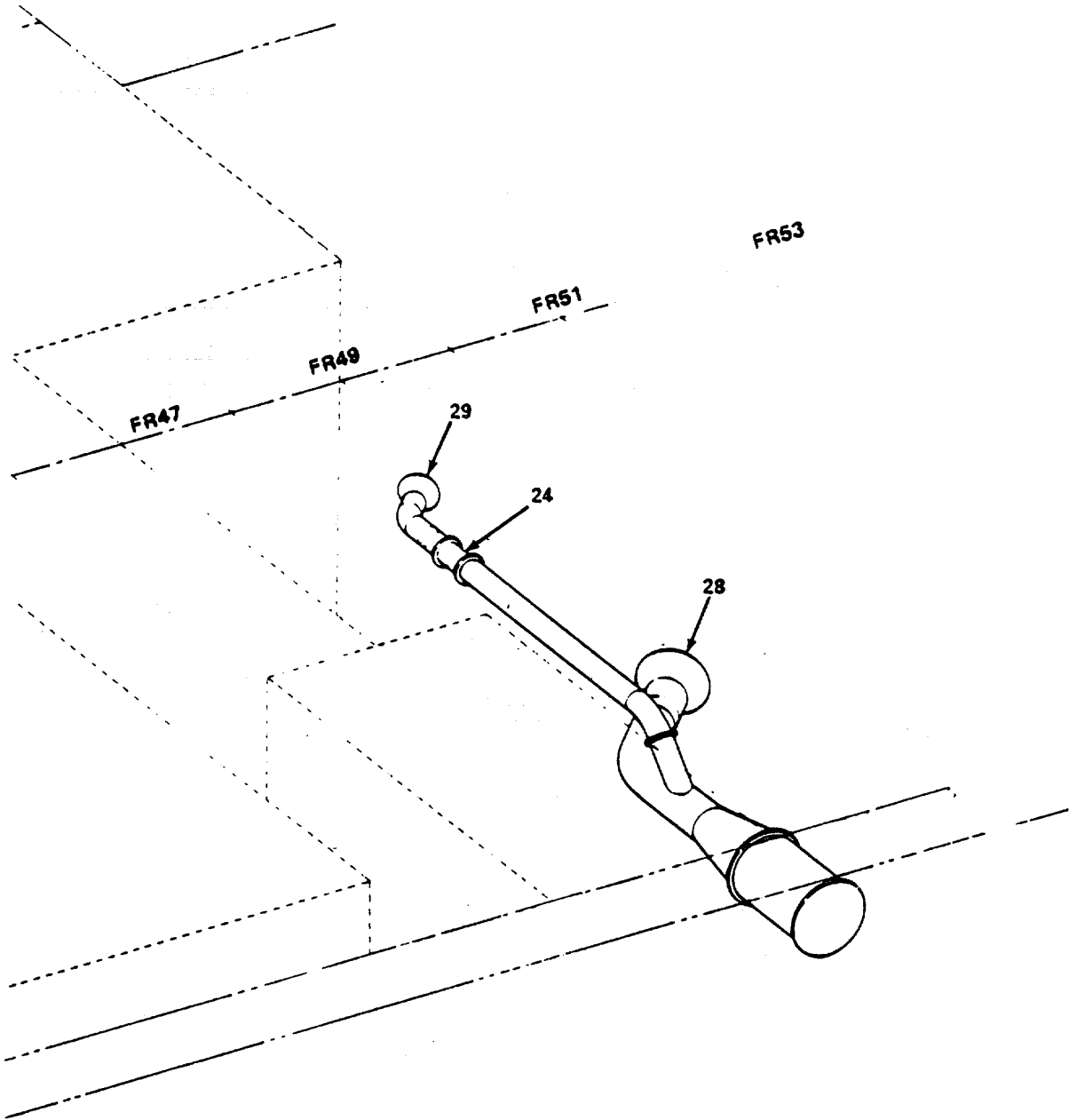


Figure 335. HVAC Ducting (Sheet 7 of 12)

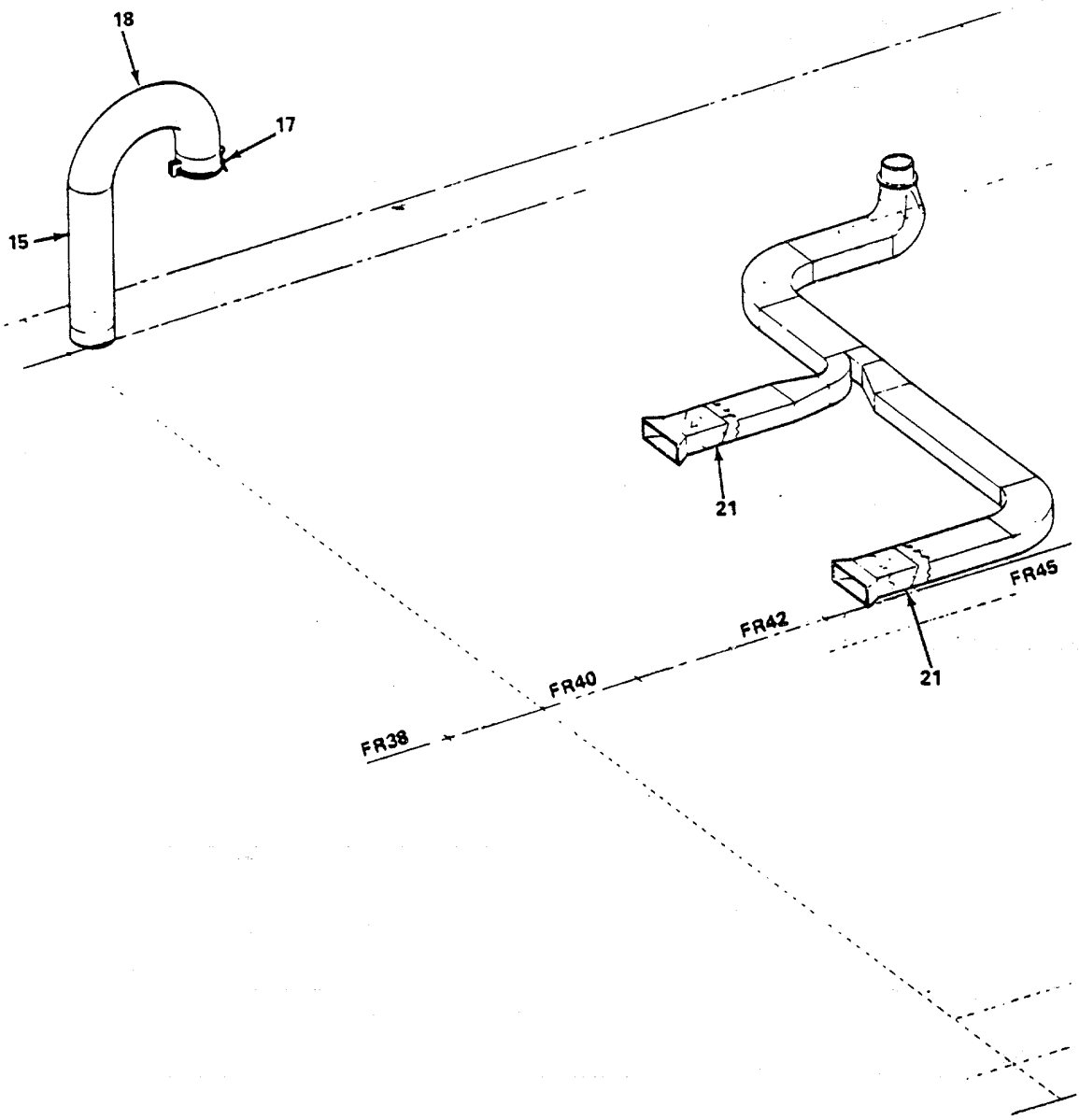


Figure 335. HVAC Ducting (Sheet 8 of 12)

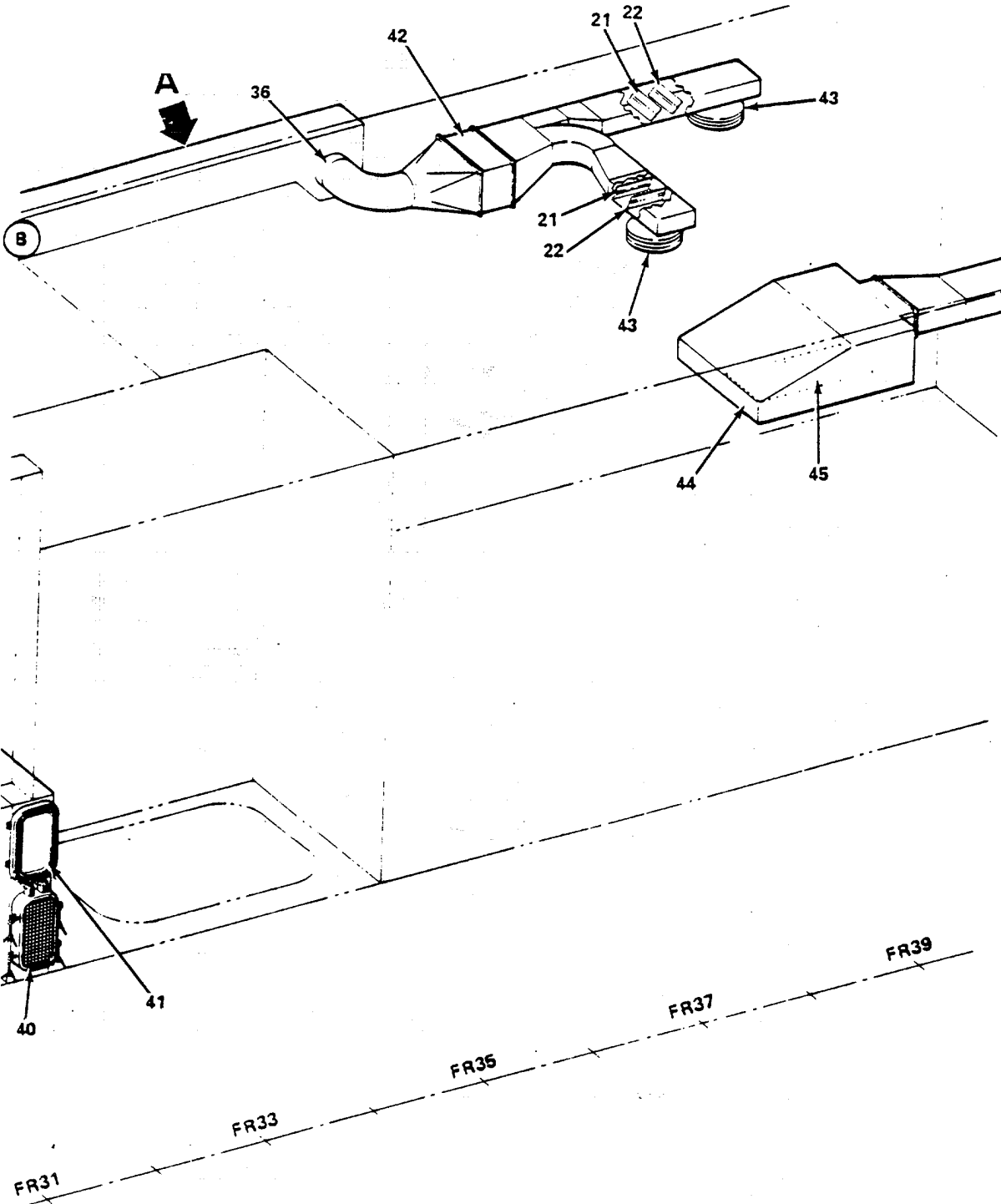


Figure 335. HVAC Ducting (Sheet 9 of 12)

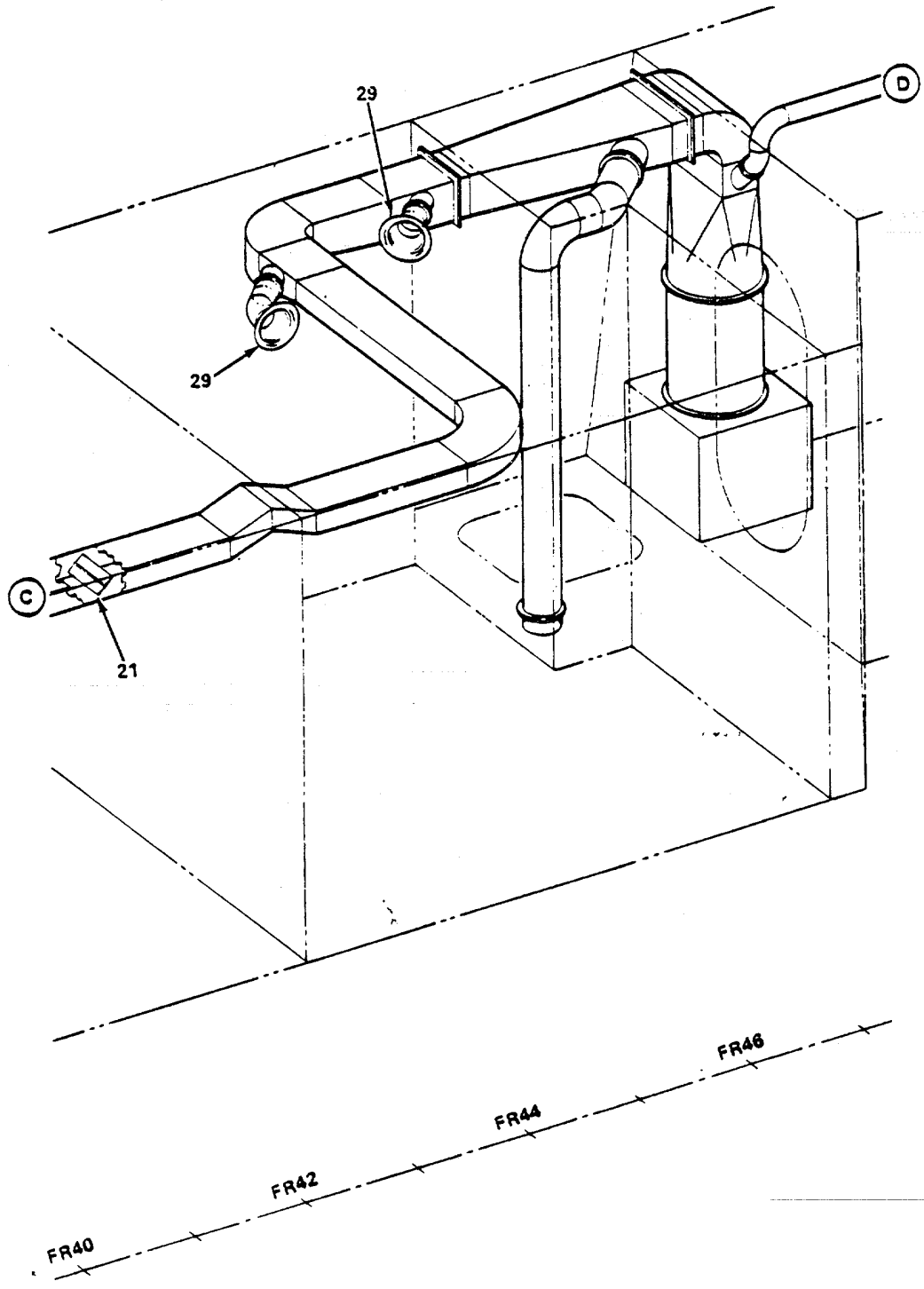


Figure 335. HVAC Ducting (Sheet 10 of 12)

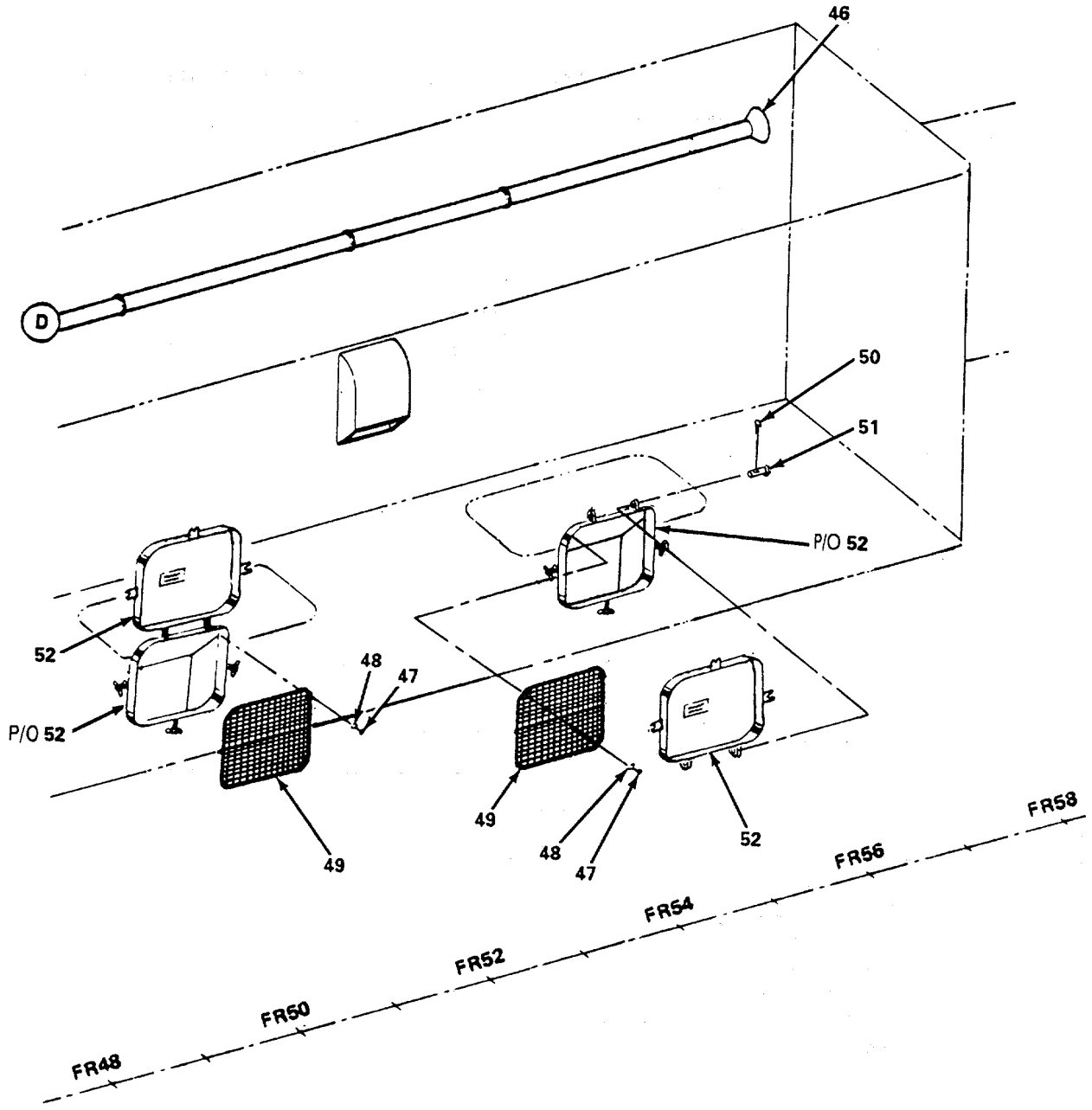


Figure 335. HVAC Ducting (Sheet 11 of 12)

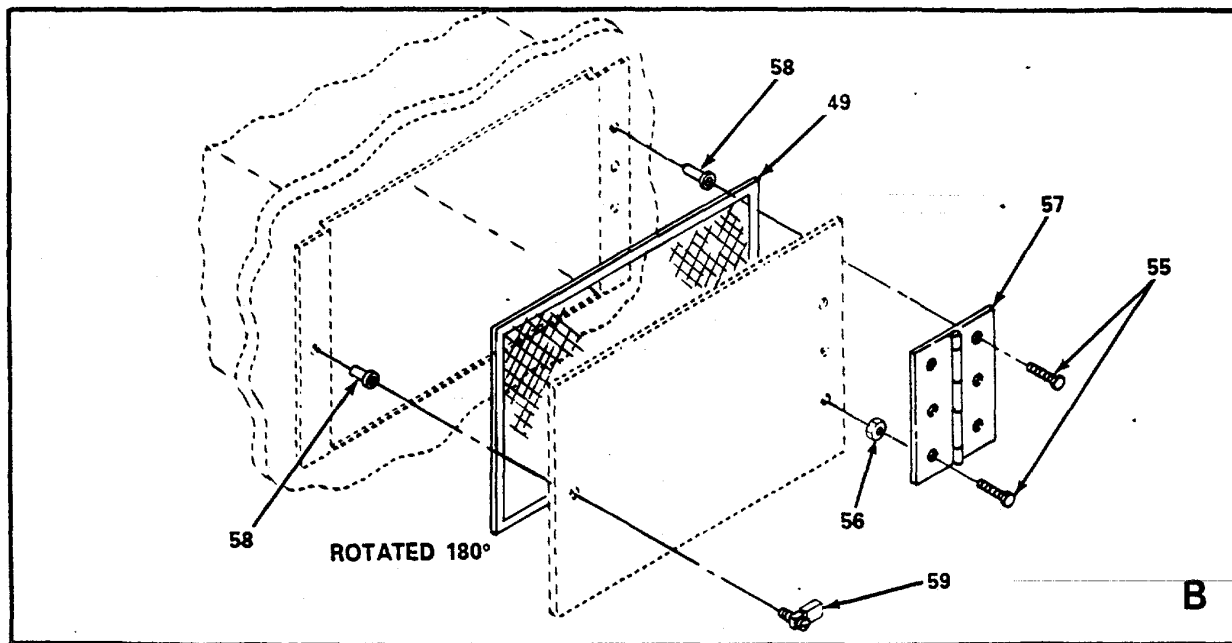
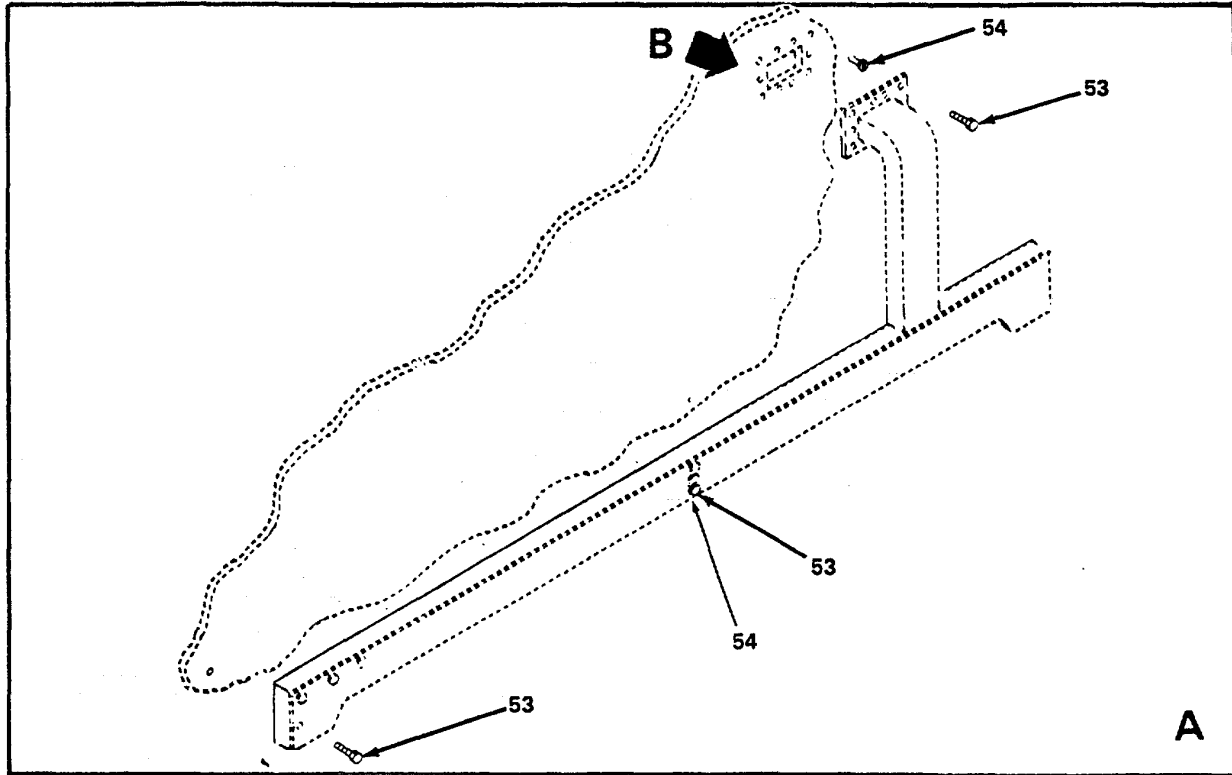


Figure 335. HVAC Ducting (Sheet 12 of 12)

SECTION II

TM55-1905-219-34P-1

(1) ITEM NO	(2) SMR CODE	(3) CAGEC	(4) PART NUMBER	(5) DESCRIPTION AND USABLE ON CODES(UOC)	(6) QTY
GROUP 11 HEATING, VENTILATION AND AIR CONDITIONING SYSTEM					
FIGURE 335 HVAC DUCTING					
1	XDHZZ	80064	501-4634406 DET 10C	CLOSURE WATER TIGHT	2
2	XDHZZ	80073	180 6 INCH BEND	BEND RETURN 180	2
3	XDHZZ	80064	501-4634406-16	PIPE STEEL 6 INCH.....	16
4	XDHZZ	97537	JE109W1-1/2 SIZE A1/4	BELLMOUTH W/1-1/2	3
5	XDHZZ	80364	501-4634406-DET 10C	CLOSURE WATER TIGHT	3
6	XDHZZ	80064	501-4634406-24	BEND RETURN 180 80	3
7	XDHZZ	80064	501-4634406-23	PIPE STEEL SCHED 10.....	9
8	XDHZZ	75268	FIG 100 6 INCH	VALVE BUTTERFLY	1
9	XDHZZ	80064	501-4634406-55	ELBOW 90 DEGREE.....	4
10	XDHZZ	97537	JE-116 MODEL 12	TURN VANED 90.....	1
11	XDHZZ	80773	8 INCH 150 POUND 150LB PRESS	FLANGE SLIP ON 6INCH DIA STEEL	2
12	XDHZZ	75268	FIG 100 8 INCH	VALVE BUTTERFLY	1
13	XDHZZ	97537	JE104 SIZE 6	TERMINAL EXHAUST.....	1
14	XDHZZ	80064	501-4634406-43	COVER ACCESS 6 INCH.....	1
15	XDHZZ	80064	501-4634406-19	PIPE STEEL SCH 10 8.....	8
16	XDHZZ	80064	501-4634406-22	ELBOW 90 DEGREE 8.....	1
17	XDHZZ	08768	52-45 8 INCH	CLOSURE WATER TIGHT	2
18	XDHZZ	80773	180 8 INCH BEND	BEND RETURN 180	2
19	XDHZZ	80064	501-4634406-56	SPOOL STEEL	1
20	XDHZZ	80064	501-4634406-H4	HEATER DUCT TYPE	1
21	XDHZZ	97537	JE103A	DAMPER BALANCING.....	8
22	XDHZZ	97537	JE103A MANUAL	DAMPER MANUAL.....	8
23	XDHZZ	97537	JE101 SIZE 3 1/2	TERMINAL DIFFUSER.....	1
24	XDHZZ	80064	501-4634406-27	RING COMPRESSION 5	2
25	XDHZZ	80064	501-4634406-H5	HEATER DUCT TYPE	1
26	XDHZZ	97537	JE101 SIZE 5	TERMINAL DIFFUSER.....	3
27	XDHZZ	80064	501-4634406-49	RING COMPRESSION	1
28	XDHZZ	97537	JE104 7 INCH	TERMINAL EXHAUST.....	2
29	XDHZZ	97537	JE104 4 INCH	TERMINAL EXHAUST W/	4
30	XDHZZ	80064	501-4634406-36	RING COMPRESSION 7	1
31	XDHZZ	80064	501-4634406-H2	HEATER DUCT TYPE	1
32	XDHZZ	80064	501-4634406-H3	HEATER DUCT TYPE	1
33	XDHZZ	97537	JE101 SIZE 6	TERMINAL DIFFUSER.....	1
34	XDHZZ	97537	JE-109 SIZE C1/4 -6D	BELLMOUTH STEEL.....	1
35	XDHZZ	80064	501-4634406-26	RING COMPRESSION	3
36	XDHZZ	80064	501-4634406-34	RING COMPRESSION	3
37	XDHZZ	80064	501-4634406-57	PIPE STEEL 10 INCH.....	1
38	XDHZZ	80064	501-4634406-58	SPOOL RECTANGULAR	1
39	XDHZZ	80064	501-4634406-29	SPOOL,RECTANGULAR	1
40	XDHZZ	80064	501-4634406-28	SPOOL,RECTANGULAR	1
41	XDHZZ	97537	EL23-I	COVER WATER TIGHT	1
42	XDHZZ	80064	501-4634406-H6	HEATER DUCT TYPE	1

SECTION II

TM55-1905-219-34P-1

(1) ITEM NO	(2) SMR CODE	(3) CAGEC	(4) PART NUMBER	(5) DESCRIPTION AND USABLE ON CODES(UOC)	(6) QTY
43	XDHZZ	97537	JE101 SIZE 4	TERMINAL DIFUSSER.....	2
44	XDHZZ	80064	501-4634406 DET 11A AND 11B	HOOD RANGE 1-16 THK CRES.....	1
45	PACZZ	21585	13AFSSTL	FILTER ELEMENT,AIR DIM 22 1-8X10 1- 8IN.....	1
46	XDHZZ	97537	JE104 SIZE 3	TERMINAL EXHAUST.....	1
47	XDCZZ	96906	MS90728-6	SCREW,CAP,HEXAGON H 1/4-20 X 3/4 IN	6
48	XDCZZ	96906	MS35338-9	WASHER,LOCK 1/4 ID.....	6
49	XDCZZ	39428	9220T23	CLOTH,WIRE MESH 2 MESHES/IN, .063..... WIRE DIA.....	2
50	PACZZ	96906	MS9245-04	PIN,COTTER .090 IN NOM DIA X 3/4 IN	4
51	PACZZ	96906	MS35810-4	PIN,STRAIGHT,HEADED STRAIGHT	4
52	XDHZZ	97403	13226E8035-33	HEADED,3/8 IN NOM DIA X 1.062 IN L.....	2
53	XDHZZ	96906	MS35308-308	PLATE,STEEL	2
54	XDHZZ	96906	MS27130-S105	SCREW,CAP,HEXAGON H HEX HD, 1/4 IN- 28 UNF-2A X 1 IN L, CD PL	121
55	XDCZZ	96906	MS35307-306	NUT,PLAIN,BLIND BLIND RIVET, CSK.....	121
56	XDCZZ	96936	MS51922-2	HD, .250 IN-28 UNF-3B, .089-.051 IN	2
57	XDCZZ	39428	1586A21	GRIP CD,PL.....	255
58	XDCZZ	96906	MS27130-CR133	SCREW,CAP,HEXAGON H	193
59	XDCZZ	39428	90017A547	NUT,SELF-LOCKING,HE	1
				HINGE 3 IN OPEN X 6 IN L.....	1
				NUT,PLAIN,BLIND RIV.....	25
				SCREW,QUARTER TURN	2

END OF FIGURE

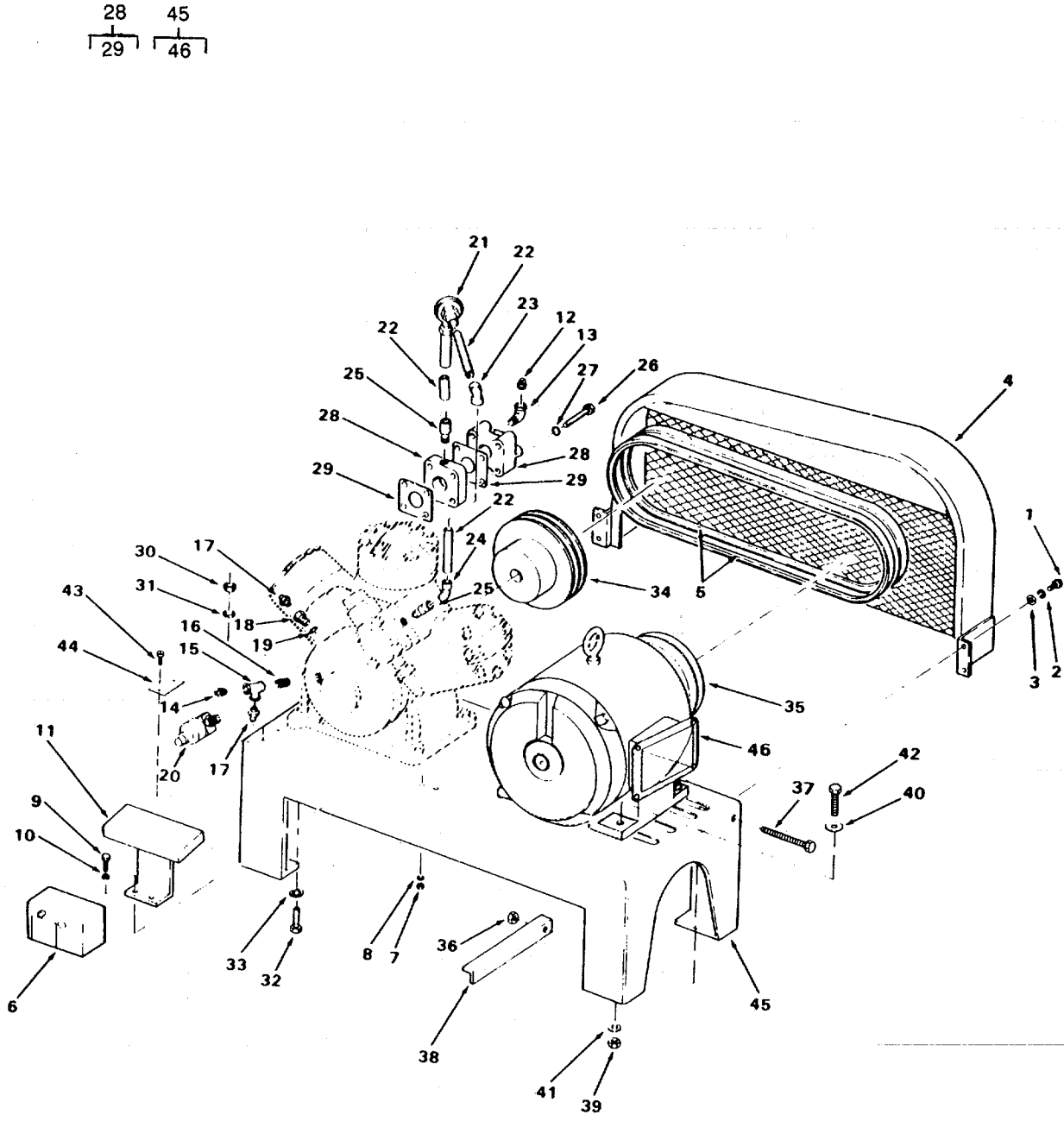


Figure 336. Compressor Unit Assembly.

SECTION II

TM55-1905-219-34P-1

(1) ITEM NO	(2) SMR CODE	(3) CAGEC	(4) PART NUMBER	(5) DESCRIPTION AND USABLE ON CODES(UOC)	(6) QTY
GROUP 11 HEATING, VENTILATION AND AIR CONDITIONING SYSTEM					
FIG. 336 COMPRESSOR UNIT ASSEMBLY					
	XDHHH	10855	5MF30-208-2	COMPRESSOR UNIT.....	1
1	PACZZ	96906	MS90725-6	.SCREW,CAP,HEXAGON H	4
2	PACZZ	96906	MS35338-44	.WASHER,LOCK	4
3	PACZZ	96906	MS27183-4	.WASHER,FLAT	4
4	XDCZZ	10855	5F20-874	.GUARD ASSEMBLY BELT.....	1
5	PACZZ	10855	5F20-A201	.BELT,V.....	1
6	PACZZ	10855	5F20-212	.SWITCH,PRESSURE	1
7	PACZZ	96906	MS35649-2252	.NUT,PLAIN,HEXAGON	2
8	PACZZ	96906	MS27183-9	.WASHER,FLAT	2
9	PACZZ	96906	MS90725-6	.SCREW,CAP,HEXAGON H	2
10	PACZZ	96906	MS35335-33	.WASHER,LOCK	2
11	XDCZZ	10855	5MF30-313	.SHROUD ASSEMBLY	1
12	XDCZZ	10855	CA63AA051	.PLUG,PIPE	1
13	PACZZ	96906	MS51952-2	.ELBOW,PIPE	1
14	XDCZZ	10855	CA63AA051	.PLUG,PIPE	1
15	XDCZZ	10855	CA20JA051	.TEE 1/4X1/4X1/4FPT	1
16	PACZZ	96906	MS51846-20	.NIPPLE,PIPE	1
17	XDCZZ	41947	DD07UA051	.COUPLING BRASS	2
18	XDCZZ	10855	SF20-1311	.ADAPTER	1
19	PACZZ	10855	AU51YA011	.GASKET	1
20	XDCZZ	10855	5F20-752	.PACKAGE CAP CONTROL.....	1
21	PACZZ	28193	5422-200	.VALVE,SAFETY RELIEF.....	1
22	XDCZZ	10855	5MF30-1001-3	.TUBE COPPER 5/8X.....	2
23	PACZZ	96906	MS35917-5	.ELBOW,TUBE	1
24	PACZZ	41947	W-3326	.ELBOW,TUBE	1
25	PACZZ	41947	W-1131	.ADAPTER,STRAIGHT,PI	2
26	XDCZZ	96406	MS90725-120	.SCREW,CAP,HEXAGON H	4
27	PACZZ	10855	AU51YA009	.GASKET	4
28	XDCZZ	10855	5MF30-102-1	.ADAPTER ASSEMBLY.....	2
29	KFCZZ	10855	5F30-1361	.GASKET SERVICE PART OF KIT P/N	2
				5F20660001.....	
30	PACZZ	96906	MS51967-14	.NUT,PLAIN,HEXAGON	4
31	PACZZ	96906	MS27183-17	.WASHER,FLAT	4
32	PACZZ	96906	MS51095-410	.SCREW,CAP,HEXAGON H	4
33	PACZZ	96906	MS35335-37	.WASHER,LOCK	4
34	XDCZZ	10855	5F20-1053	.FLYWHEEL COMPRESSOR.....	1
35	XDCZZ	10855	KR12BG418	.PULLEY COMPRESSOR	1
36	PACZZ	96906	MS27040-12	.NUT,PLAIN,SQUARE	1
37	PACZZ	96906	MS35355-76	.BOLT,MACHINE	1
38	XDCZZ	10855	5F20-4972	.ANGLE MOTOR	1
39	PACZZ	96906	MS27040-12	.NUT,PLAIN,SQUARE	4
40	PACZZ	96906	MS27183-13	.WASHER,FLAT	4
41	PACZZ	96906	MS35338-46	.WASHER,LOCK	4
42	PACZZ	96906	MS90725-65	.SCREW,CAP,HEXAGON H	4
43	PACZZ	96906	MS35206-212	.SCREW,MACHINE	2
44	XDCZZ	10855	9G61-1052	.PLATE	1
45	XDHZZ	10855	5F20-238	.BASE ASSEMBLY	1

SECTION II

TM55-1905-219-34P-1

(1) ITEM NO	(2) SMR CODE	(3) CAGEC	(4) PART NUMBER	(5) DESCRIPTION AND USABLE ON CODES(UOC)	(6) QTY
46	PACHH	38740	602530-1	..MOTOR,ALTERNATING C.....	1
	PAHHF	10855	5F30S664	.COMPRESSOR,RECIPROC.....	1

END OF FIGURE

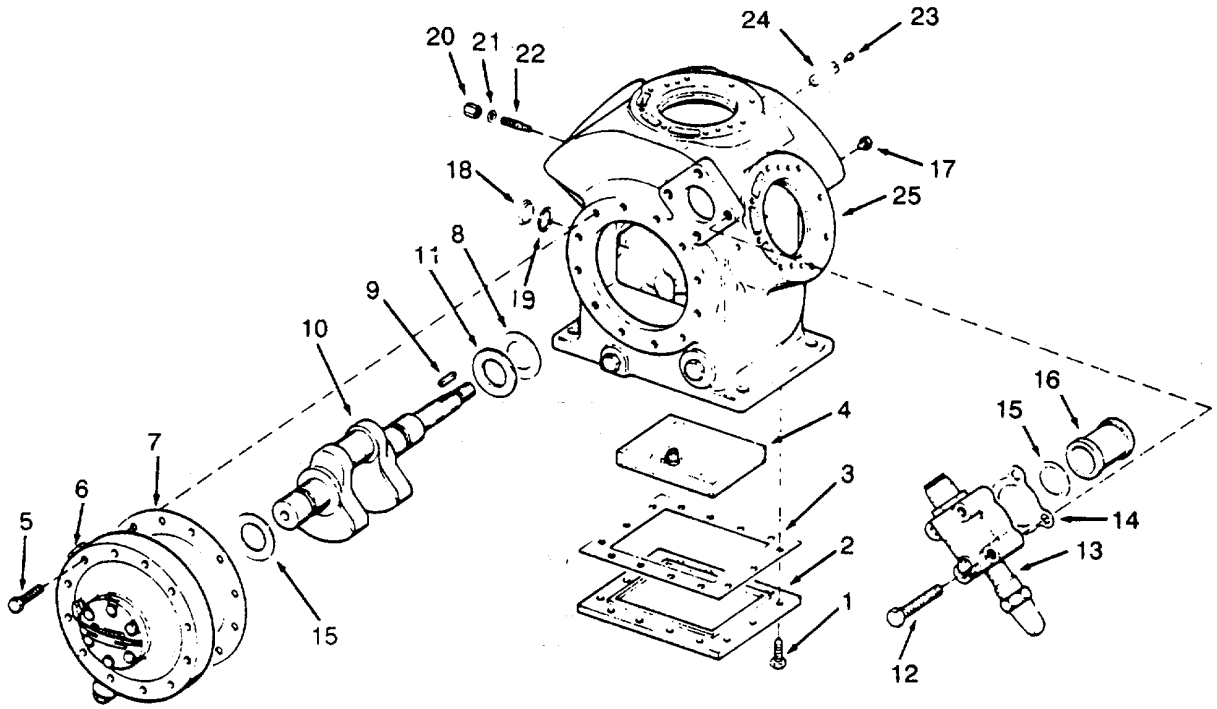


Figure 337. Freon Compressor (Sheet 1 of 2).

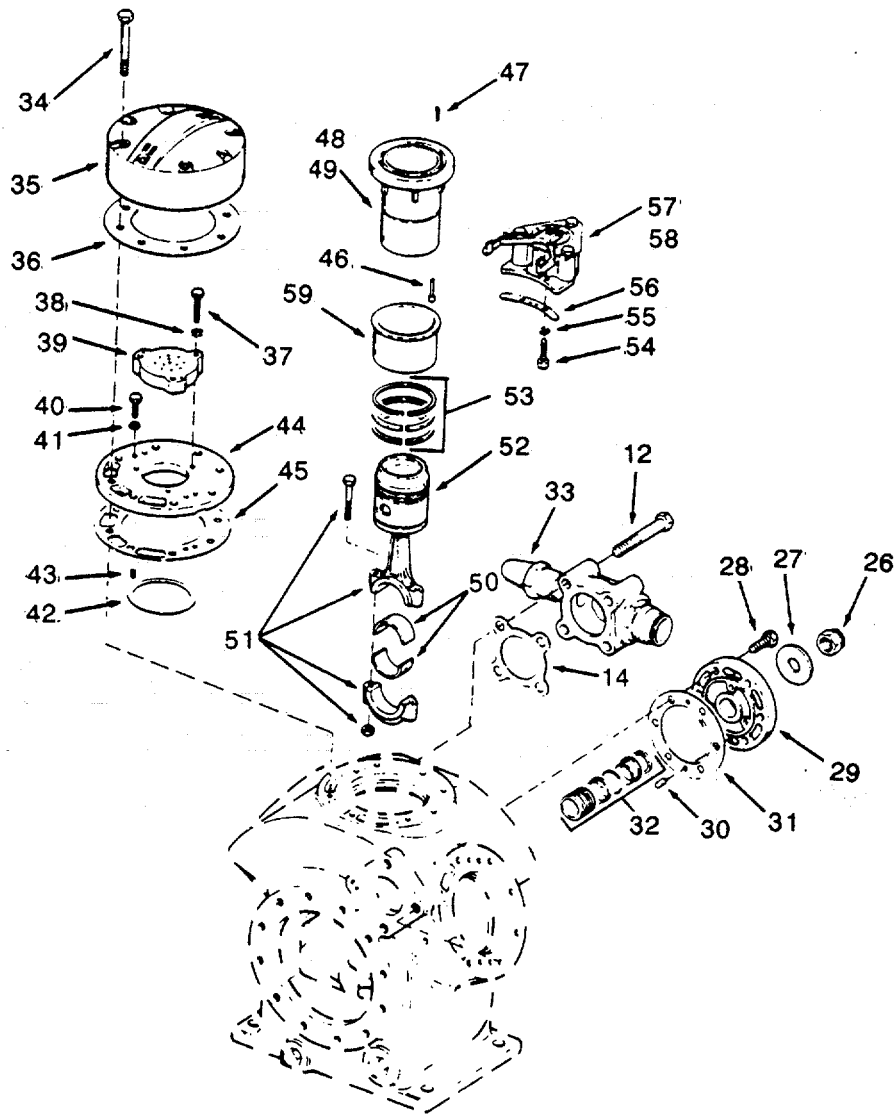


Figure 337. Freon Compressor (Sheet 2 of 2).

SECTION II

TM55-1905-219-34P-1

(1) ITEM NO	(2) SMR CODE	(3) CAGEC	(4) PART NUMBER	(5) DESCRIPTION AND USABLE ON CODES(UOC)	(6) QTY
GROUP 11 HEATING, VENTILATION AND AIR CONDITIONING SYSTEM					
FIG. 337 FREON COMPRESSOR					
1	PACZZ	96906	MS18154-60	..SCREW,CAP,HEXAGON H	14
2	XDHZZ	10855	5F20-1133	..PLATE BOTTOM	1
3	KFHZZ	10855	5F20-1813	..GASKET BOTTOM PLATE PART OF KIT	1
				P/N 5F20660001	
4	XDHZZ	10855	5F20-2653	..SCREEN OIL FILTER	1
5	PAHZZ	96906	MS90725-65	..SCREW,CAP,HEXAGON H	12
6	XDCZZ	10855	5F30-C574	..HEAD ASSEMBLY	1
7	KFHZZ	10855	5F20-1113	..GASKET BEARING HEAD PART OF KIT	1
				P/N 5F20660001	
8	PAHZZ	10855	5F20-1741	..WASHER,KEYWAY	1
9	PACZZ	96906	MS20066-145	..KEY,MACHINE 3/16 X 3/16 X 1 1/4.....	1
				INCH LONG	
10	PACHH	10855	N3400PC16A	..CRANKSH AFT,COMPRESS	1
11	PAHZZ	10855	5F20-1761	..BEARING,WASHER,THRU	1
12	PACZZ	96906	MS90725-117	..SCREW,CAP,HEXAGON H	8
13	XDCZZ	10855	EN07EA041	..VALVE.....	1
14	KFCZZ	10855	5F30-1361	..GASKET SERVICE PART OF KIT P/N	2
				5F20660001	
15	KFCZZ	10855	5F30-1831	..GASKET SUCTION PART OF KIT P/N	2
				5F20660001	
16	XDCZZ	10855	5F30-132	..STRAINER ASSEMBLY.....	1
17	XDCZZ	10855	CA63AA051	..PLUG,PIPE	1
18	XDCZZ	10855	5F20-781	..WINDOW,OBSERVATION.....	1
19	KFCZZ	10855	5F20-1631	..WASHER,FLAT PART OF KIT P/N	1
				5F2066600	
20	XDCZZ	10855	5H40-3982	..CAP RELIEF VALVE.....	1
21	KFCZZ	10855	AU51YA011	..GASKET PART OF KIT P/N 5F20660001.....	1
22	PACZZ	10855	5H40-962	..VALVE PACKAGE	1
23	PACZZ	96906	MS35206-213	..SCREW,MACHINE	2
24	XDCZZ	10855	5F20-2723	..PLATE.....	1
25	XAHZZ	10855	5F30-C824	..CRANKCASE AND TUBE	1
26	PACZZ	96906	MS51968-23	..NUT,PLAIN,HEXAGON	1
27	PACZZ	96906	MS27183-13	..WASHER,FLAT	1
28	XDCZZ	96906	MS90725-61	..SCREW,CAP,HEXAGON H	6
29	XDCZZ	10855	5F20-A832	..PLATE ASSEMBLY	1
30	XDCZZ	10855	AX11AR162	..PIN DOWEL 1/4X1/2	2
31	KFCZZ	10855	5F36-1032	..GASKET SHAFT SEAL PART OF KIT P/N	1
				5F20660001	
32	XDCZZ	10855	5F20-676	..SEAL ASSEMBLY,SHAFT.....	1
33	XDCZZ	10855	EN07EA039	..VALVE,COMPRESSOR.....	1
34	XDCZZ	96906	MS90725-70	..SCREW,CAP,HEXAGON H	24
35	XDCZZ	10855	5F20-2263	..HEAD CYLINDER	3
36	KFCZZ	10855	5F20-1093	..GASKET CYLINDER PART OF KIT P/N	3
				5F20660001	
37	PACZZ	969P6	MS90727-8	..SCREW,CAP,HEXAGON H	9
38	PACZZ	96906	MS35338-44	..WASHER,LOCK	9
39	XDCZZ	10355	5F20-112	..GUIDE ASSEMBLY	3

SECTION II

TM55-1905-219-34P-1

(1) ITEM NO	(2) SMR CODE	(3) CAGEC	(4) PART NUMBER	(5) DESCRIPTION AND USABLE ON CODES(UOC)	(6) QTY
40	PACZZ	96906	MS90727-7	..SCREW,CAP,HEXAGON H	6
41	KFCZZ	10855	AU51YA001	..GASKET PART OF KIT P/N 5F20660001	6
42	PACZZ	10855	5F20-1142	..DISK,VALVE	3
43	PACZZ	10855	5F20-1791	..SPRING,HELICAL,COMP	18
44	PACZZ	10855	5F30-1103	..VALVE PLATE,COMPRES	3
45	KFCZZ	10855	SF20-1083	..GASKET VALVE PLATE PART OF KIT P/N	3
				5F20660001	
46	PAHZZ	10855	6G45-1191	..PIN,SHOULDER,HEADLE	12
47	PAHZZ	10855	6G45-1151	..SPRING	12
48	PAHZZ	10855	5F20-1003	..CYLINDER SLEEVE	1
49	PAHZZ	10855	5F30-1003	..CYLINDER SLEEVE	1
50	PAHZZ	10855	5F20-451	..BEARING HALF,SLEEVE	1
51	PAHZZ	10855	5F20-953A	..CONNECTING ROD,PIST INCLUDES	1
				CONNECTING HARDWARE	
52	PAHZZ	10855	5F20-482	..PISTON,COMPRESSOR	1
53	PAHZZ	10855	5F20-481	..RING SET,PISTON	1
54	PAHZZ	10855	AB44AA170	..SCREW,CAP,SOCKET HE	4
55	PAHZZ	96906	MS35335-33	..WASHER,LOCK	4
56	KFHZZ	10855	5F20-1451	..GASKET PART OF KIT P/N 5F20660001	2
57	XDHZZ	10855	5F20-153	..ELEMENT ASSEMBLY	1
58	XDHZZ	10855	5F20-173	..ELEMENT ASSEMBLY	1
59	PAHZZ	10855	5F20-1752	..SLEEVE,UNLOADER	2
	PACZZ	10855	5F20660001	..GASKET SET	1
				GASKET	(6) 337-41
				GASKET	(2) 337-56
				GASKET	(1) 337-21
				GASKET BOTTOM PLATE(1) 337-3	
				GASKET BEARING HEAD(1) t337-7	
				GASKET CYLINDER	(3) 337-36
				GASKET SERVICE	(2) 336-29
				GASKET SHAFT SEAL (1) 337-31	
				GASKET SERVICE	(2) 337-14
				GASKET SUCTION	(2) 337-15
				GASKET VALVE PLATE (3) 337-45	
				WASHER,FLAT	(1) 337-19

END OF FIGURE

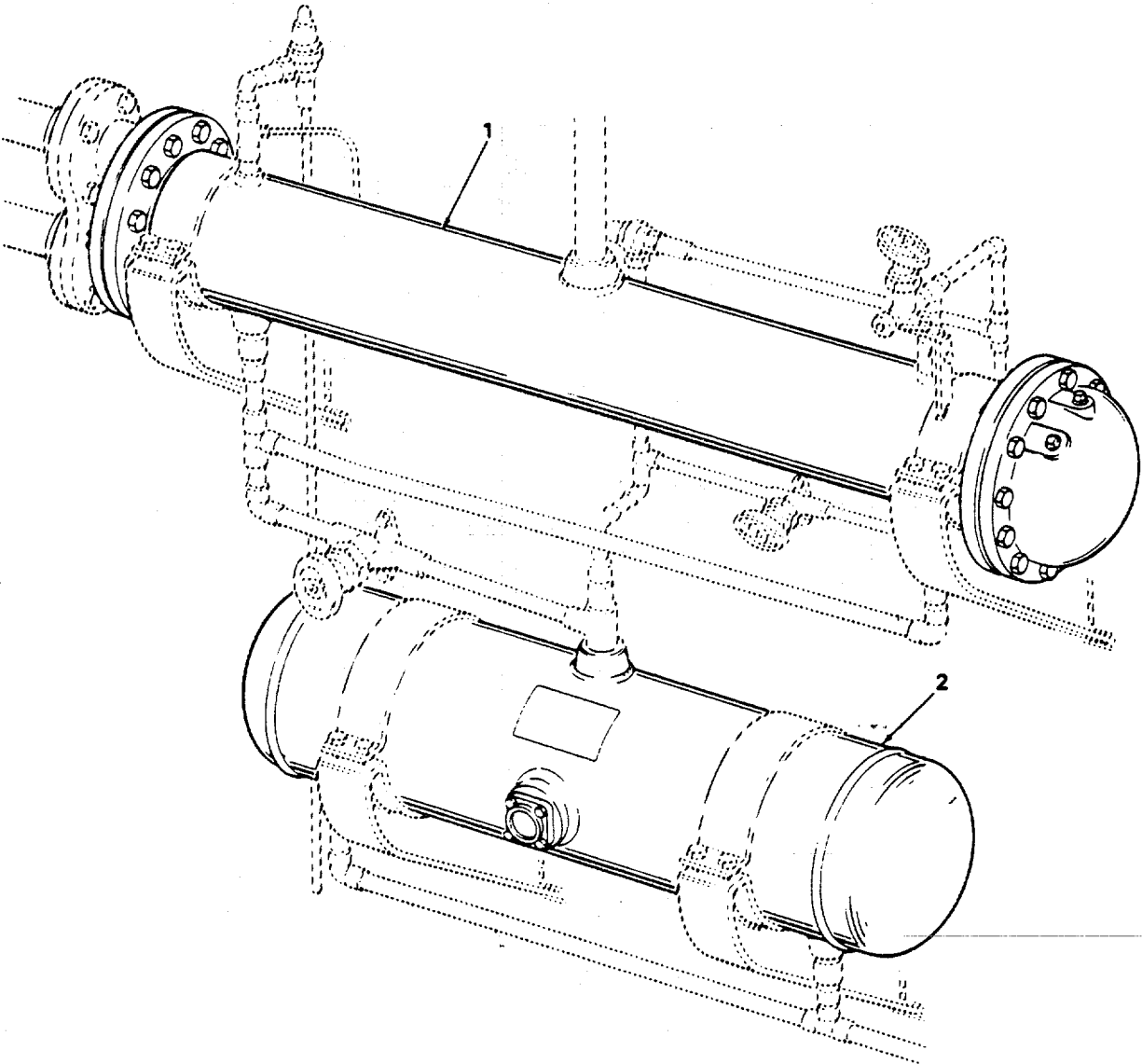


Figure 338. Condenser and Receiver.

SECTION II

TM55-1905-219-34P-1

(1)	(2)	(3)	(4)	(5)	(6)
ITEM	SMR	CAGEC	PART	DESCRIPTION AND USABLE ON CODES(UOC)	QTY
NO	CODE		NUMBER		

GROUP 11 HEATING, VENTILATION AND
AIR CONDITIONING SYSTEM

FIG. 338 CONDENSER AND RECEIVER

1	XDHZZ	10855	9W10-129	.CONDENSER ASSEMBLY.....	1
2	XDHZZ	10855	8M15-314-3	.RECEIVER HORIZONTAL	1

END OF FIGURE

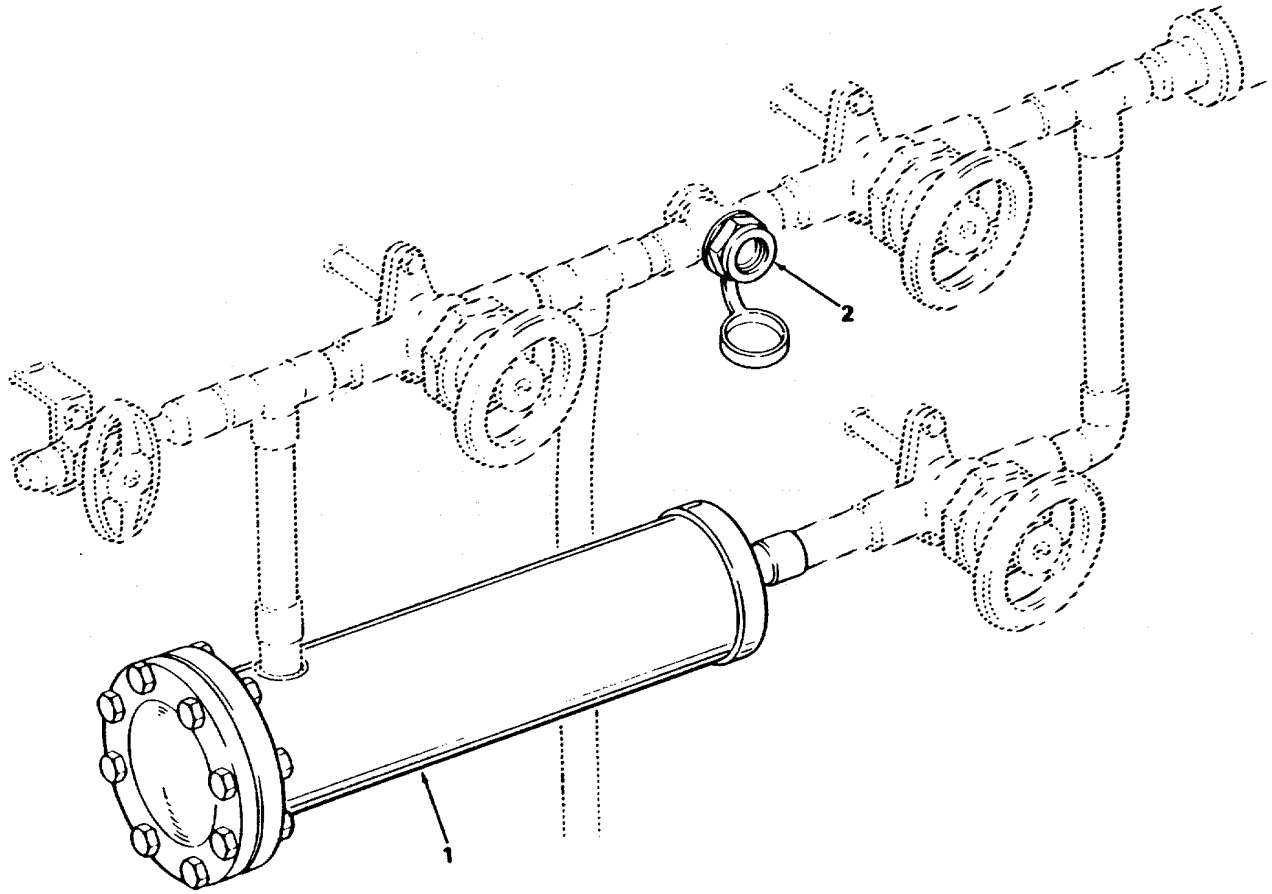


Figure 339. Heat Interchanger and Liquid Indicator.

SECTION II

TM55-1905-219-34P-1

(1) ITEM NO	(2) SMR CODE	(3) CAGEC	(4) PART NUMBER	(5) DESCRIPTION AND USABLE ON CODES(UOC)	(6) QTY
-------------------	--------------------	--------------	-----------------------	---	------------

GROUP 11 HEATING, VENTILATION AND
AIR CONDITIONING SYSTEM

FIG. 339 HEAT INTERCHANGER AND
LIQUID INDICATOR

1	XDHZZ	15809	D21072	.INTERCHANGER	1
2	XDCZZ	28193	M131 7-8S	.INDICATOR LIQUID	1

END OF FIGURE

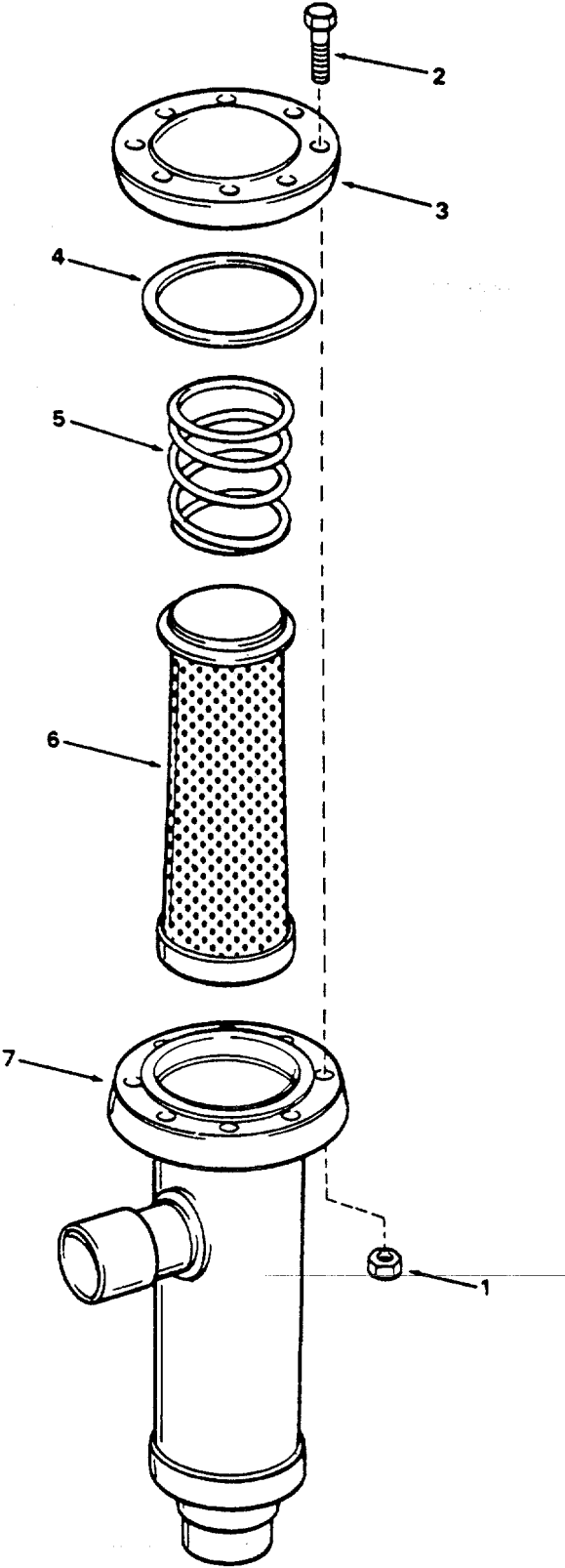


Figure 340. Strainer.

SECTION II

TM55-1905-219-34P-1

(1) ITEM NO	(2) SMR CODE	(3) CAGEC	(4) PART NUMBER	(5) DESCRIPTION AND USABLE ON CODES(UOC)	(6) QTY
-------------------	--------------------	--------------	-----------------------	---	------------

GROUP 11 HEATING VENTILATION AND
AIR CONDITIONING SYSTEM

FIG. 340 STRAINER

	XDCZZ	28193	CE1362	..STRAINER.....	1
1	XDCZZ	28193	12-33	..NUT,PLAIN,HEXAGON	8
2	XDCZZ	28193	5-122	..SCREW CAP HEX HEAD.....	8
3	XDCZZ	28193	U21-1N	..PLATE COVER.....	1
4	PCCZZ	28193	U201-4	..GASKET	1
5	XDCZZ	28193	U33-1	..SPRING	1
6	PACZZ	28193	U201-5A	..STRAINER ELEMENT,SE	1
7	XDCZZ	28193	CE1362PC1	..SHELL STRAINER	1

END OF FIGURE

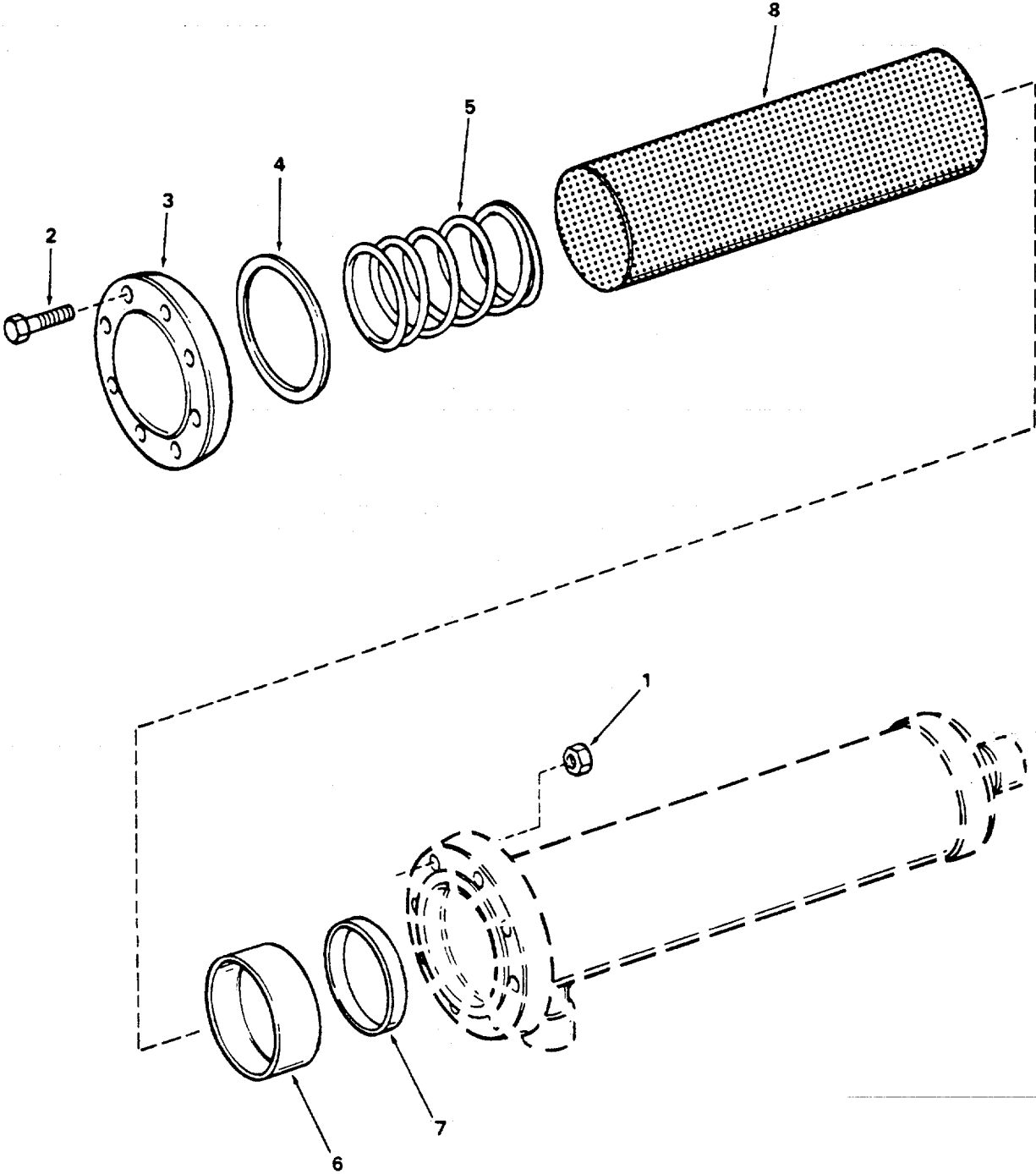


Figure 341. Drier Assembly.

SECTION II

TM55-1905-219-34P-1

(1) ITEM NO	(2) SMR CODE	(3) CAGEC	(4) PART NUMBER	(5) DESCRIPTION AND USABLE ON CODES(UOC)	(6) QTY
-------------------	--------------------	--------------	-----------------------	---	------------

GROUP 11 HEATING, VENTILATION AND
AIR CONDITIONING SYSTEM

FIG. 341 DRIIR ASSEMBLY

	XDCFF	28193	7850-7/8	FILTER-DRIER,REFRIG.....	1
1	XDCZZ	28193	12-23	.NUT SILICON BRONZE	8
2	XDCZZ	28193	5-11	.SCREW CAP HEX HEAD.....	8
3	XDCZZ	28193	U203-2-1	.PLATE COVER FORGED	1
4	PACZZ	28193	U203-4	.GASKET	1
5	XDCZZ	28193	U33-6	.SPRING STEEL WIRE	1
6	XDCZZ	28193	V73-17	.CAP SAFETY.....	1
7	PACZZ	28193	PP12-313	.GASKET	1
8	PACZZ	28193	73CAA	CARTRIDGE,DEHYDRATO	1

END OF FIGURE

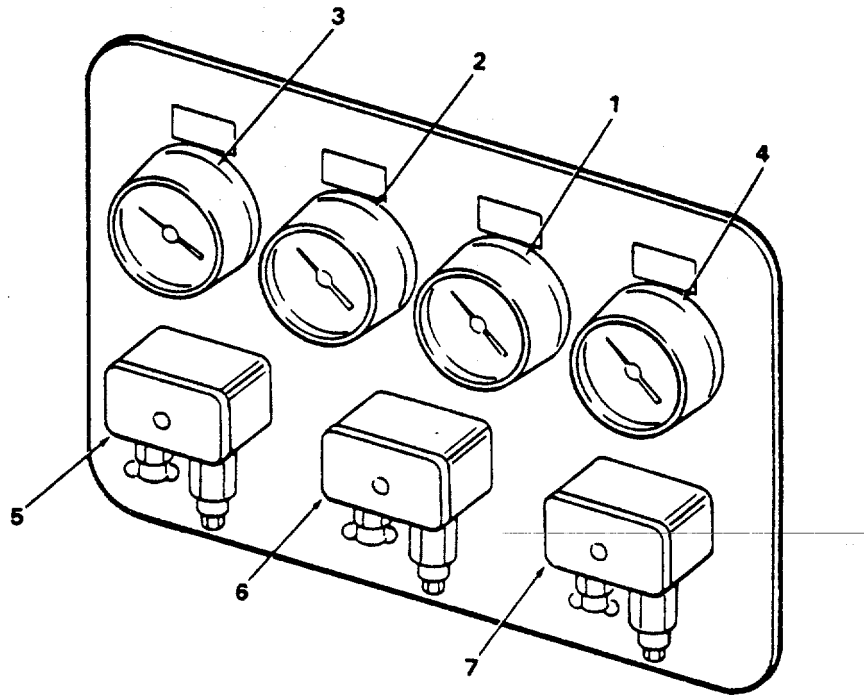


Figure 342. Gage Board.

SECTION II

TM 55-1905-219-34P-1

(1) ITEM NO	(2) SMR CODE	(3) CAGEC	(4) PART NUMBER	(5) DESCRIPTION AND USABLE ON CODES(UOC)	(6) QTY
-------------------	--------------------	--------------	-----------------------	---	------------

GROUP 11 HEATING, VENTILATION AND
AIR CONDITIONING SYSTEM

FIG. 342 GAGE BOARD

	XDCZZ	10855	C44A8	BOARD GAUGE	1
1	XDCZZ	64467	BA13PCE4RWB	GAGE, COMPOUND PRESS	1
2	PACZZ	64467	BQ13-PFNS-RWXX	GAGE, COMPOUND PRESS	1
3	PBCZZ	64467	BQ13-PFOSRWXX	GAGE, COMPOUND PRESS.....	1
4	PACZZ	64467	BA13PPFSRWXX	GAGE, PRESSURE, DIAL.....	1
5	XDCZZ	51171	223876CB7	SWITCH HIGH DETROIT 223 SERIES	1
				SWITCH CLOSE AT 125PSI OPEN AT 175PS	
6	PACZZ	19278	223875CB-3	SWITCH, PRESSURE DETROIT 223 SERIES SWITCH CLOSE AT 37PSI OPEN AT 28PSI.	1
7	PACZZ	51171	223875CB3	SWITCH, PRESSURE DETROIT 223 SERIES SWITCH CUT IN AT 15PSI CUT OUT AT 75PSI	1

END OF FIGURE

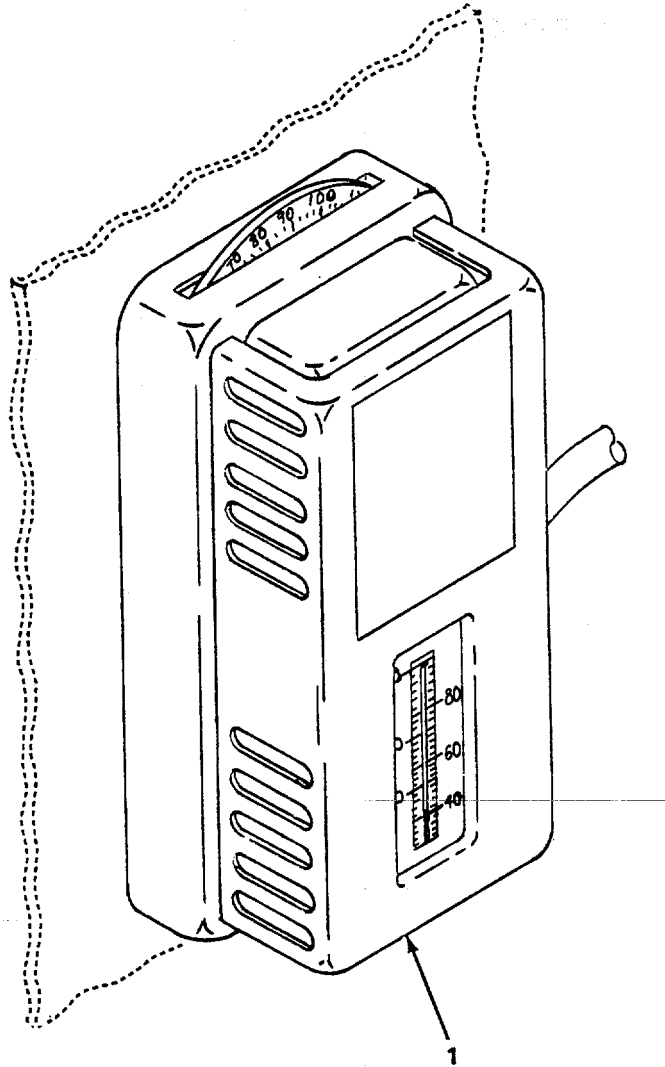


Figure 343. Thermostat.

SECTION II		TM55-1905-219-34P-1			
(1)	(2)	(3)	(4)	(5)	(6)
ITEM	SMR	PART	NUMBER	DESCRIPTION AND USABLE ON CODES(UOC)	QTY
NO	CODE	CAGEC			
				GROUP 11 HEATING, VENTILATION AND AIR CONDITIONING SYSTEM	
				FIG. 343 THERMOSTAT	
1	XDCZZ	65586	WR-80	THERMOSTAT	1

END OF FIGURE

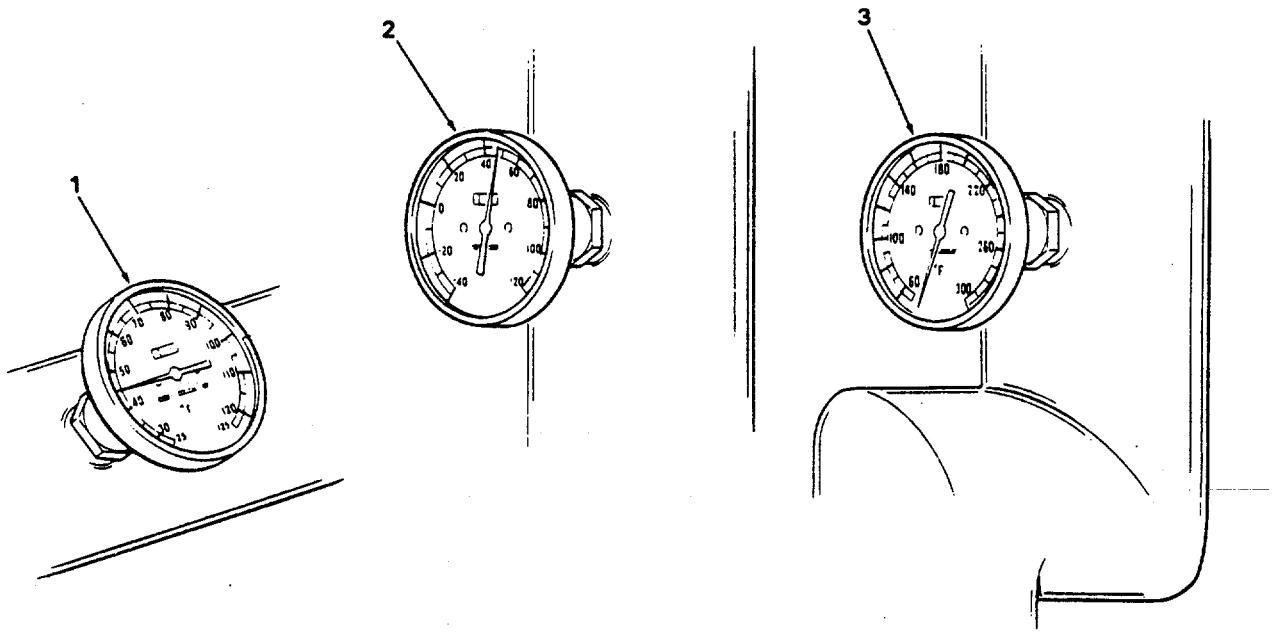


Figure 344. Thermometers.

SECTION II		TM55-1905-219-34P-1			
(1)	(2)	(3)	(4)	(5)	(6)
ITEM NO	SMR CODE	CAGEC	PART NUMBER	DESCRIPTION AND USABLE ON CODES(UOC)	QTY
GROUP 11 HEATING, VENTILATION AND AIR CONDITIONING SYSTEM					
FIG. 344 THERMOMETERS					
1	PACZZ	64467	3A04DIAL3INP25/1 25DEGCONDWATER	THERMOMETER, SELF-IN	2
2	PACZZ	64467	3A0444DFX	THERMOMETER, SELF-IN	2
3	PACZA	38056	30-6360AHT4P50T0 300F	THERMOMETER, SELF-IN	1

END OF FIGURE

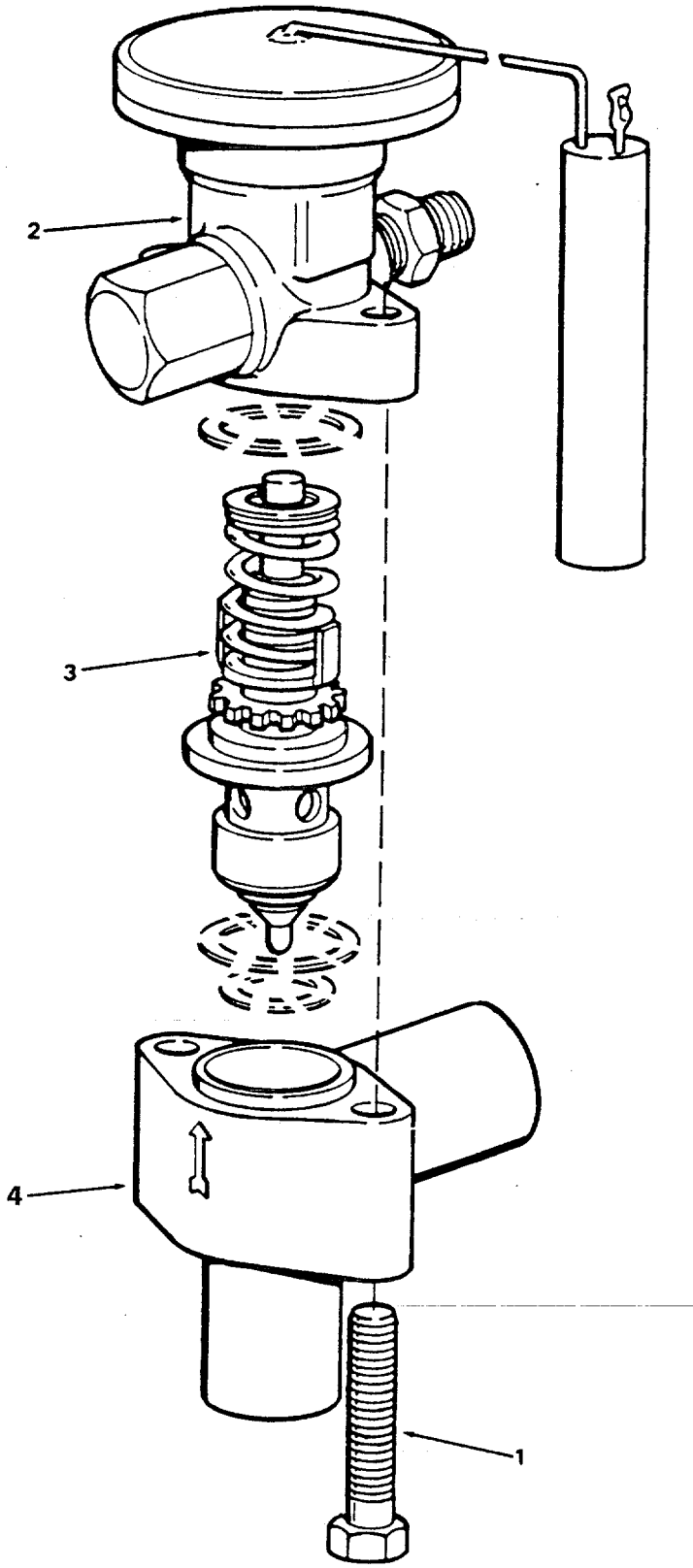


Figure 345. Thermal Valve.

SECTION II

TM55-1905-219-34P-1

(1) ITEM NO	(2) SMR CODE	(3) PART CAGEC	(4) NUMBER	(5) DESCRIPTION AND USABLE ON CODES(UOC)	(6) QTY
GROUP 11 HEATING, VENTILATION AND AIR CONDITIONING SYSTEM					
FIG. 345 THERMAL VALVE					
	XDCZZ	20418	TJL800FW55	VALVE THERMAL W/10FOOT CAPILLARY.....	2
1	XDCZZ	20418	PS517	.SCREW CAP HEX HEAD	2
2	PACZZ	70255	XB1019FW552B	.POWER ASSEMBLY, THER WITH BULB AND BULB CLAMPS (INCLUDES GASKETS)	1
3	PACZZ	70255	XC724B4B	.CAGE, VALVE	1
4	XDCZZ	20418	X6347-6	.FLANGE BODY THERMAL	1
	PACZZ	70255	X13455	GASKET SET	1

END OF FIGURE

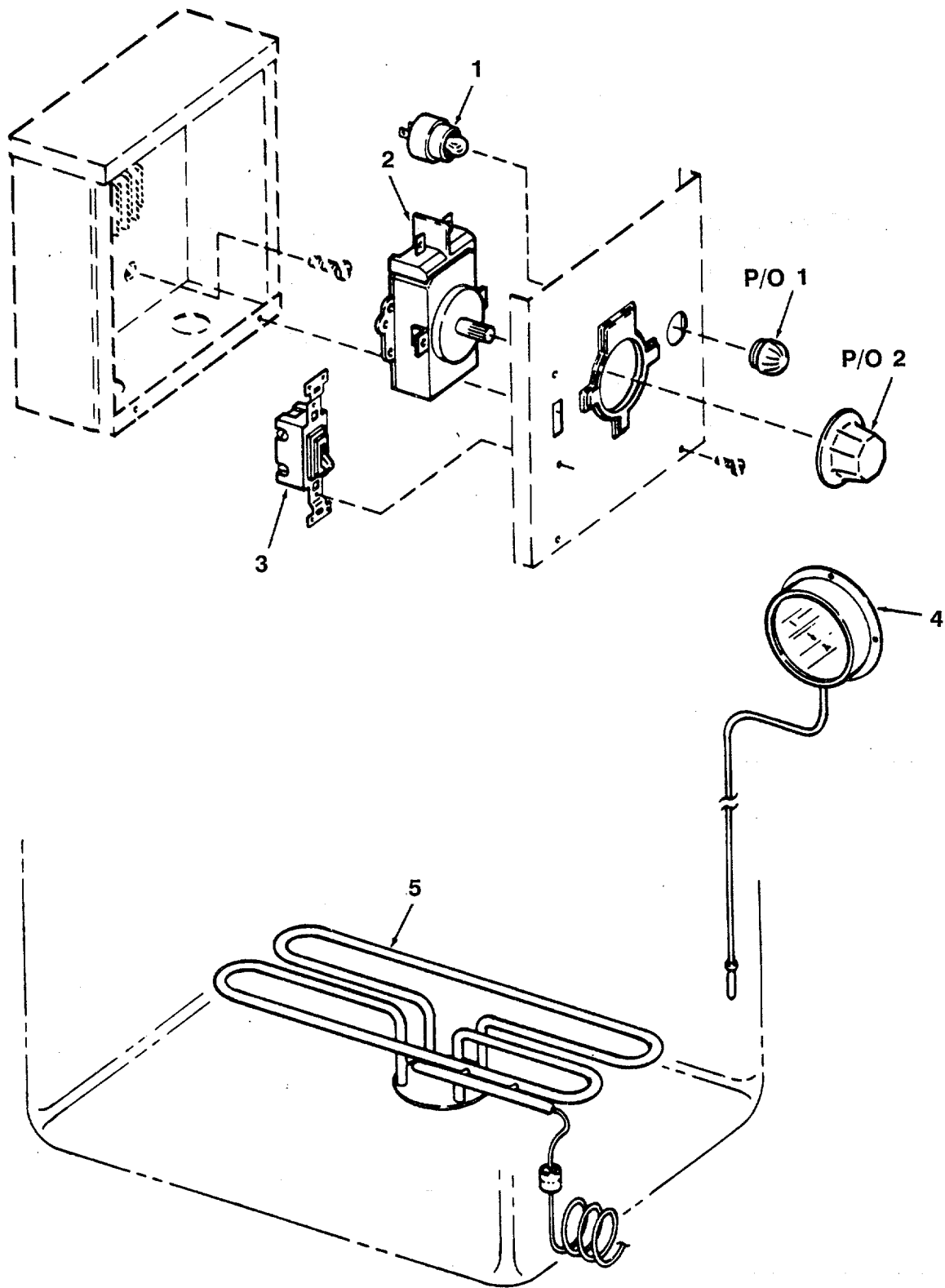


Figure 346. Sink Heater.

SECTION II

TM55-1905-219-34P-1

(1) ITEM NO	(2) SMR CODE	(3) PART CAGEC	(4) NUMBER	(5) DESCRIPTION AND USABLE ON CODES(UOC)	(6) QTY
-------------------	--------------------	----------------------	---------------	---	------------

GROUP 12 COMMISSARY SPACE EQUIPMENT

FIG. 346 SINK HEATER

	XDCZZ	77984	444-D	HEATER SINK	1
1	XDCZZ	81996	NPN	.LIGHT PILOT INCLUDES LENS	1
2	XDCZZ	81996	NPN	.CONTROL HI-THERMO INCLUDES KNOB	1
3	XDCZZ	81996	NPN	.SWITCH DOUBLE POLE	1
4	XDCZZ	81996	NPN	.DIAL TEMPERATURE	1
5	PACZA	65586	TTUH-40A-120V	.HEATING ELEMENT, ELE	1

END OF FIGURE

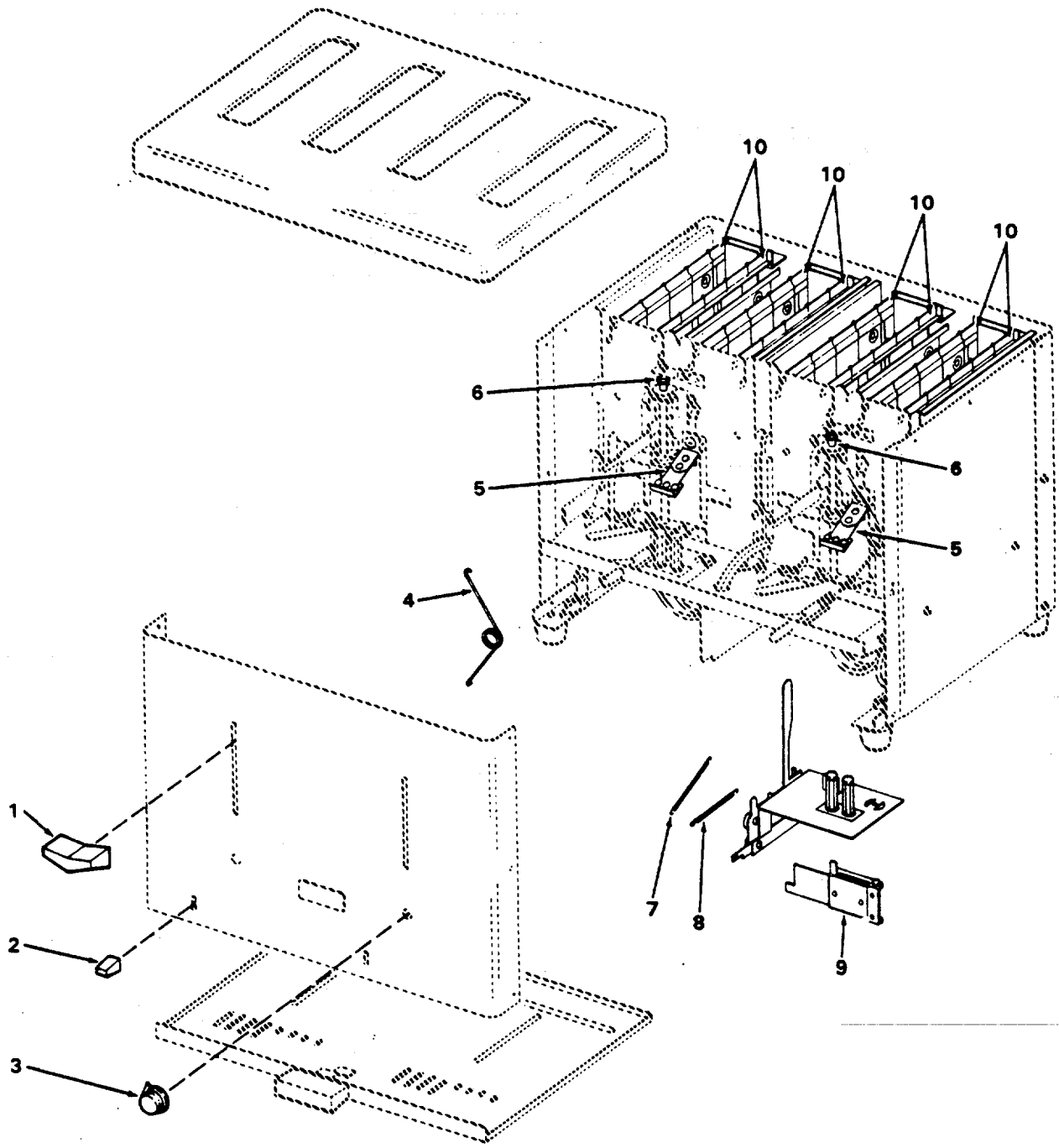


Figure 347. Toaster.

SECTION II

TM 55-1905-219-34P-1

(1) ITEM NO	(2) SMR CODE	(3) CAGEC	(4) PART NUMBER	(5) DESCRIPTION AND USABLE ON CODES(UOC)	(6) QTY
-------------------	--------------------	--------------	-----------------------	---	------------

GROUP 12 COMMISSARY SPACE EQUIPMENT

FIG. 347 TOASTER

	XDCZZ	60105	BTM4	TOASTER	1
1	XDCZZ	60105	BT34	.PLASTIC HANDLE	2
2	XDCZZ	60105	BT33	.KNOB TRIP (PLASTIC)	2
3	XDCZZ	60105	BT70	.ADJUSTER TIME KNOB	2
4	XDCZZ	60105	BT16	.SPRING POP-UP	2
5	XDCZZ	60105	BT17	.SWITCH TOP MAIN	2
6	XDCZZ	60105	BT28	.SPRING BUMPER	2
7	XDCZZ	60105	BT59	.SPRINGS	2
8	XDCZZ	60105	BT59A	.SPRINGS	2
9	XDCZZ	60105	BT47	.HEATER AUXILLARY	2
10	XDCZZ	60105	BT21	.ELEMENT 120V	8

END OF FIGURE

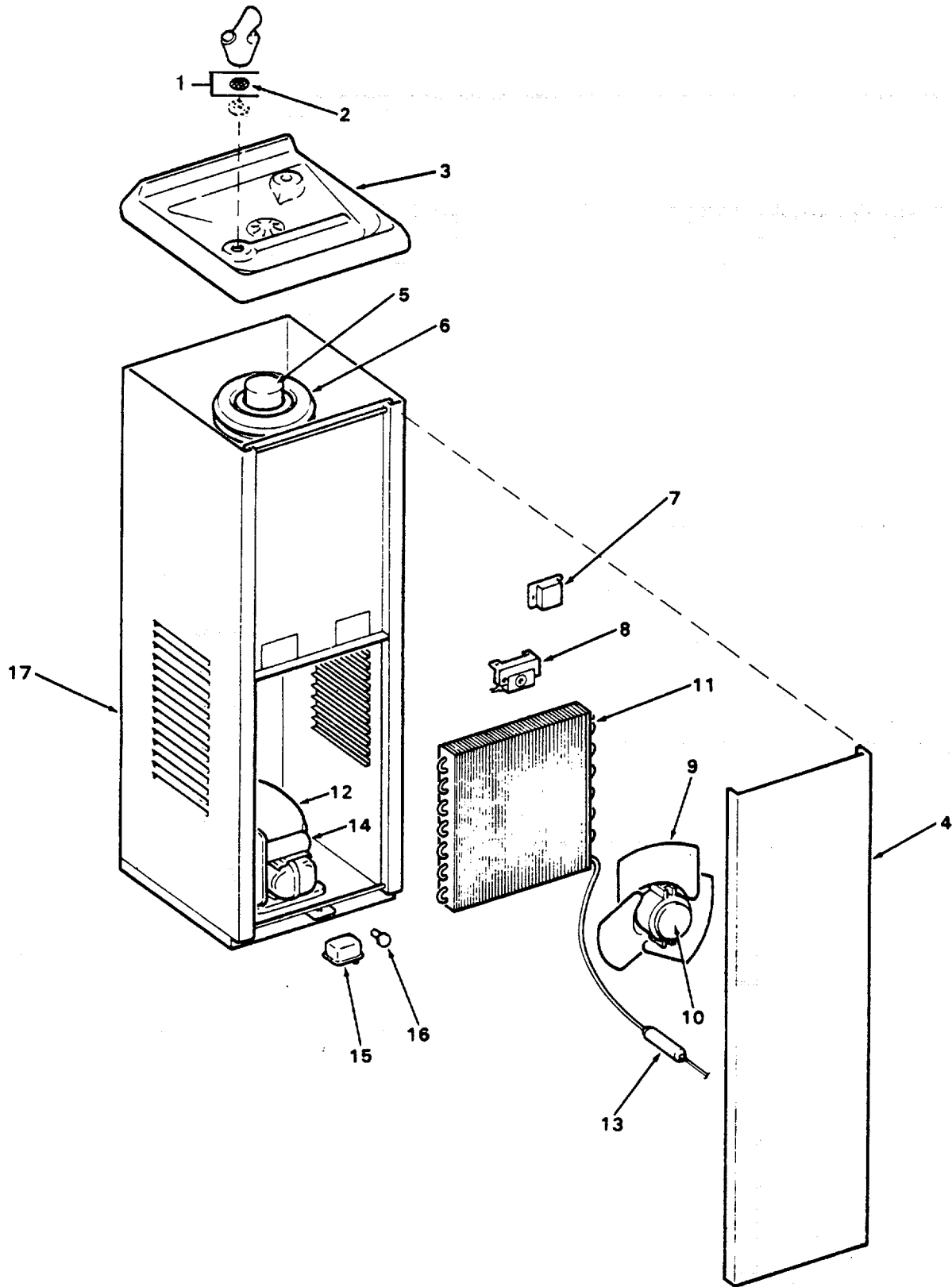


Figure 348. Drinking Fountain.

SECTION II

TM55-1905-219-34P-1

(1) ITEM NO	(2) SMR CODE	(3) CAGEC	(4) PART NUMBER	(5) DESCRIPTION AND USABLE ON CODES(UOC)	(6) QTY
GROUP 12 COMMISSARY SPACE EQUIPMENT					
FIG. 348 DRINKING FOUNTAIN					
	XDCHH	58445	TYPE1 SIZE 10	FOUNTAIN DRINKING	1
1	XDCZZ	58445	B153425	.BUBBLER	1
2	XDCZZ	58445	7-39A	..STRAINER WIRE MESH	1
3	XDCZZ	58445	D35291	.TOP STAINLESS STEEL	1
4	XDCZZ	58445	B153294	.PANEL FRONT	1
5	XDCZZ	58445	B153320	.PRE-COOLER ASSY	1
6	XDCZZ	58445	C25389	.EVAPORATOR ASSY.....	1
7	XDCZZ	58445	A16254	.THERMOSTAT	1
8	XDCZZ	58445	A16241	.THERMOSTAT	1
8	XDCZZ	58445	A15979	.THERMOSTAT ALTERNATE FOR A16241.....	1
9	XDCZZ	58445	A16338	.BLADE FAN	1
10	PACZZ	58445	B153475	.MOTOR.....	1
11	XDCZZ	58645	B153334	.CONDENSER ASSY.....	1
12	XDCZZ	56845	A16100	.COMPRESSOR HERMETIC	1
13	XDCZZ	58445	A15583	.CAPILLARY TUBE.....	1
14	XDCZZ	58445	855143	.CAPACITOR START	1
15	XDCZZ	58445	82627	.RELAY START	1
15	XDCZZ	58445	82419	.RELAY ALTERNATE FOR 82627	1
16	XDCZZ	58445	83458	.RELAY, ELECTRICAL	1
17	XDCZZ	58445	D35300	.CABINET 12IN.....	1

END OF FIGURE

SECTION II

TM 55-1905-219-34P-1

(1) ITEM NO	(2) SMR CODE	(3) CAGEC	(4) PART NUMBER	(5) DESCRIPTION AND USABLE ON CODES(UOC)	(6) QTY
-------------------	--------------------	--------------	-----------------------	---	------------

GROUP 12 COMMISSARY SPACE EQUIPMENT

FIG. 349 MILK DISPENSER

	XDCHH	21880	N10M	DISPENSER MILK.....	1
1	XDCZZ	21880	101720	.CABINET DISPENSER	1
2	XDCZZ	21880	SSD20CN	.CAN BEVERAGE.....	2
3	XDCZZ	21880	108133	.VALVE COMPLETE	2
4	XDCZZ	21880	106765	..WEIGHT BALL ZINC	2
5	XDCZZ	21880	106764	..ARM VALVE MANUAL	2
6	XDCZZ	21880	108129	..VALVE WELL & TUBE.....	2
7	XDCZZ	21880	100800	.LOCATOR GLASS.....	2
8	XDCZZ	21880	107134	.LOCK DOOR ASSY	1
9	XDCZZ	21880	107135	.PLATE STRIKE DOOR.....	1
10	XDCZZ	21880	107136	.PEG HINGE ASSY.....	2
11	XDCZZ	21880	100841	.GASKET DOOR GRAY	1
12	XDCZZ	21880	106127	.INDICATOR	1
13	XDCZZ	21880	51920A	.DEHYDRATOR DRYER	1
14	XDCZZ	21880	9660040125	.RELAY STARTING	1
15	XDCZZ	21880	MPP62HX34	.PROTECTOR OVERLOAD	1
16	XDCZZ	21880	AEA86144	.COMPRESSOR 110-115V	1
17	XDCZZ	21880	106784	.CONTROL TEMPERATURE	1
18	XDCZZ	21880	102965	.KNOB ONLY FOR TEMP	1
19	XDCZZ	21880	107400	.LEG CABINET 4IN.....	4

END OF FIGURE

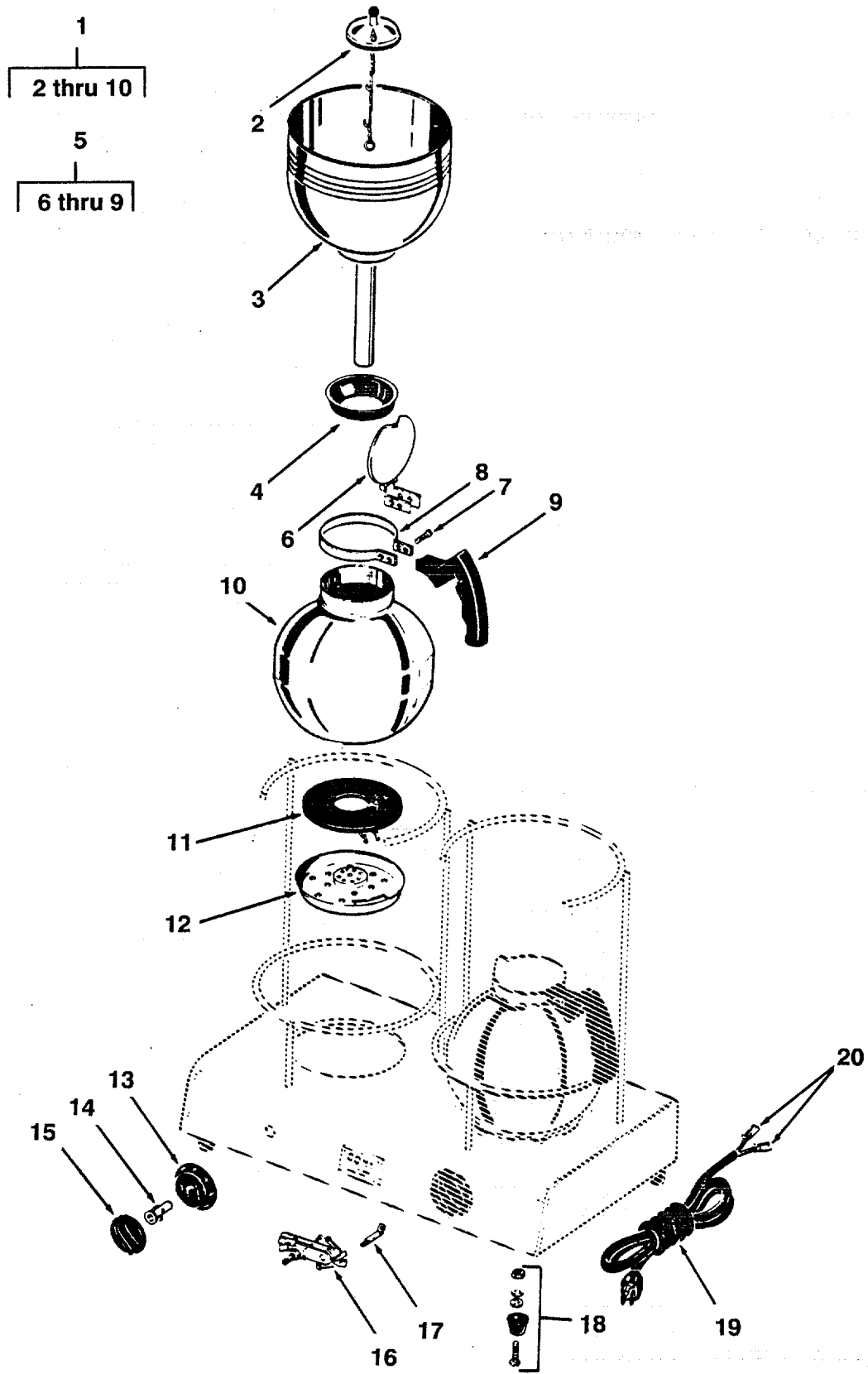


Figure 350. Coffee Maker.

SECTION II

TM 55-1905-219-34P-1

(1) ITEM NO	(2) SMR CODE	(3) CAGEC	(4) PART NUMBER	(5) DESCRIPTION AND USABLE ON CODES(UOC)	(6) QTY
-------------------	--------------------	--------------	-----------------------	---	------------

GROUP 12 COMMISSARY SPACE EQUIPMENT

FIG. 350 COFFEE MAKER

	XDCZZ	14718	CH2V-M	RANGE VARIABLE HEAT	1
1	XDCZZ	14718	1512-B	.BREWER STAINLESS	2
2	XDCZZ	14718	205301	..FILTER, COFFEE MAKER	1
3	XDCZZ	14718	295082	..BOWL UPPER	1
4	XDCZZ	14718	204000	..GROMMET	1
5	XDCZZ	14718	291210	..HANDLE ASSEMBLY	1
6	XDCZZ	14718	290205	...COVER AND HINGE	1
7	XDCZZ	14718	113059	...SCREW SET FOR CLAMP	1
8	XDCZZ	14718	290091	...CLAMP HANDLE	1
9	XDCZZ	14718	201000	...HANDLE, COFFEEMAKER	1
10	XDCZZ	81996	NPN	..BOWL LOWFR	1
11	PACZZ	14718	134829	.HEATING ELEMENT, ELE.....	2
12	XDCZZ	14718	134088	.SHELL ELEMENT.....	2
13	XDCZZ	14718	185201	.ESCUTCHEON WITH	2
14	XDCZZ	14718	185205	.FASTENER ESCUTCHEON.....	2
15	XDCZZ	14718	134702	.KNOB POINTER	2
16	XDCZZ	14718	185200	.SWITCH, ROTARY	2
17	XDCZZ	14718	185206	.ADAPTER PUSH-ON	2
18	XDCZZ	14718	185217	.FOOT ASSEMBLY.....	4
19	XDCZZ	14718	154698	.CORD SET	1
20	XDCZZ	14718	185207	.CONNECTOR PUSH-ON	2

END OF FIGURE

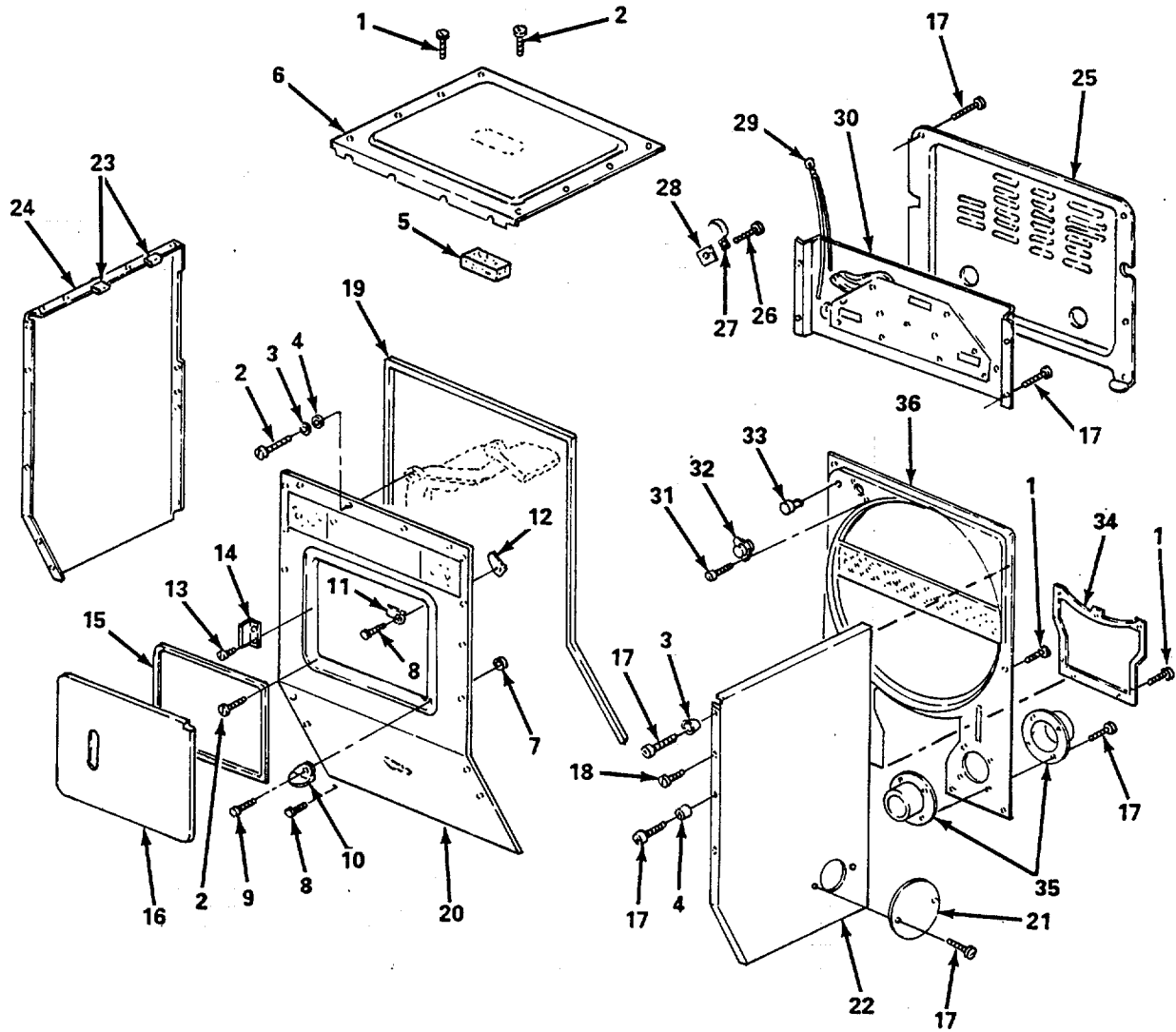


Figure 351. Washer / Dryer Exterior (Sheet 1 of 2).

(1) ITEM NO	(2) SMR CODE	(3) CAGEC	(4) PART NUMBER	(5) DESCRIPTION AND USABLE ON CODES(UOC)	(6) QTY
GROUP 12 COMMISSARY SPACE EQUIPMENT					
FIG. 351 WASHER/DRYER EXTERIOR					
	XDCOO	53800	26K93901N	WASHER, DRYER WHITE	1
1	PACZZ	53800	136132-000	.SCREW	11
2	PACZZ	53800	137858-000	.SCREW	6
3	XDCZZ	53800	136028-000	.RETAINER, TRIM	24
4	XDCZZ	53800	136289-000	.SPACER, OPTIONAL	2
5	XDCZZ	53800	136032-000	.PAD, DRUM	1
6	XDCZZ	53800	136031-032	.PANEL, TOP, DRYER WHITE	1
7	XDCZZ	53800	136057-000	.NUT, ACORN	1
8	PACZZ	53800	136354-000	.SCREW HINGE TO FRONT PANEL	3
9	XDCZZ	53800	136058-000	.SCREW HINGE TO FRONT PANEL	1
10	XDCZZ	53800	136056-000	.HINGE, DOOR, LOWER	1
11	XDCZZ	53800	136054-000	.SCREW, SPEEDCLIP LID HINGE	2
12	XDCZZ	53800	136053-000	.HINGE, DOOR, TOP	1
13	PACZZ	53800	136016-000	.RIVET, LATCH TO PANEL	2
14	XDCZZ	53800	136015-000	.LATCH, SPRING	1
15	XDCZZ	53800	136018-000	.SEAL, DOOR	1
16	XDCZZ	53800	136050-032	.DOOR, DRYER WHITE	1
17	PACZZ	53800	136029-000	.SCREW	26
18	PACZZ	53800	136470-000	.SCREW SIDE PANEL TO FRONT PANEL	2
19	XDCZZ	53800	136039-500	.STRIP, TRIM, DRYER	1
20	XDCZZ	53800	136014-032	.PANEL, FRONT, DRYER WHITE	1
21	XDCZZ	53800	136033-032	.COVER, EXHXAUST WHITE	1
22	XDCZZ	53800	136024-032	.PANEL, SIDE, DRYER R.H. WHITE	1
23	XDCZZ	53800	136162-000	.CLIP, HARNESS TO SIDE	2
24	XDCZZ	53800	136025-032	.PANEL, SIDE, DRYER L.H.	1
25	XDCZZ	53800	136873-026	.PANEL, VENTILATION	1
26	XDCZZ	53800	079999-000	.SCREW, CLIP TO CABINET	2
27	XDCZZ	53800	130354-000	.LEAD, HEATER CLIP THEM	2
28	XDCZZ	53800	136297-000	.CLIP, SPEEDNUT TO CABINET	2
29	XDCZZ	53800	136817-000	.HARNESS, HEATER	1
30	XDCZZ	53800	136870-000	.HEATER ASSEMBLY	1
31	PACZZ	53800	073653-000	.SCREW EXHAUST COLLAR TO REAR PANEL	4
32	XDCZZ	53800	136204-000	.THERMOSTAT, SAFETY	1
33	XDCZZ	53800	136145-000	.GROMMET	1
34	XDCZZ	53800	140312-026	.COVER, ACCESS, TERMIN	1
35	XDCZZ	53800	136183-026	.COLLAR, EXHAUST, DUCT	2
36	XDCZZ	53800	136034-026	.PANEL, REAR	1
37	XDCZZ	53800	139410-000	.SCREW, HINGE	2
38	XDCZZ	53800	136575-132	.LID, WASHER WHITE	1
39	PACZZ	53800	073635-000	.SCREW	2
40	XDCZZ	53800	136754-032	.PANEL, TOP, WASHER WHITE	1
41	XDCZZ	53800	136134-500	.STRIP, TRIM, WASHER	1
42	XDCZZ	53800	136128-032	.PANEL, FRONT, WASHER WHITE	1
43	XDCZZ	53800	136131-028	.PANEL, ACCESS, REAR WASHER	1
44	XDCZZ	53800	131968-000	.RETAINER, HOSE, DRAIN	1
45	XDCZZ	53800	064154-015	.CLAMP, HOSE	1
46	XCHZZ	97403	13226E8059-20	.BAR, SQUARE	2
47	XDCZZ	53800	132251-000	..BUSHING, HOSE, DRAIN	1

SECTION II		TM 55-1905-219-34P-1			(6)
(1)	(2)	(3)	(4)	(5)	
ITEM	SMR	PART			
NO	CODE	CAGEC	NUMBER	DESCRIPTION AND USABLE ON CODES(UOC)	QTY
48	XDCZZ	53800	064154-013	.CLAMP, HOSE TO COUPLER.....	1
49	XDCZZ	53800	141124-000	.COUPLER, HOSE, DRAIN USE ON MODELS ENDING WITH 01.....	1
49	XDCZZ	53800	130441-000	.COUPLER, HOSE, DRAIN.....	1
50	XDCZZ	53800	141123-000	.VALVE, CHECK, HOSE.....	1
51	XDCZZ	53800	136888-032	.CABINET, WASHER WHITE.....	1
52	XDCZZ	53800	134165-300	.LEG, LEVELING.....	4
53	XDCZZ	53800	134166-000	..PAD, LEG, LEVELING.....	4
54	XDCZZ	53800	136137-026	.BASE, WASHER.....	1

END OF FIGURE

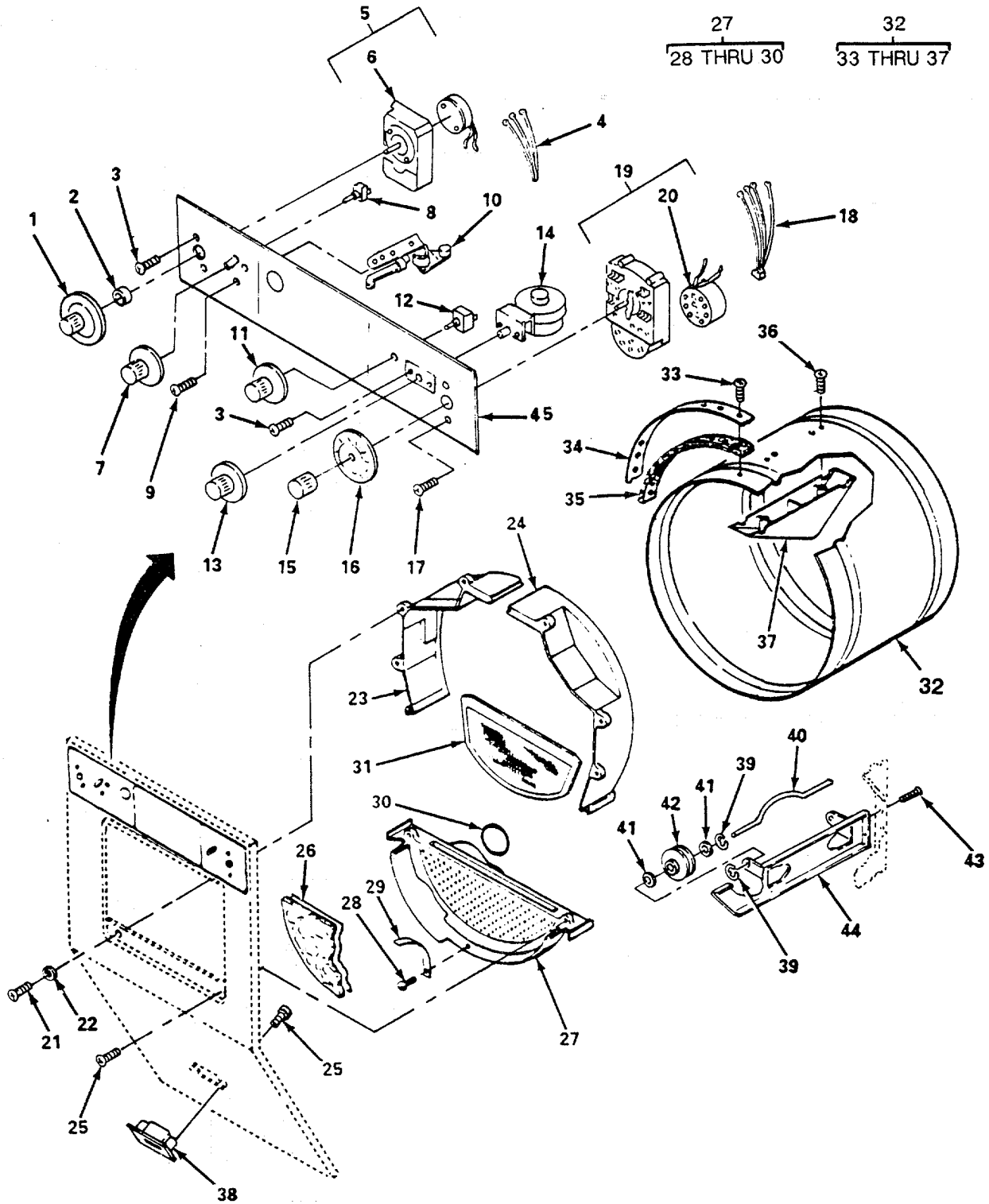


Figure 352. Washer / Dryer Drum Heater.

(1) ITEM NO	(2) SMR CODE	(3) CAGEC	(4) PART NUMBER	(5) DESCRIPTION AND USABLE ON CODES(UOC)	(6) QTY
GROUP 12 COMMISSARY SPACE EQUIPMENT					
FIG. 352 WASHER/DRYER DRUM HEATER					
1	XDCZZ	53800	136835-100	.KNOB & DIAL ASSY.....	1
2	PACZZ	53800	136772-000	.SPACER TIMER SHAFT, WASHER	1
2	PACZZ	53800	078212-000	.SPACER TIMER SHAFT, DRYER.....	1
3	PACZZ	53800	135021-000	.SCREW FAB SELECTOR SWITCH TO PANEL	4
4	XDCZZ	53800	136810-000	.HARNES, DRYER.....	1
5	XDCZZ	53800	136727-000	.TIMER & MOTOR, DRYER	1
6	XDCZZ	53800	135501-009	..MOTOR, ALTERNATING	1
7	XDCZZ	53800	136837-000	.KNOB FABRIC SELECTOR SWITCH.....	1
8	XDCZZ	53800	136556-000	.SWITCH, SELECTOR FABRIC	1
9	PACZZ	53800	135019-000	.SCREW.....	4
10	XDCZZ	53800	136194-200	.SWITCH, START & DOOR PUSH	1
11	XDCZZ	53800	136840-000	.KNOB WATER TEMP SWITCH	1
12	XDCZZ	53800	136669-000	.SWITCH, TEMPERATURE WATER	1
13	XDCZZ	53800	136842-000	.KNOB PRESSURE SWITCH.....	1
14	XDCZZ	53800	078342-100	.SWITCH, PRESSURE	1
15	XDCZZ	53800	136833-000	.KNOB TIMER-WASHER	1
16	XDCZZ	53800	136834-000	.INDICATOR, DIAL HOSE PUMP TO BUTTON	1
17	PACZZ	53800	073635-000	.SCREW.....	2
18	XDCZZ	53800	136756-000	.HARNES, DRYER, UPPER.....	1
19	XDCZZ	53800	139121-200	.TIMER & MOTOR, WASHE.....	1
20	XDCZZ	53800	068832-004	..MOTOR, ALTERNATING	1
21	PACZZ	53800	079999-000	.SCREW	4
22	PACZZ	53800	078259	.WASHER	4
23	XDCZZ	53800	136043-000	.RIM, DRUM L.H.....	1
24	XDCZZ	53800	136042-000	.RIM, DRUM R.H	1
25	XDCZZ	53800	136468-000	.SCREW BFL TO DRUM-MAG. ASSY TO PANEL	8
26	XDCZZ	53800	136017-000	.INSULATION	1
27	XDCZZ	53800	136239-000	.LINT HOUSING ASSY	1
28	PACZZ	53800	136468-000	..SCREW CLIP TO HOUSING	1
29	XDCZZ	53800	136048-000	..CLIP LINT SCREEN	1
30	XDCZZ	53800	136240-000	..SEAL LINT HOUSING	1
31	XDCZZ	53800	136047-000	.FILTER, LINT, DRYING.....	1
32	XDCZZ	53800	136003-028	.DRUM ASSEMBLY.....	1
33	PACZZ	53800	136469-000	..SCREW BAND TO DRUM.....	8
34	XDCZZ	53800	136009-000	..BAND FRONT AND REAR	2
35	XDCZZ	53800	136007-000	..SEAL, DRUM, FRONT.....	1
35	XDCZZ	53800	136008-000	..SEAL, DRUM REAR.....	1
36	XDCZZ	53800	136469-000	..SCREW BAFFLE TO DRUM	2
37	XDCZZ	53800	136005-000	..BAFFLE, DRUM, DRYING.....	3
38	XDCZZ	53800	136019-000	.MAGNET ASSEMBLY WHITE	1
39	PACZZ	53800	136675-000	RING, RETAINING SNAP.....	4
40	XDCZZ	53800	136073-000	.SHAFT, ROLLER, DRUM DRUM ROLLER.....	2
41	PACZZ	53800	136074-000	.WASHER, ROLLER.....	4
42	PACZZ	53800	136175-000	.ROLLER AND WHEEL AS	4
43	PACZZ	53800	136029-000	.SCREW DRUM ROLLER BASKET TO SIDE PANELS.....	4
44	XDCZZ	53800	136070-000	.BRACKET DRUM ROLLER L.H.....	1

SECTION II

TM 55-1905-219-34P-1

(1) ITEM NO	(2) SMR CODE	(3) CAGEC	(4) PART NUMBER	(5) DESCRIPTION AND USABLE ON CODES(UOC)	(6) QTY
44	XDCZZ	53800	136069-000	.BRACKET DRUM ROLLER R.H.....	1
45	XDCZZ	53800	136832-000	.TRIMPLATE.....	1

END OF FIGURE

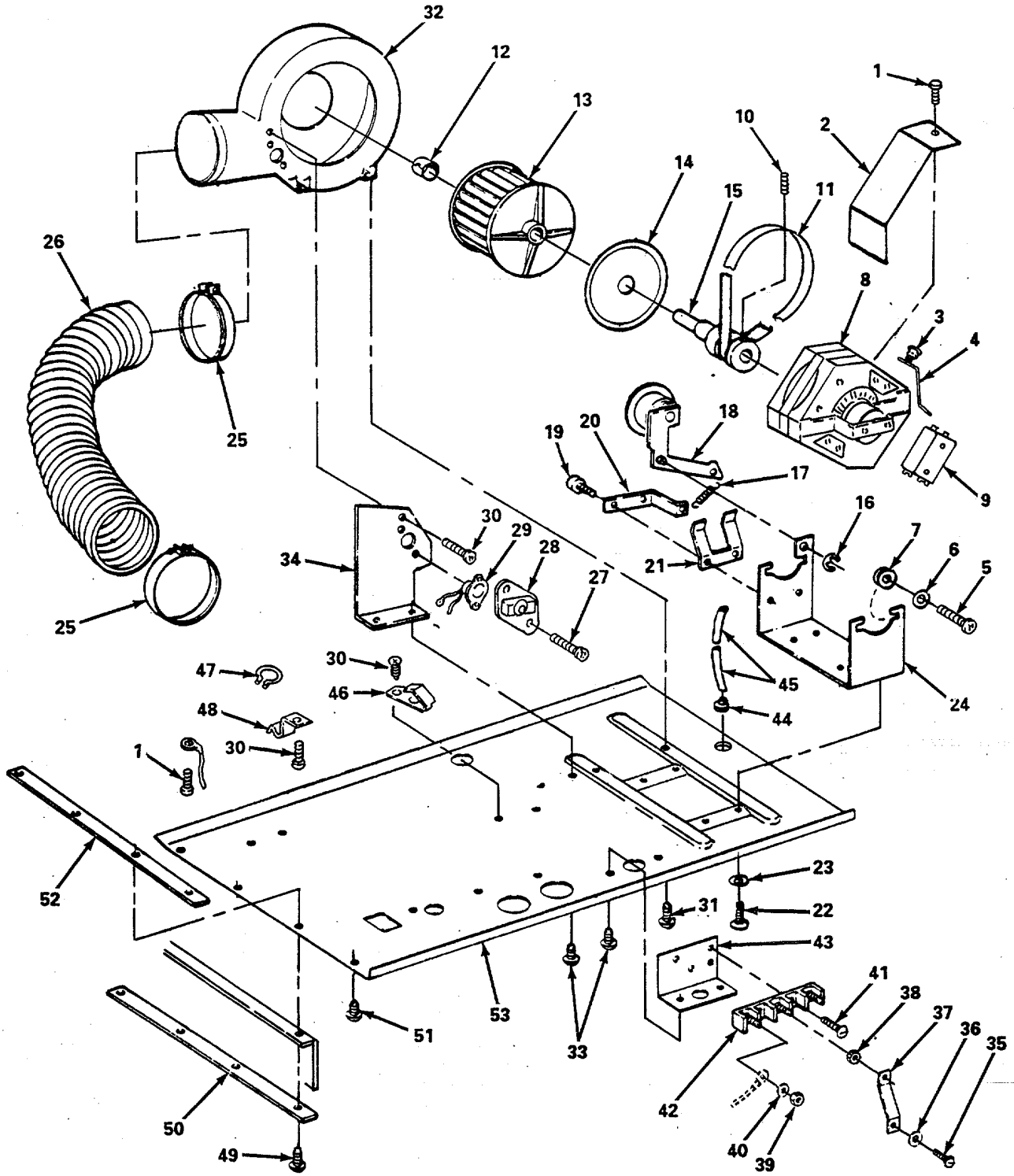


Figure 353. Washer / Dryer Blower.

SECTION II

TM 55-1905-219-34P-1

(1) ITEM NO	(2) SMR CODE	(3) CAGEC	(4) PART NUMBER	(5) DESCRIPTION AND USABLE ON CODES(UOC)	(6) QTY
GROUP 12 COMMISSARY SPACE EQUIPMENT					
FIG. 353 WASHER/DRYER BLOWER					
1	PACZZ	53800	137749-000	.SCREW.....	2
2	XDCZZ	53800	136098-000	SHIELD MOTOR TERMINAL	1
3	PACZZ	53800	132144-000	.SCREW	1
4	PACZZ	53800	136100-000	.WIRE, GROUND	1
5	PACZZ	53800	136244-000	.SCREW MOTOR TO CRADLE	4
6	XDCZZ	53800	136081-000	.WASHER	4
7	PACZZ	53300	136079-000	.GROMMET	4
8	XDCZZ	53800	136198-000	.MOTOR, ALTERNATING DRYER MOTOR AND.1	
9	XDCZZ	53800	135503-200	..SWITCH, MOTOR EMERSON	1
9	XDCZZ	53800	135503-100	..SWITCH, MOTOR GE	1
10	XDCZZ	53800	136084-000	.SCREW, SET BLOWER ASSY TO MOTOR.....	2
11	XDCZZ	53800	136102-000	.BELT, DRUM	1
12	XDCZZ	53800	136097-000	.CLIP, SPRING BLOWER WHEEL	1
13	XDCZZ	53800	136096-000	.WHEEL, BLOWER	1
14	XDCZZ	53800	136095-026	.PLATE BLOWER HOUSING	1
15	XDCZZ	53800	136083-000	.SHAFT BLOWER WHEEL	1
16	PACZZ	53800	136093-000	.RING, RETAINING IDLER ASSY TO	1
				MOTOR CRADLE	
17	XDCZZ	53800	136094-000	.SPRING IDLER ARM.....	1
18	XDCZZ	53800	136798-000	.IDLER ARM ASSEMBLY ASSEMBLY	1
19	PACZZ	53800	136249-000	.SCREW GRND WIRE & RETAINER.....	2
20	XDCZZ	53800	136243-000	.BRACKET SPRING IDLER.....	1
21	PACZZ	53800	136085-000	.RETAINER.....	1
22	PACZZ	53800	138539-000	.SCREW.....	4
23	PACZZ	53800	063602-000	.WASHER, LOCK MOTOR CRADLE BOLT	4
24	XDCZZ	53800	136078-026	.CRADLE MOTOR	1
25	XDCZZ	53800	136124-000	.CLAMP TUBE	2
26	XDCZZ	53800	136123-000	.TUBE, EXHAUST	1
27	PACZZ	53800	130220-000	.SCREW	2
28	XDCZZ	53800	136776-000	.THERMOSTAT, FLOW CONTROL	1
29	XDCZZ	53800	136777-000	.HEATER EXTERNAL THERMOSTAT	1
30	PACZZ	53800	136029-000	.SCREW BUZZER TO BASE	6
31	PACZZ	53800	136468-000	.SCREW BLOWER HOUSING TO BASE	4
32	XDCZZ	53800	136117-000	.BLOWER HOUSING	1
33	PACZZ	53800	136249-000	.SCREW.....	4
34	XDCZZ	53800	136121-000	.BRACKET THERM MTNG.....	1
35	PACZZ	53800	131225-000	.SCREW.....	1
36	PACZZ	53800	078101-000	.CUPWASHER.....	1
37	PACZZ	53800	076793-000	.STRAP, GROUND	1
38	XDCZZ	53800	073340-000	.NUT TERMINAL BLOCK (SILVER).....	2
39	XDCZZ	53800	073339-000	.NUT BRASS	3
40	XDCZZ	53800	073329-000	.WASHER	3
41	PACZZ	53800	136471-000	.SCREW.....	2
42	XDCZZ	53800	073334-000	.BLOCK, TERMINAL.....	1
43	XDCZZ	53800	136532-000	.BRACKET TERM BLOCK.....	1
44	XDCZZ	53800	077193-000	.CONNECTOR PRESSURE TUBE	1
45	XDCZZ	53800	077199-010	.TUBE, PRESSURE.....	1
46	XDCZZ	53800	133242-000	.BUZZER.....	1

SECTION II		TM 55-1905-219-34P-1			
(1)	(2)	(3)	(4)	(5)	(6)
ITEM	SMR		PART		
NO	CODE	CAGEC	NUMBER	DESCRIPTION AND USABLE ON CODES(UOC)	QTY
47	XDCZZ	53800	136343-000	.RETAINER.....	2
48	XDCZZ	53800	136107-000	.CLIP TOP SUPPORT	2
49	PACZZ	53800	137944-000	.SCREW.....	4
50	XDCZZ	53800	136566-025	.BRACE.....	2
51	PACZZ	53800	136182-000	.SCREW.....	4
52	XDCZZ	53800	136181-025	.PLATE DRYER MOUNTING UPPER	2
53	XDCZZ	53800	136565-028	.BASE DRYER.....	1

END OF FIGURE

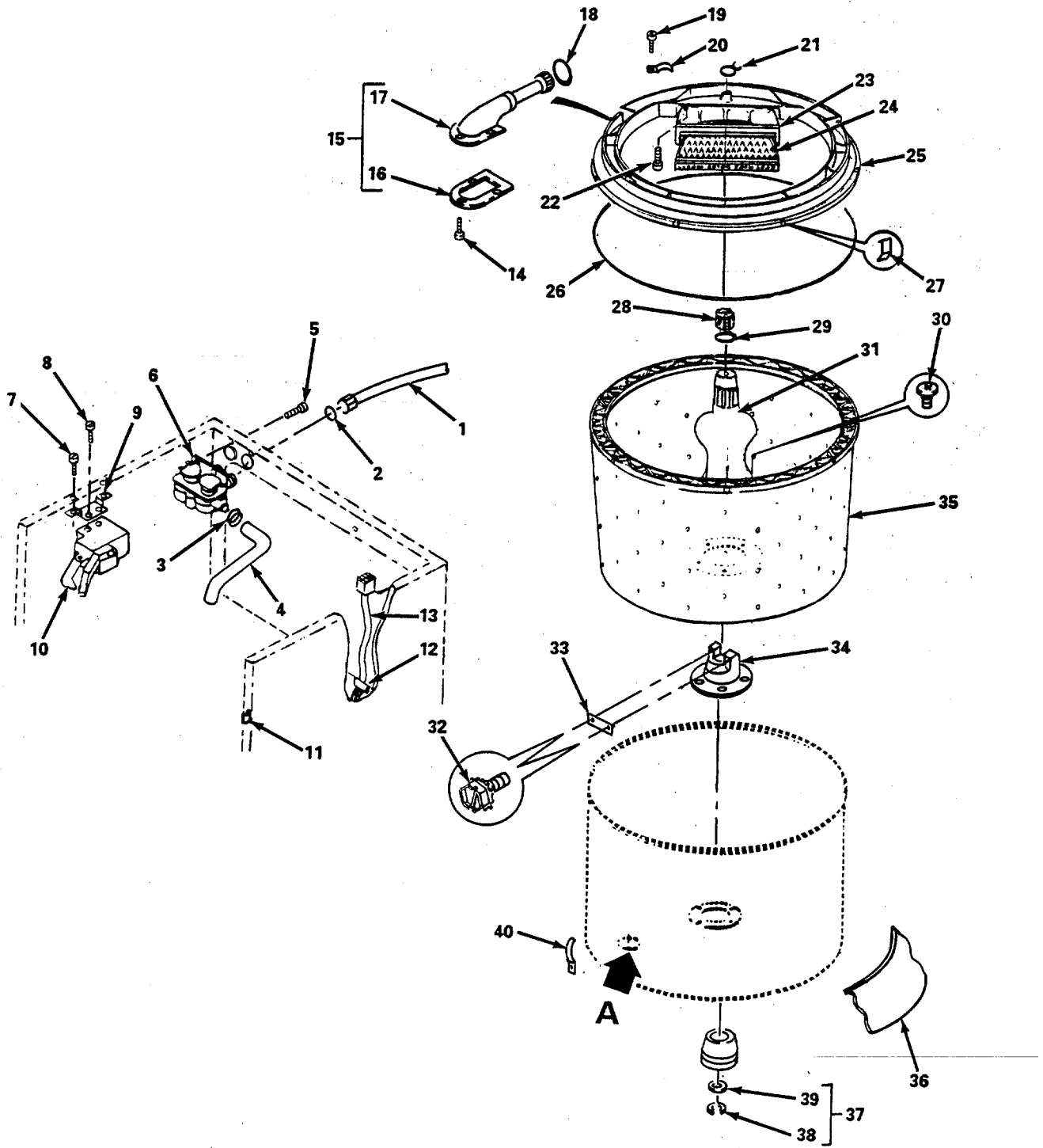
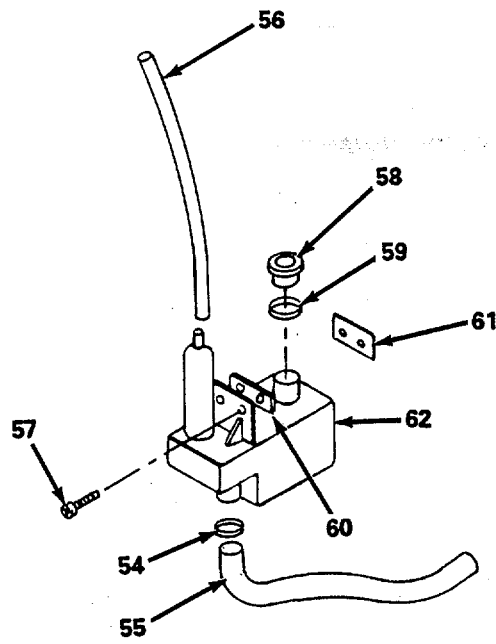
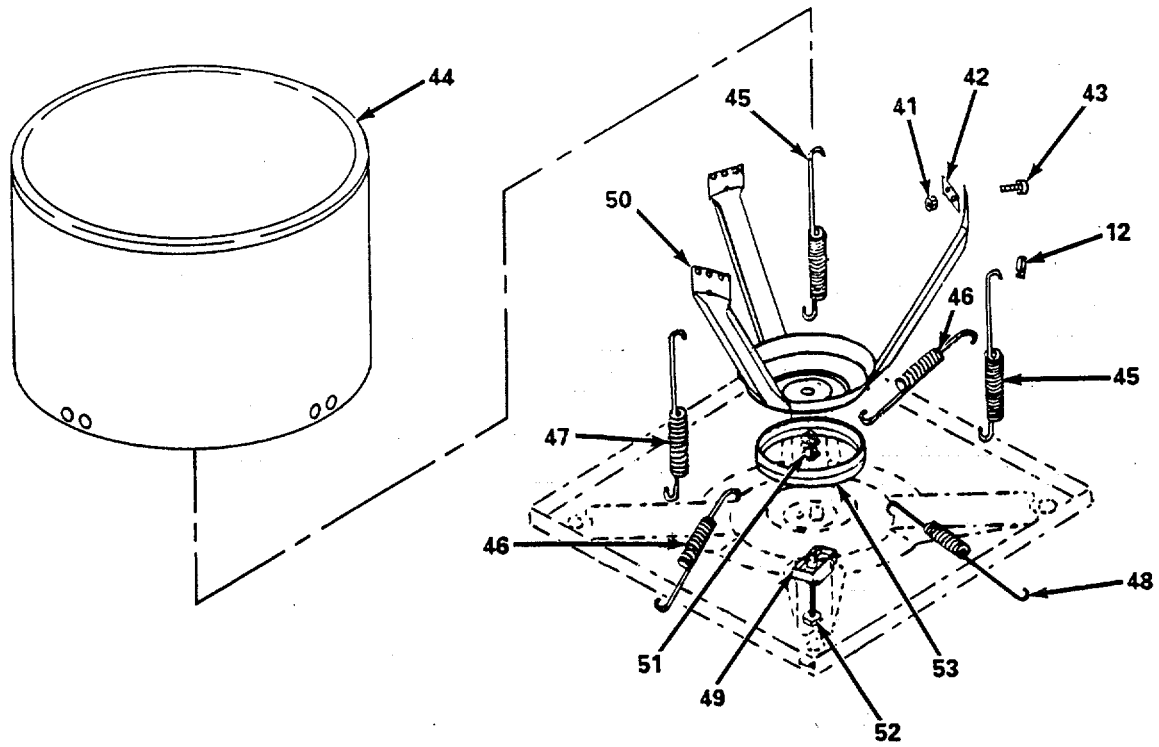


Figure 354. Washer / Dryer Tubs, Water Valve and Lid Switch (Sheet 1 of 2).



DETAIL A

Figure 354. Washer / Dryer Tubs, Water Valve Lid Switch (Sheet 2 of 2).

SECTION II

TM 55-1905-219-34P-1

(1) ITEM NO	(2) SMR CODE	(3) CAGEC	(4) PART NUMBER	(5) DESCRIPTION AND USABLE ON CODES(UOC)	(6) QTY
GROUP 12 COMMISSARY SPACE EQUIPMENT					
FIG. 354 WASHER/DRYER TUBS, WATER VALVE AND LID SWITCH					
1	XDCZZ	53800	140162-000	.HOSE, INLET, HOT	1
1	XDCZZ	53800	073610-000	.HOSE, INLET, COLD.....	1
2	XDCZZ	53800	139814-000	.WASHER HOSE	4
3	PACZZ	53800	064154-003	.CLAMP HOSE TO WATER VALVE	1
4	XDCZZ	53800	137507-000	.HOSE, RUBBER	1
5	PACZZ	53800	136249-000	.SCREW.....	2
6	XDCZZ	53800	1402774-000	.VALVE, WATER	1
7	PACZZ	53800	136470-000	.SCREW LID LOCK	2
8	PACZZ	53800	136029-000	.SCREW.....	2
9	XDCZZ	53800	136148-000	.BRACKET LID LOCK.....	1
10	XDCZZ	53800	138862-000	.LOCK, LID.....	1
11	XDCZZ	53800	136162-000	.HARNES.....	1
12	XDCZZ	53800	131169-000	.CLIP HARNES TO CABINET	2
13	XDCZZ	53800	136757-000	.HARNES LOWER WASHER MOTOR	1
14	PACZZ	53800	132655-000	.SCREW.....	3
15	XDCZZ	53800	137017-000	.WATER INLET ASSEMBL WATER	1
16	XDCZZ	53800	138517-000	..GASKET WATER INLET	1
17	XDCZZ	53800	137506-000	..VALVE, CHECK.....	1
18	PACZZ	53800	064154-010	.CLAMP HOSE TO WATER INLET ASSY	1
19	XDCZZ	53800	060753-000	.SCREW.....	1
20	PACZZ	53800	134093-000	.CLAMP.....	1
21	PACZZ	53800	063460-007	.CLAMP.....	1
22	PACZZ	53800	134167-000	.SCREW HOUSING TO COVER	5
23	XDCZZ	53800	140694-000	.HOUSING USE ON MODELS ENDING WITH 01, LINT FILTER	1
23	XDCZZ	53800	134878-000	.HOUSING LINT FILTER	1
24	XDCZZ	53800	078887-100	.FILTER, LINT	1
24	XDCZZ	53800	140693-000	.FILTER, LINT USE ON MODELS ENDING WITH 01	1
25	XDCZZ	53800	137379-000	.COVER	1
26	XDCZZ	53800	178611-100	.SEAL TUB COVER	1
27	XDCZZ	53800	079975-000	.CLIP TUB COVER	8
28	XDCZZ	53800	131203-100	.CAP, AGITATOR	1
29	XDCZZ	53800	073565-000	.WASHER	1
30	PACZZ	53800	078862-000	.SCREW.....	5
31	XDCZZ	53800	078117-100	.AGITATOR.....	1
32	PACZZ	53800	060573-000	.SCREW.....	2
33	XDCZZ	53800	060562-128	.PLATE, LOCK.....	1
34	XDCZZ	53800	078133-100	.TRUNNION	1
35	XDCZZ	53800	078523-100	.TUB, SPIN	1
36	XDCZZ	53800	132044-000	, SHIELD MOTOR, PLASTIC.....	1
37	XDCZZ	53800	137015-000	.HOUSING ASSEMBLY, BE	1
38	PACZZ	53800	132834-000	..SPACER	1
39	PACZZ	53800	132835-000	..WASHER, THRUST	1
40	XDCZZ	53800	130491-000	.CLAMP RECIRC.....	1
41	PACZZ	53800	054287-000	.NUT.....	6
42	XDCZZ	53800	132729-000	.PLATE.....	3

SECTION II

TM 55-1905-219-34P-1

(1) ITEM NO	(2) SMR CODE	(3) CAGEC	(4) PART NUMBER	(5) DESCRIPTION AND USABLE ON CODES(UOC)	(6) QTY
43	PACZZ	53800	063532-000	.SCREW.....	6
44	XDCZZ	53800	078120-000	.TUB, SPLASH.....	1
45	XDCZZ	53800	137997-000	.SPRING VERT, LONG	2
46	XDCZZ	53800	078135-000	.SPRING HOR. (SHORT)	2
47	XDCZZ	53800	137997-100	.SPRING VERT. (SHORT).....	1
48	XDCZZ	53800	079837-000	.SPRING HORIZONTAL (LONG)	1
49	PACZZ	53800	077075-000	.BLOCK SHIPPING.....	1
50	XDCZZ	53800	079630-000	.LEG & DOME ASSEMBLY	1
51	PACZZ	53800	077074-000	.NUT, EXPANSION.....	1
52	PACZZ	53800	137203-000	.BOLT SHIPPING	1
53	XDCZZ	53800	130789-000	.RING ASSEMBLY SNUBBER	1
54	PACZZ	53800	064154-012	.CLAMP HOSE TO BUTTON TRAP.....	1
55	XDCZZ	53800	139191-000	TRAP	1
56	XDCZZ	53800	077199-007	.TUBE, PRESSURE.....	1
57	PACZZ	53800	136471-000	.SCREW.....	2
58	XDCZZ	53800	137466-000	.GROMMET	1
59	PACZZ	53800	064154-020	.CLAMP BUTTON TRAP TO GROMMET	1
60	PACZZ	53800	140324-000	.TRAP SHIM BUTTON.....	1
61	PACZZ	53800	139E92-000	.SPEEDNUT	1
62	XDCZZ	53800	077276-000	.TRAP	1

END OF FIGURE

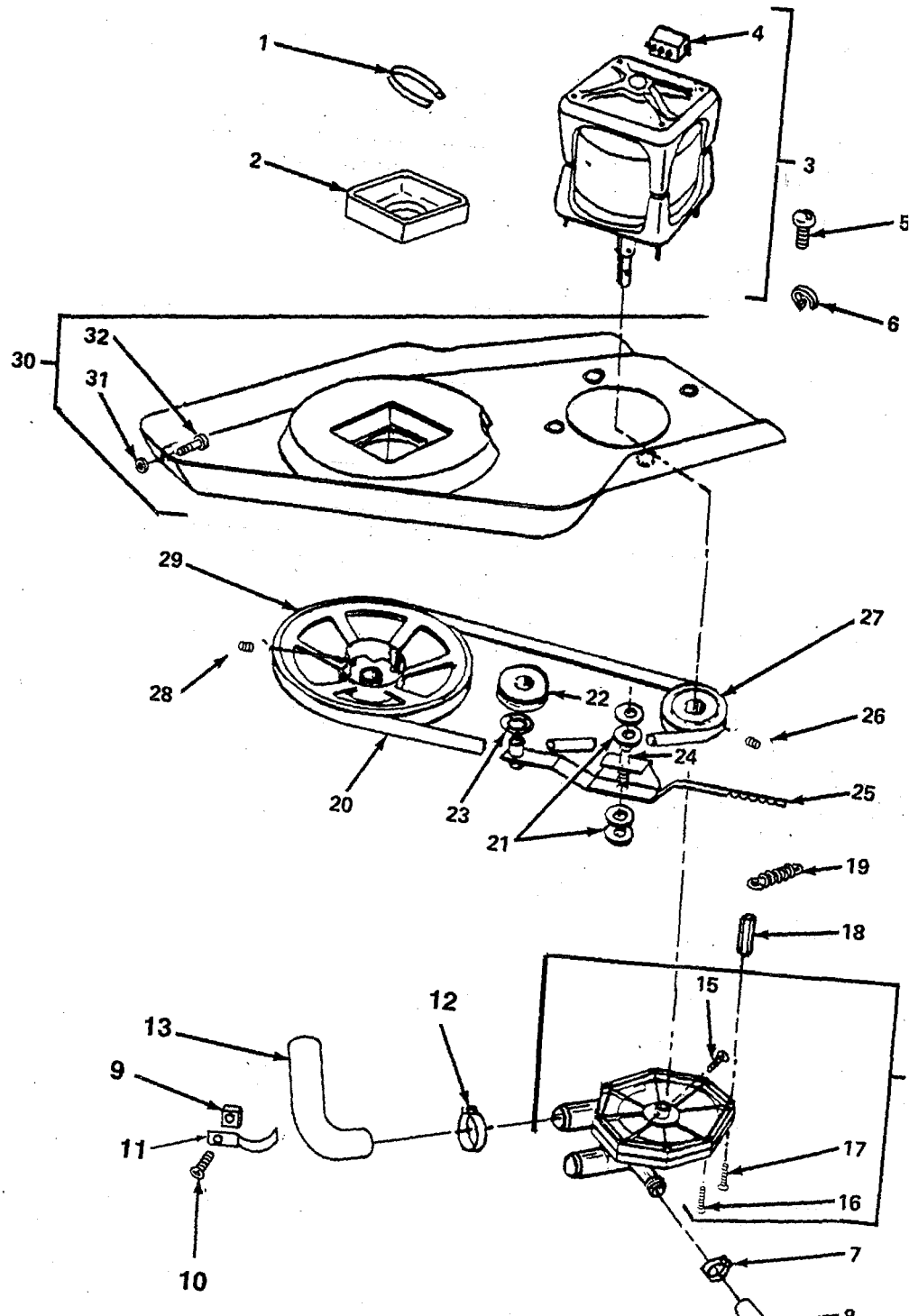


Figure 355. Washer / Dryer Drive System Pump.

SECTION II		TM 55-1905-219-34P-1			
(1)	(2)	(3)	(4)	(5)	(6)
ITEM	SMR		PART		
NO	CODE	CAGEC	NUMBER	DESCRIPTION AND USABLE ON CODES(UOC)	QTY
GROUP 12 COMMISSARY SPACE EQUIPMENT					
FIG. 355 WASHER/DRYER SYSTEM PUMP					
1	XDCZZ	53800	130495-100	.TIE HARNESS TO MOTOR	1
2	XDCZZ	53800	077009-100	.CUSHION RUBBER	1
3	XDCZZ	53800	078394-100	.MOTOR ALTERNATING	1
4	XDCZZ	53800	067631-013	..SWITCH, MOTOR EMERSON	1
4	XDCZZ	53800	067631-012	..SWITCH, MOTOR G.E	1
5	PACZZ	53800	132144-000	.SCREW, GROUND	1
6	PACZZ	53800	066912-000	.CLAMP RECIRC HOSE TO SUPPORT PLATE	2
7	PACZZ	53800	064154-006	.CLAMP	1
8	XDCZZ	53800	136147-000	.HOSE RECIRC. PUMP TO SPIN TUB	1
9	PACZZ	53800	136297-000	.SPEEDNUT	2
10	PACZZ	53800	073653-000	.SCREW	2
11	PACZZ	53800	136152-000	.CLAMP HOSE TO TUB	2
12	PACZZ	53800	064154-012	.CLAMP	2
13	XDCZZ	53800	136149-000	.HOSE PUMP TO DRAIN CPLING	1
14	XDCZZ	53800	133058-000	.PUMP ROTARY COMPLETE	1
15	PACZZ	53800	077203-000	..SCREW IMPEL TO SHAFT	1
16	PACZZ	53800	078716-000	..SCREW	4
17	PACZZ	53800	077669-000	..SCREW PUMP MOUNTING	4
18	PACZZ	53800	077012-100	.STANDOFF, HEX	3
19	XDCZZ	53800	078465-000	.SPRING, TENSION IDLER ARM	1
20	XDCZZ	53800	133171-000	.BELT, V	1
21	PACZZ	53800	078792-000	.WASHER	4
22	XDCZZ	53800	130879-000	.PULLEY, V IDLER ARM	1
23	PACZZ	53800	140083-00	.WASHER, SPRING	1
24	PACZZ	53800	078743-003	.SPACER ROUND	1
25	XDCZZ	53800	133091-000	.ARM, TENSION USE ON MODELS ENDING WITH 011	1
26	PACZZ	53800	132861-000	.SCREW, SET	1
27	XDCZZ	53800	134881-000	.PULLEY, MOTOR	1
28	PACZZ	53800	078793-000	.SCREW, SET	1
29	XDCZZ	53800	078682-100	.PULLEY, TRANSMISSION	1
30	XDCZZ	53800	079494-300	.PLATE, MOUNTING PUMP AND MOTOR	1
				MOUNTING	
31	PACZZ	53800	073804-000	..LOCKNUT	3
32	PACZZ	53800	077090-000	..BOLT	3

END OF FIGURE

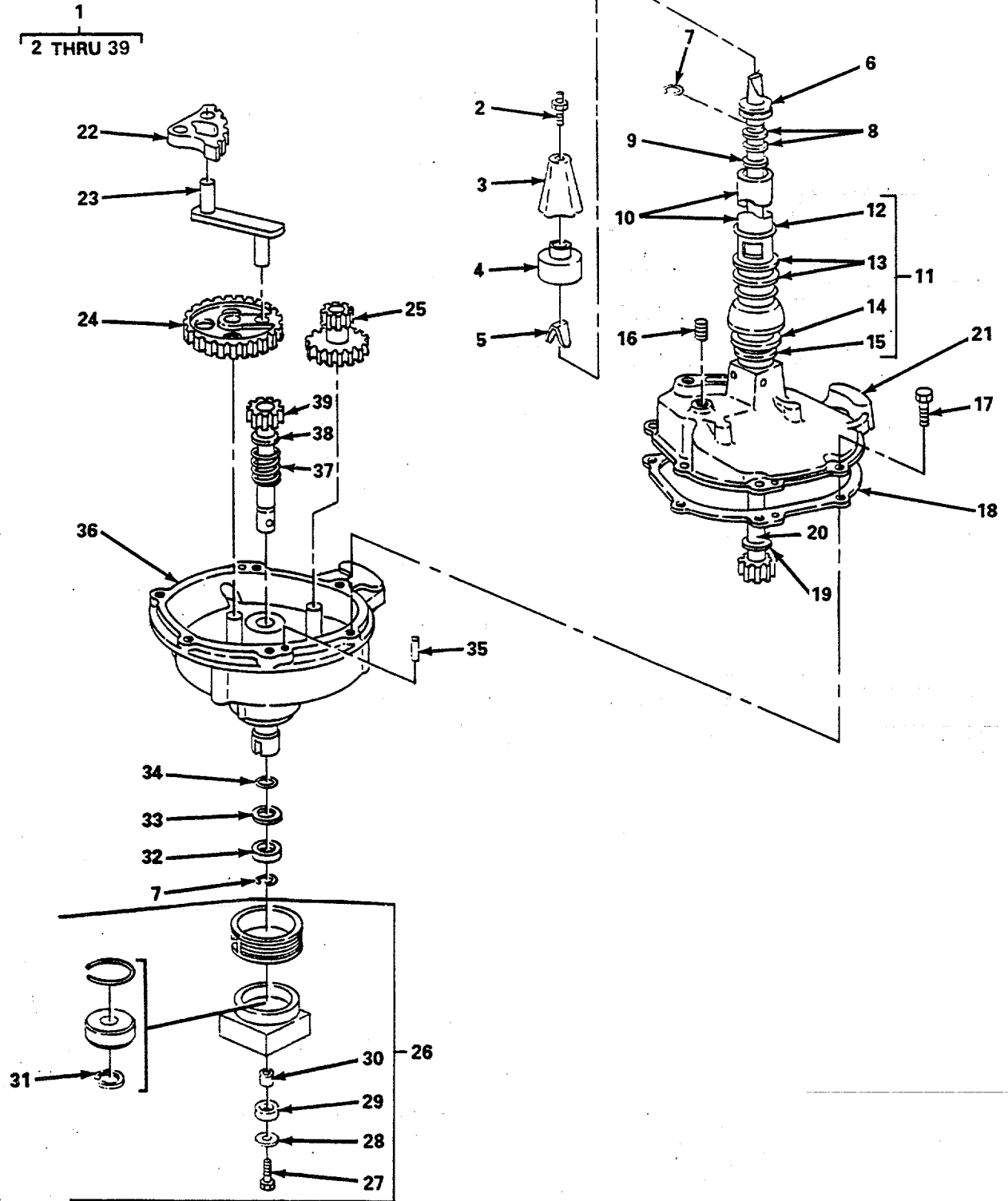


Figure 356. Transmission, Water Seal and Lower Bearing.

SECTION II

TM 55-1905-219-34P-1

(1) ITEM NO	(2) SMR CODE	(3) CAGEC	(4) PART NUMBER	(5) DESCRIPTION AND USABLE ON CODES(UOC)	(6) QTY
GROUP 12 COMMISSARY SPACE EQUIPMENT					
FIG. 356 WASHER/DRYER TRANSMISSION, WATER SEAL AND LUBRICATING BEARING					
1	XDCZZ	53800	130416-100	..TRANSMISSION COMPLETE.....	1
2	XDCZZ	53800	063882-000	..BOLT, STUD AGITATOR SHAFT	1
3	XDCZZ	53800	063880-000	..BLOCK DRYER	1
4	XDCZZ	53800	077283-000	..SHIELD AGITATOR.....	1
5	PACZZ	53800	063881-400	..SHIM DRIVE LOG (AS REQUIRED)	V
6	XDCZZ	53800	066275-000	..SEAL UPPER LIP, AGITATOR SHAFT.....	1
7	PACZZ	53800	068158-000	..RING, RETAINING	2
8	PACZZ	53800	077060-000	..WASHER, SPACER	V
9	PACZZ	53800	062568-000	..WASHER, THRUST AGITATOR SHAFT	1
10	XDCZZ	53800	060556-400	..SLEEVE AGITATOR SHAFT.....	1
11	XDCOO	53800	079420-000	..KIT, SEAL, WATER	1
12	PACZZ	53800	064305-000	..RING, RETAINING SEAL TO AGITATOR.....	1
13	PACZZ	53800	078332-000	SHAFT	V
14	XDCZZ	53800	077156-000	...WASHER, SPACER	1
15	XDCZZ	53800	077154-000	...SLINGER AGITATOR SHAFT	1
16	XDCZZ	53800	077061-000	...WASHER, FELT AGITATOR SHAFT (LUB WITH 133059 OIL).....	1
17	PACZZ	53800	079688-000	..PLUG PIPE	1
18	XDCZZ	53800	077047-000	..SCREW HSING TO HSING	4
19	PACZZ	53800	077092-000	..GASKET GEAR HOUSING	1
20	XDCZZ	53800	078517-000	..WASHER, SPACER	1
21	XDCZZ	53800	137016-000	..SHAFT ASSEMBLY' AGITATOR.....	1
22	XDCZZ	53800	130405-100	..HOUSING ASSEMBLY UPPER, WITH	1
23	XDCZZ	53800	066078-100	GASKET	1
24	XDCZZ	53800	130404-100	..GEAR, SECTOR, SPUR.....	1
25	XDCZZ	53800	130403-100	..ROD, CONNECTING	1
26	XDCZZ	53800	137014-000	..GEAR, CRANK	1
27	PACZZ	53800	138539-000	..GEAR, IDLER	1
28	PACZZ	53800	079874-000	..HOUSING ASSEMBLY, RE ASSEMBLY.....	1
29	PACZZ	53800	078749-000	...SCREW PLATE TO BEARING HSNG	2
30	PACZZ	53800	130060-000	...WASHER, SPACER	2
31	PACZZ	53800	078056-000	...SPACER, RUBBER	2
32	PACZZ	53800	077098-000	...SPACER, SLEEVE	2
33	PACZZ	53800	077051-000	...RING, RETAINING	1
34	XDCZZ	53800	077062-000	..WASHER SPACER	1
35	PACZZ	53800	077058-000	..WASHER, THRUST	1
36	XDCZZ	53800	133040-000	..SEAL LOWER LIP	1
37	XDCZZ	53800	077052-000	..PIN, DOWEL HSNG TO HSNG.....	2
38	PACZZ	53800	077051-000	..HOUSING ASSEMBLY LOWER, WITH	1
39	XDCZZ	53800	078722-000	GASKET	1
				..SPRING SMALL LGS	1
				..WASHER, THRUST	1
				..SHAFT ASSEMBLY LOWER.....	1

END OF FIGURE

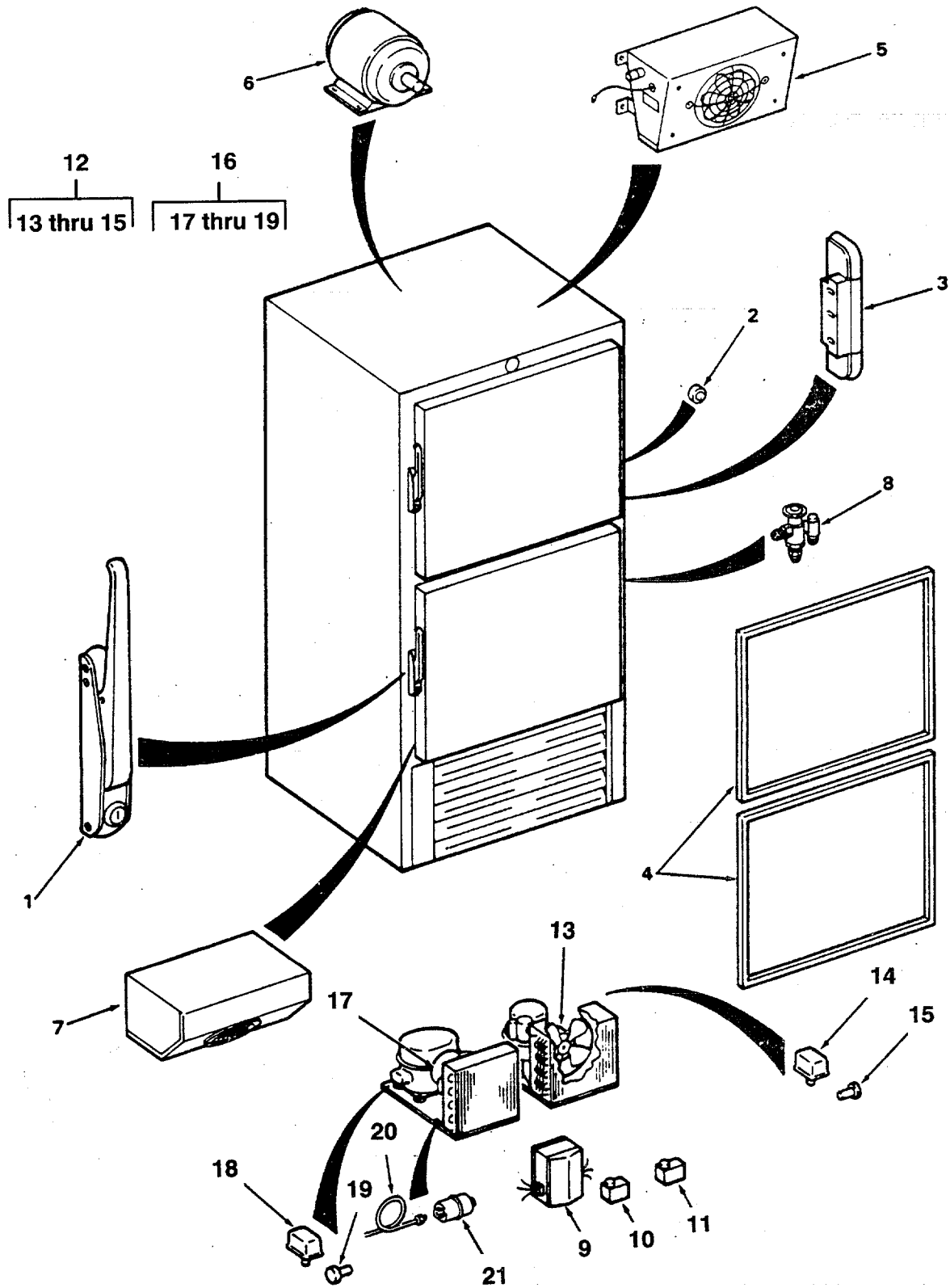


Figure 357. Refrigerator - Freezer.

SECTION II		TM 55-1905-219-34P-1			
(1)	(2)	(3)	(4)	(5)	(6)
ITEM	SMR		PART		
NO	CODE	CAGEC	NUMBER	DESCRIPTION AND USABLE ON CODES(UOC)	QTY

GROUP 12 COMMISSARY SPACE EQUIPMENT

FIG. 357 REFRIGERATOR

1	XDCZZ	32761	538	.LATCH DOOR	2
2	PACZZ	15605	8406K3	.SWITCH, PUSH.....	2
3	XDCZZ	32761	213	.HINGE DOOR.....	2
4	PCCZZ	74951	9301	.GASKET	2
5	XDHZZ	80388	MJ40	.EVAPORATOR	1
6	XDCZZ	80388	3491	.MOTOR BLOWER FAN.....	2
7	XDHZZ	80388	LS95E1	.EVAPORATOR FREEZER	1
8	XDHZZ	83979	HC1/2FW15	.VALVE EXPANSION.....	1
9	XDCZZ	77105	8145-00	.TIMER DEFROST.....	1
10	XDCZZ	49742	A331562	.CONTROL TEMPERATURE	1
11	XDCZZ	49742	0101402	.CONTROL PRESSURE.....	1
12	XDHZZ	59431	AE2410AC/2A499-9	.CONDENSING UNIT	1
13	PACZZ	03511	5KSP51CL501	..MOTOR, ALTERNATING C.....	1
14	PACZZ	79092	16-471-00-872	..RELAY, ELECTROMAGNET.....	1
15	PACZZ	59431	83426	..PROTECTOR, THERMAL-O	1
16	XDCZZ	59431	AE3417AA	.CONDENSING UNIT	1
17	PACZZ	82811	SPB5EM1	..MOTOR, ALTERNATING C.....	1
18	XDCZZ	59431	82636	..RELAY CONDENSING.....	1
19	PACZZ	59431	83601	..OVERLOAD PROTECTOR	1
20	XDHZZ	15752	C18	.CAPILLARY	2
21	XDHZZ	70255	ADK032	.FILTER-DRIER, REFRIG.....	2

END OF FIGURE

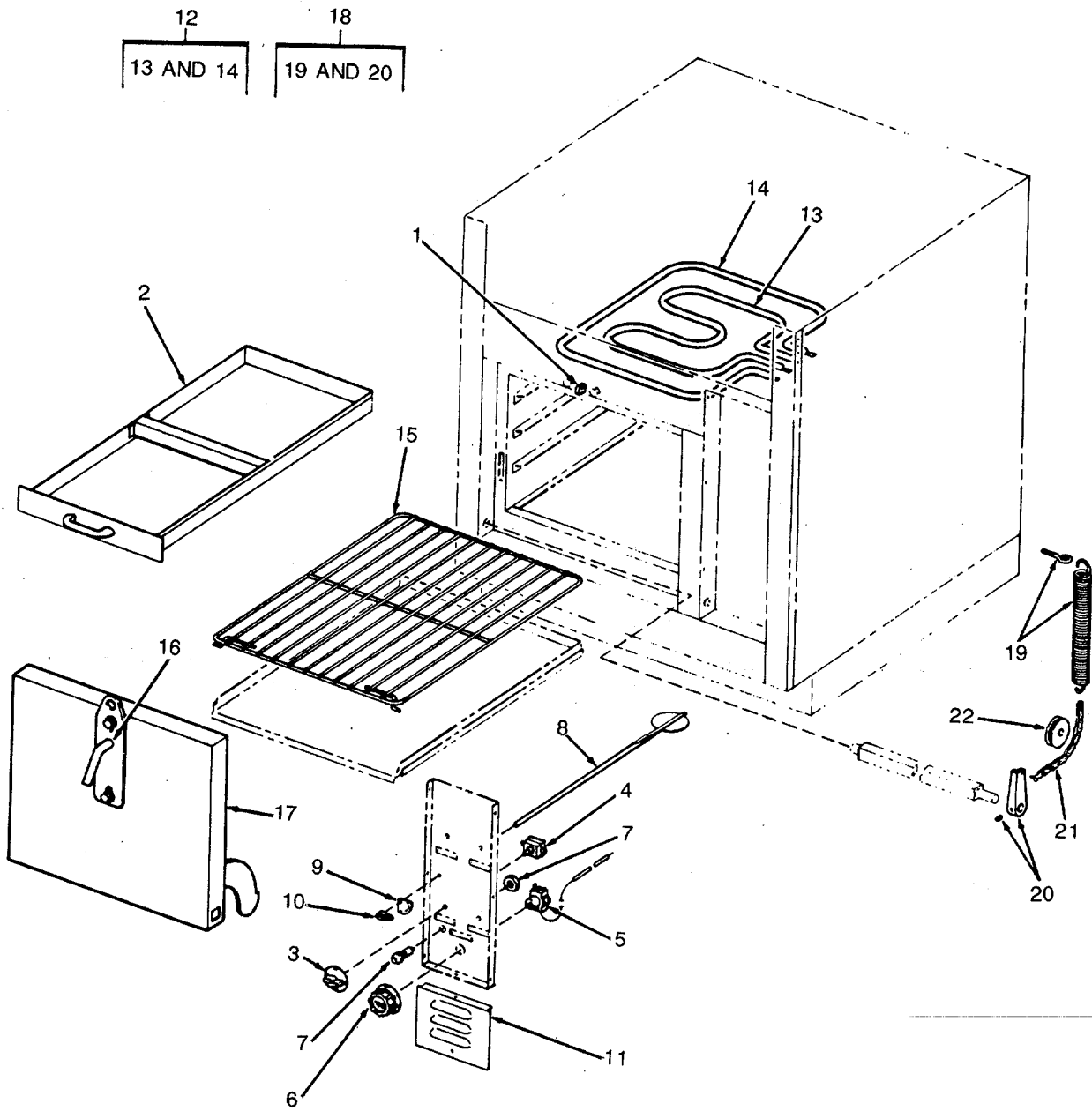


Figure 358. Electric Range (Sheet 1 of 2).

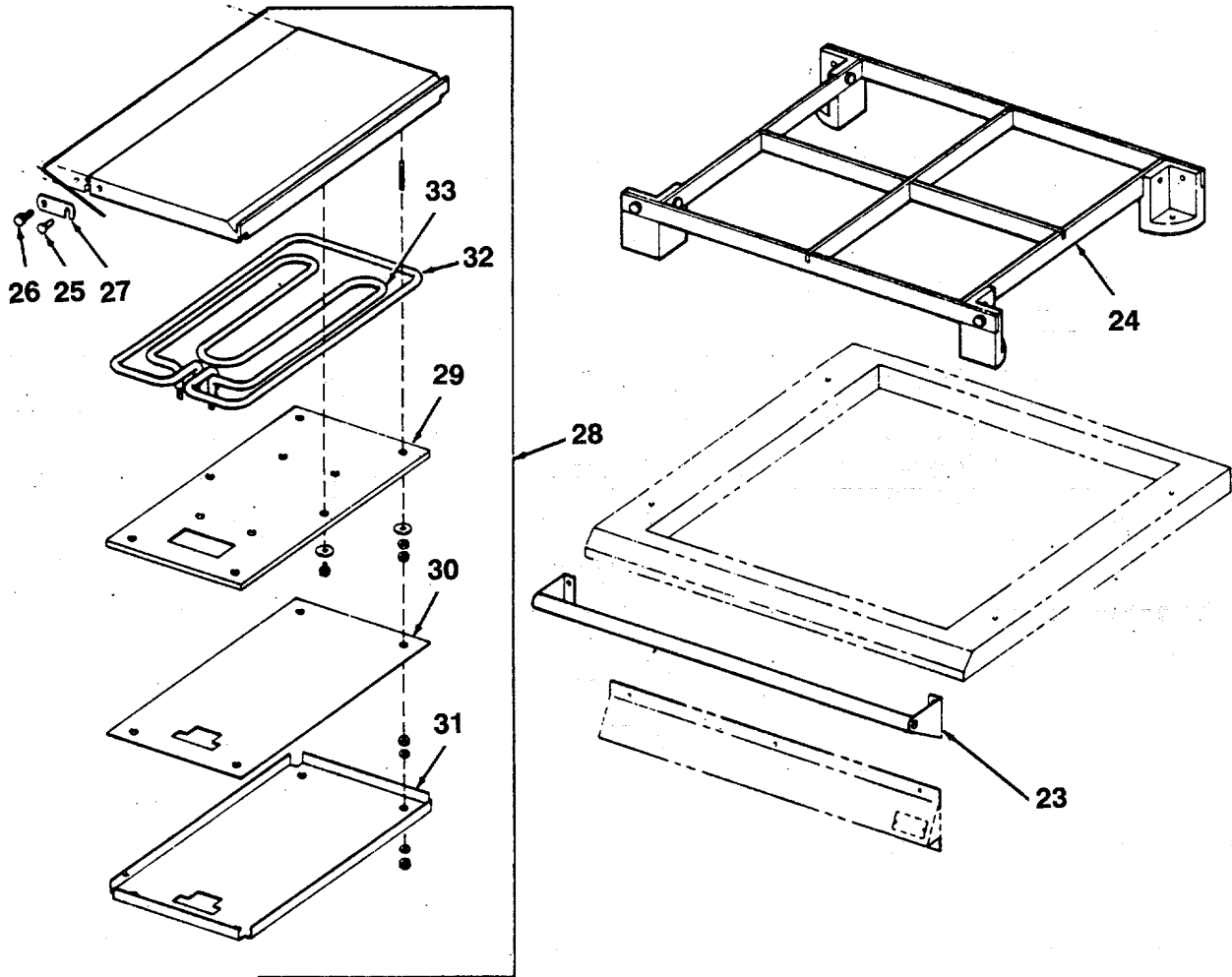


Figure 358. Electric Range (Sheet 2 of 2).

SECTION II

TM55-1905-219-34P-1

(1) ITEM NO	(2) SMR CODE	(3) CAGEC	(4) PART NUMBER	(5) DESCRIPTION AND USABLE ON CODES(UOC)	(6) QTY
GROUP 12 COMMISSARY SPACE EQUIPMENT					
FIG. 358 ELECTRIC RANGE					
	XDHHH	78770	G436K1R-1	RANGE ELECTRIC 440 WITH GRILLE TOP, SEA RAILS AND HAND RAILS	1
1	XDCZZ	78770	436-505-2	.LATCH SEA OVEN.....	1
2	XDCZZ	78770	436-482T	.PAN ASSEMBLY DRIP RIGHT SIDE.....	1
2	XDCZZ	78770	436-481T	.PAN ASSEMBLY DRIP LEFT SIDE.....	1
3	XDCZZ	78770	4161A8715	.KNOB SWITCH TOP	4
4	PACZZ	78770	4111A8733	SWITCH, ROTARY.....	4
5	XDHZZ	78770	18A18-74	.THERMOSTAT OVEN	1
6	XDCZZ	78770	436-753T	.KNOB ASSEMBLY OVEN	1
7	XDCZZ	78770	4111A0107	, LIGHT RED SIGNAL.....	1
8	XDCZZ	78770	436-420T	.ROD ASSEMBLY.....	1
9	XDCZZ	78770	621-534	.BEZEL CONTROL	1
10	XDCZZ	78770	621-185	.HANDLE DAMPER FOR	1
11	XDCZZ	78770	436-478	.COVER COMPARTMENT	1
12	XDCZZ	78770	436-528T	.HEATING ASSEMBLY.....	2
13	PACZZ	78770	PA-169-13	..HEATING ELEMENT, ELE	1
14	PACZZ	78770	PA-168-13	..HEATING ELEMENT, ELE	1
15	XDCZZ	78770	436-71T	.RACK OVEN.....	1
16	XDCZZ	78770	436-26	.HANDLE OVEN DOOR	1
17	XDCZZ	78770	436-16T	.DOOR ASSEMBLY OVEN.....	1
18	XDCZZ	78770	436-121T	.SPRING AND ARM.....	2
19	XDCZZ	78770	436-121	..SPRING OVEN DOOR INCLUDES	1
				ATTACHING PIN	
20	XDCZZ	78770	436-6-1	..ARM HINGE OVEN	1
21	XDCZZ	78770	621-123	.CHAIN OVEN DOOR.....	2
22	XDCZZ	78770	621-21	.PULLEY OVEN	2
23	XDCZZ	78770	436-505-4	.RAIL HAND RANGE	1
24	MFOZZ	78770	436-505-1	.RAILS SEA MARINE.....	1
25	XDCZZ	78770	20A1G-7	.PIN GRIDDLE PLATE.....	2
26	XDCZZ	78770	20A2G-7	.SCREW GRIDDLE LATCH.....	2
27	XDCZZ	78770	20A2G-8	.LATCH GRIDDLE PLATE.....	2
28	XDCZZ	78770	20MIA-104	.PLATE HOT 12X24 COMPLETE LEFT	1
28	XDCZZ	78770	20M1A-96	.PLATE HOT 12X24 COMPLETE RIGHT	1
29	XDCZZ	78770	20M1G-3	..PLATE ELEMENT CLAMP	2
30	XDCZZ	78770	20M1G-4	..BAFFLE ELEMENT	2
31	XDCZZ	78770	20M1G-1	..SHIELD ELEMENT	2
32	PACZZ	78770	20M1E-30	..HEATING ELEMENT, ELE	1
33	PACZZ	78770	20M1E-31	..HEATING ELEMENT, ELE	1

END OF FIGURE

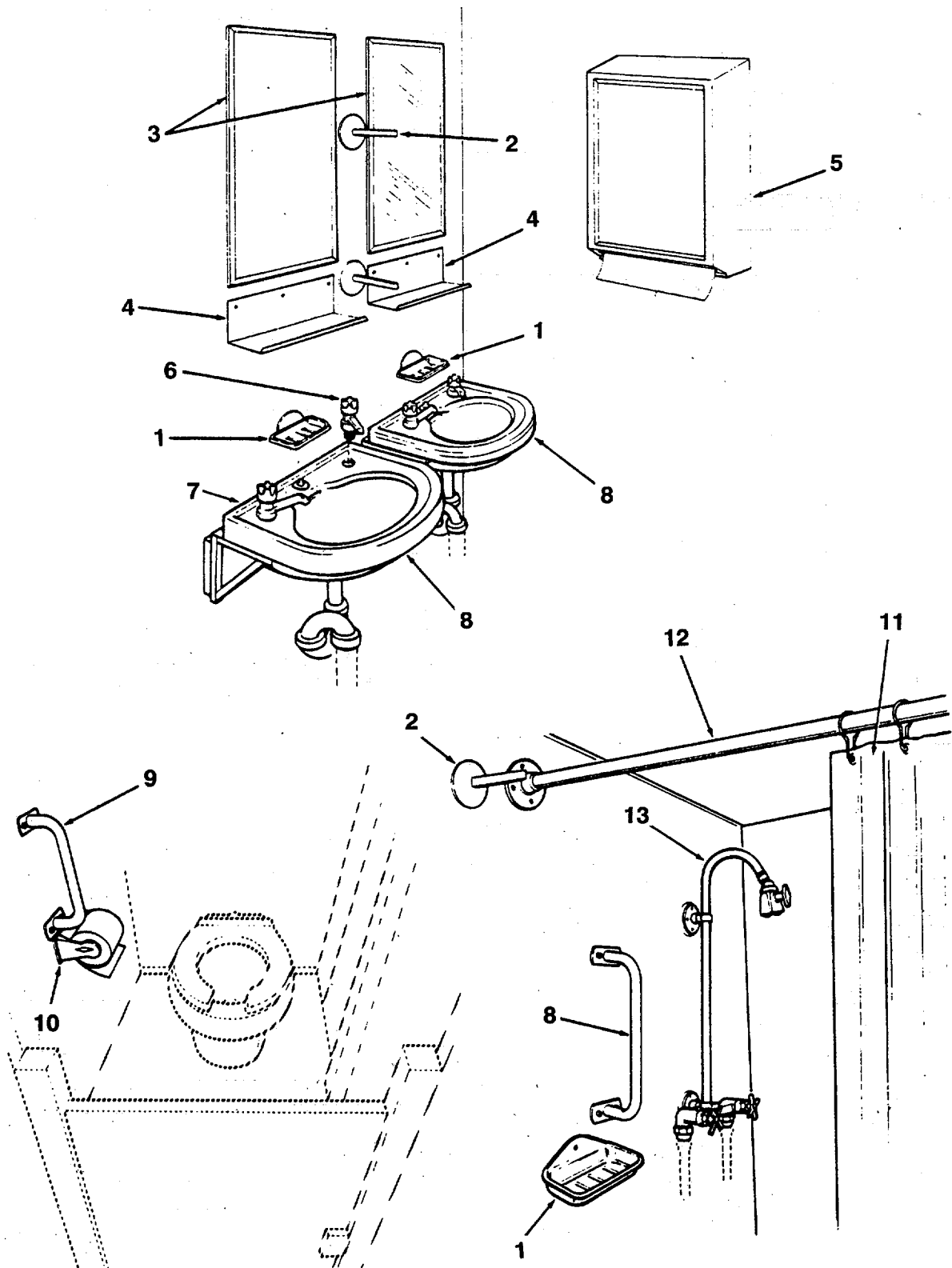


Figure 359. Washroom Equipment.

SECTION II

TM 551905-21934P-1

(1) ITEM NO	(2) SMR CODE	(3) CAGEC	(4) PART NUMBER	(5) DESCRIPTION AND USABLE ON CODES(UOC)	(6) QTY
GROUP 13 WASHROOM AND WATER CLOSET FIXTURE					
FIG. 359 WASHROOM EQUIPMENT					
1	XDCZZ	21823	4-108	DISH SOAP.....	3
2	XDCZZ	53157	612-4634441-34	HOOK TOWEL	3
3	XDCZZ	21823	4M-155	MIRROR	2
4	XDCZZ	53157	612-4634441-48	SHELF TOILET	2
5	XDCZZ	53157	612-4634440-38	DISPENSER PAPER	1
6	XDCZZ	76581	90405	FAUCET, HOT WATER	2
7	XDCZZ	76581	90410	FAUCET, COLD WATER	2
8	XDCZZ	21823	IM-401-P	LAVATORY	2
9	XDCZZ	21823	4M-84	ROD GRAB.....	3
10	XDCZZ	21823	4M-128	HOLDER TOILET PAPER	2
11	XDCZZ	53157	612-4634441-30	CURTAIN SHOWER.....	1
12	XDCZZ	21823	4-103	ROD CURTAIN	1
13	XDCZZ	21823	8-2371	SHOWER WITH AUTOFLO	1

END OF FIGURE

By Order of the Secretary of the Army:

GORDON R. SULLIVAN
General, United States Army
Chief of Staff

Official:

MILTON H. HAMILTON
Administrative Assistant to the
Secretary of the Army
03670

DISTRIBUTION:

To be distributed in accordance with DA Form 12-25-E, block no. 1059, requirements for TM 55-1905-219-34P-1.

The Metric System and Equivalents

Linear Measure Liquid Measure

1 centimeter = 10 millimeters = .39 inch
 1 decimeter = 10 centimeters = 3.94 inches
 1 meter = 10 decimeters = 39.37 inches
 1 dekameter = 10 meters = 32.8 feet
 1 hectometer = 10 dekameters = 328.08 feet
 1 kilometer = 10 hectometers = 3,280.8 feet

1 centiliter = 10 milliliters = .34 fl. ounce
 1 deciliter = 10 centiliters = 3.38 fl. ounces
 1 liter = 10 deciliters = 33.81 fl. ounces
 1 dekaliter = 10 liters = 2.64 gallons
 1 hectoliter = 10 dekaliters = 26.42 gallons
 1 kiloliter = 10 hectoliters = 264.18 gallons

Weights

1 centigram = 10 milligrams = .15 grain
 1 decigram = 10 centigrams = 1.54 grains
 1 gram = 10 decigram = .035 ounce
 1 dekagram = 10 grams = .35 ounce
 1 hectogram = 10 dekagrams = 3.52 ounces
 1 kilogram = 10 hectograms = 2.2 pounds
 1 quintal = 100 kilograms = 220.46 pounds
 1 metric ton = 10 quintals = 1.1 short tons

Square Measure

1 sq. centimeter = 100 sq. millimeters = .155 sq. inch
 1 sq. decimeter = 100 sq. centimeters = 15.5 sq. inches
 1 sq. meter (centare) = 100 sq. decimeters = 10.76 sq. feet
 1 sq. dekameter (are) = 100 sq. meters = 1,076.4 sq. feet
 1 sq. hectometer (hectare) = 100 sq. dekameters = 2.47 acres
 1 sq. kilometer = 100 sq. hectometers = .386 sq. mile

Cubic Measure

1 cu. centimeter = 1000 cu. millimeters = .06 cu. inch
 1 cu. decimeter = 1000 cu. centimeters = 61.02 cu. inches
 1 cu. meter = 1000 cu. decimeters = 35.31 cu. feet

Approximate Conversion Factors

To change	To	Multiply by	To change	To	Multiply by
inches	centimeters	2.540	ounce-inches	newton-meters	.007062
feet	meters	.305	centimeters	inches	.394
yards	meters	.914	meters	feet	3.280
miles	kilometers	1.609	meters	yards	1.094
square inches	square centimeters	6.451	kilometers	miles	.621
square feet	square meters	.093	square centimeters	square inches	.155
square yards	square meters	.836	square meters	square feet	10.764
square miles	square kilometers	2.590	square meters	square yards	1.196
acres	square hectometers	.405	square kilometers	square miles	.386
cubic feet	cubic meters	.028	square hectometers	acres	2.471
cubic yards	cubic meters	.765	cubic meters	cubic feet	35.315
fluid ounces	milliliters	29.573	cubic meters	cubic yards	1.308
pints	liters	.473	milliliters	fluid ounces	.034
quarts	liters	.946	liters	pints	2.113
gallons	liters	3.785	liters	quarts	1.057
ounces	grams	28.349	liters	gallons	.264
pounds	kilograms	.454	grams	ounces	.035
short tons	metric tons	.907	kilograms	pounds	2.205
pound-feet	newton-meters	1.356	metric tons	short tons	1.102
pound-inches	newton-meters	.11296			

Temperature (Exact)

°F	Fahrenheit temperature	5/9 (after subtracting 32)	Celsius temperature	°C
----	------------------------	----------------------------	---------------------	----

These are the instructions for sending an electronic 2028

The following format must be used if submitting an electronic 2028. The subject line must be exactly the same and all fields must be included; however only the following fields are mandatory: 1, 3, 4, 5, 6, 7, 8, 9, 10, 13, 15, 16, 17, and 27.

From: "Whoever" <whoever@avma27.army.mil>
To: mpmt%avma28@st-louis-emh7.army. mil

Subject: DA Form 2028

1. **From:** Joe Smith
2. **Unit:** home
3. **Address:** 4300 Park
4. **City:** Hometown
5. **St:** MO
6. **Zip:** 77777
7. **Date Sent** 19-OCT-93
8. **Pub no:** 55-2840-229-23
9. **Pub Title:** TM
10. **Publication Date** 04-JUL-85
11. **Change Number:** .7
12. **Submitter Rank:** MSG
13. **Submitter FName** Joe
14. **Submitter MName:** T
15. **Submitter LName** Smith
16. **Submitter Phone:** 123-123-1234
17. **Problem:** 1
18. **Page:** 2
19. **Paragraph:** 3
20. **Line:** 4
21. **NSN:** 5
22. **Reference:** 6
23. **Figure:** 7
24. **Table:** 8
25. **Item:** 9
26. **Total:** 123
27. **Text:**

This is the text for the problem below line 27.

RECOMMENDED CHANGES TO EQUIPMENT TECHNICAL PUBLICATIONS

SOMETHING WRONG WITH PUBLICATION



THEN...JOT DOWN THE DOPE ABOUT IT ON THIS FORM. CAREFULLY TEAR IT OUT, FOLD IT AND DROP IT IN THE MAIL.

FROM: (PRINT YOUR UNIT'S COMPLETE ADDRESS)

DATE SENT

PUBLICATION NUMBER

PUBLICATION DATE

PUBLICATION TITLE

BE EXACT PIN-POINT WHERE IT IS

PAGE NO.

PARA-GRAPH

FIGURE NO.

TABLE NO.

IN THIS SPACE, TELL WHAT IS WRONG AND WHAT SHOULD BE DONE ABOUT IT.

TEAR ALONG PERFORATED LINE

PRINTED NAME, GRADE OR TITLE AND TELEPHONE NUMBER

SIGN HERE

PIN: 047615-000